



# Application Guide

## 2017/2018



## Inhaltsverzeichnis / Content / Sommaire / Indice / Índice / Содержание

### Service

4	ContiTech im Internet ContiTech in the Internet ContiTech sur Internet ContiTech Internet ContiTech i Internet ContiTech в Интернете	5	ContiTech auf mobilen Geräten ContiTech on mobile devices ContiTech sur les appareils mobiles ContiTech en dispositivos móviles ContiTech sui dispositivi mobili ContiTech на мобильных устройствах
---	---	---	--

### Zuordnungsliste Application guide

### Liste de correspondance Lista de aplicaciones

### Elenco di corrispondenza Таблица применимости

8	Verzeichnis der Fahrzeugmarken Directory of vehicle brands Liste des marques automobiles Índice de marcas de vehículos Elenco delle marche di veicoli Каталог марок автомобилей	9	Zuordnungsliste PKW + Transporter Cross-reference list for passenger cars Liste de correspondance voitures de tourisme Lista indicativa de correas para turismos Elenco di correlazione per autovetture Таблица соответствий для легковых автомобилей
---	--	---	--

### Produktprogramm Product range

### Programme produit Programa de productos

### Gamma prodotti Ассортимент

#### Riemen / Belts / Courroies / Correas / Cinghie / Ремни

572	Keilriemen V-Belt Courroie trapézoïdale Correa trapezial Cinghia trapezoidale Клиновой ремень	576	Keilriemensatz V-Belt set Jeux de courroies trapézoïdales Kits de correas trapeziales Set di cinghie trapezoidali Наборы клиновых ремней
578	Verbundkeilriemen Composite V-Belt Courroie trapézoïdale jumelée Correa trapezial múltiple Cinghia trapezoidale multipla Многоручьеваой клиновой ремень	580	Keilrippenriemen Multi V-Belt Courroie striée Correa acanalada Cinghia Poly-V Поликлиновой ремень
584	Keilrippenriemen Elast Multi V-Belt Elast Courroie striée Elast Correa acanalada Elast Cinghia Poly-V Elast Поликлиновой ремень Elast	586	Zahnriemen Timing Belt Courroie de distribution Correa de distribución Cinghia sincrona Зубчатый ремень ГРМ

## Inhaltsverzeichnis / Content / Sommaire / Indice / Indice / Содержание


Produktprogramm Product range	Programme produit Programa de productos	Gamma prodotti Ассортимент
<b>Kits</b>		
594 __	Keilrippenriemen Kits Multi V-Belt kits Kits de courroies striées Kits de correas acanaladas Kit cinghia poly-V Наборы поликлиновых ремней	
596 __	Keilrippenriemen Elast + Werkzeug Multi V-Belt Elast + Tool Courroie striée Elast + Outil Correa acanalada Elast + Herramientas Cinghia Poly-V Elast + Utensile Поликлиновой ремень Elast с приспособлением	
599 __	Keilrippenriemen + Torsionsschwingungsdämpfer Multi V-Belt + Torsional Vibration Damper Courroie striée + Amortisseur de vibrations de torsion Correa acanalada + Amortiguador de vibraciones de torsión Cinghia Poly-V + smorzatore di vibrazioni torsionali Поликлиновой ремень + гаситель крутильных колебаний	
600 __	Zahnriemen Kit Timing Belt Kit Kit de courroie de distribution Kit de correa de distribución Kit cinghia sincrona Комплет ремня ГРМ / Набор для зубчатого ремня	610 __ Zahnriemen Kit + Wasserpumpe Timing Belt Kit + Water Pump Kit de courroie de distribution + Pompe à eau Kit de correa de distribución + Bomba de agua Kit cinghia sincrona + Pompa acqua Комплет ремня ГРМ / Набор для зубчатого ремня + водяной насос
<b>Komponenten / Components / Composants / Componentes / Componenti / Компоненты</b>		
614 __	Generatorfreilauf Overruning Alternator Pulley Poulie débrayable d'alternateur Polea libre del alternador Puleggia a ruota libera per alternatore Муфта свободного хода генератора	620 __ Torsionsschwingungsdämpfer Torsional Vibration Damper Amortisseur de vibrations de torsion Amortiguador de vibraciones de torsión Smorzatore di vibrazioni torsionali Гаситель крутильных колебаний
626 __	Montagesätze Mounting Sets Jeux de montage Kits de montage Kit di montaggio Монтажные наборы	628 __ Wasserpumpen für Nebetrieb Water pumps for auxiliary drive Pompes à eau pour l'entraînement des accessoires Bombas de agua para la transmisión auxiliar Pompa dell'acqua per trasmissione ausiliaria Водяные насосы для вспомогательных приводов
<b>Werkstattausrüstung / Shop equipment / Équipement de garage / Equipamiento para talleres / Attrezzature per officina / Рабочие инструменты</b>		
630 __	Verkaufshilfen Sales aids Aides à la vente Recursos de ventas Supporti di vendita Маркетинговые материалы	632 __ Arbeitsbekleidung Work clothing Tenue de travail Ropa de trabajo Abbigliamento da lavoro Рабочая одежда

## Inhaltsverzeichnis / Content / Sommaire / Indice / Indice / Содержание

Produktprogramm Product range		Programme produit Programa de productos		Gamma prodotti Ассортимент	
Werkstattausrüstung / Shop equipment / Équipement de garage / Equipamiento para talleres / Attrezzature per officina / Рабочие инструменты					
633	Mess- und Montagewerkzeuge Measuring and installation tools Outils de mesure et de montage Herramientas de medición y montaje Utensili di misurazione e montaggio Измерительные и монтажные инструменты				
Produktfotos Product photos		Photos de produits Fotos de los productos		Foto prodotto Фотографии товара	
614	Generatorfreilauf Overrunning Alternator Pulley Poulie débrayable d'alternateur Polea libre del alternador Puleggia a ruota libera per alternatore Муфта свободного хода генератора	638	Kleinteile Small parts Petites pièces Piezas pequeñas Pezzi di piccole dimensioni Детали малого размера		
626	Montagesätze Mounting Sets Jeux de montage Kits de montage Kit di montaggio Монтажные наборы	644	Spann- und Umlenkrollen Tensioner and idler pulleys Galet tendeur et poulie de renvoi Poleas de tensión y poleas de inversión Rullo tendicinghia e pulegge di rinvio Натяжное устройство и натяжные ролики		
620	Torsionsschwingungsdämpfer Torsional Vibration Damper Amortisseur de vibrations de torsion Amortiguador de vibraciones de torsión Smorzatore di vibrazioni torsionali Гаситель крутильных колебаний	628	Wasserpumpen für Nebetrieb Water pumps for auxiliary drive Pompes à eau pour l'entraînement des accessoires Bombas de agua para la transmisión auxiliar Pompa dell'acqua per trasmissione ausiliaria Водяные насосы для вспомогательных приводов		
670	Wasserpumpen für Zahnriementrieb (nur im Kit erhältlich) Water pumps for timing belt drive (only available in kit) Pompes à eau pour transmission par courroie de distribution (disponible uniquement en kit) Bombas de agua para la transmisión por correa dentada (sólo se pueden adquirir como parte del kit) Pompa dell'acqua per trasmissione a cinghia sincrona (disponibile solo in kit) Водяные насосы для приводов зубчатым ремнем (предлагаются только в составе набора)				

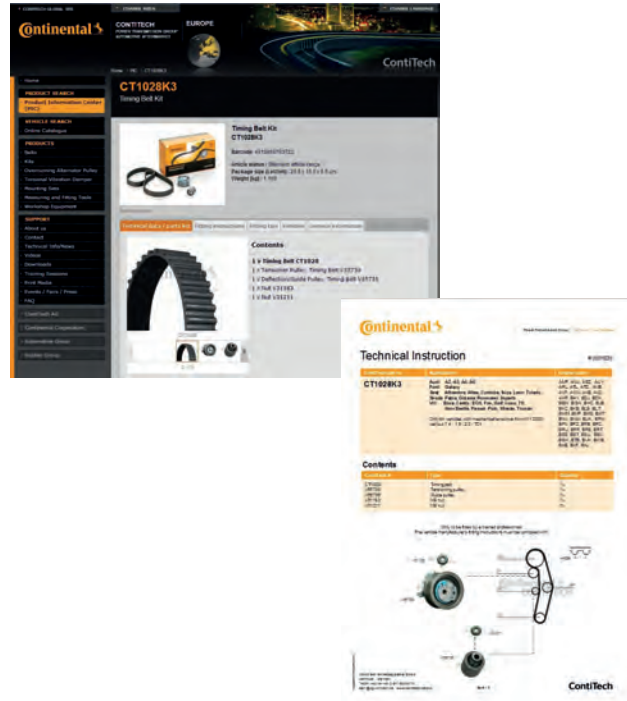
### Abkürzungsverzeichnis

678	Zeichenerklärung / Abkürzungsverzeichnis Key to symbols / List of abbreviations Signification des symboles / Liste des abréviations Significado de símbolos / Índice de abreviaturas Spiegazione de simbolos / Indice delle abbreviazione Условное обозначение / Значение аббревиатуры
-----	---




ContiTech im Internet  
 ContiTech in the Internet  
 ContiTech sur Internet

ContiTech Internet  
 ContiTech i Internet  
 ContiTech в Интернете



[www.contitech.de/aam](http://www.contitech.de/aam)

**ContiTech im Internet**

Auf unserer Internetseite finden Sie schnell und einfach:

- Detaillierte Produktionsinformationen zu allen Produkten
- Einbauanleitungen & technische Tipps
- Online-Katalog mit Fahrzeugauswahl und Teilesuche
- Serviceprogramm
- Broschüren / Downloads
- Viele weitere Informationen...

**ContiTech sur Internet**

Sur nos pages Internet, vous trouverez rapidement et facilement :

- des informations détaillées sur tous les produits
- des instructions de montage et des conseils techniques
- un catalogue en ligne avec sélection des véhicules et recherche de pièces
- la gamme de services
- des brochures / fichiers à télécharger
- et bien d'autres informations...

**ContiTech in Internet**

Sul nostro sito Internet si trovano rapidamente e con facilità:

- informazioni dettagliate su tutti i prodotti
- istruzioni di montaggio e consigli tecnici
- il catalogo online con la funzione di selezione dei veicoli e ricerca dei componenti
- programma di assistenza
- brochure / materiale da scaricare
- e tante altre informazioni....

**ContiTech online**

You can find the following items quickly and easily on our website:

- Detailed information about all products
- Installation manuals & technical tips
- Online catalog featuring vehicle selection and parts search
- Service program
- Brochures / downloads
- Many other items of information...

**ContiTech en Internet**

En nuestro sitio web puede acceder de forma rápida y sencilla a:

- Información detallada sobre todos nuestros productos
- Instrucciones de montaje y consejos técnicos
- Catálogo online con opciones de selección de vehículos y búsqueda de piezas
- Catálogo de servicios
- Folletos y descargas
- - Mucha más información...

**ContiTech в Интернете**

На нашем веб-сайте Вы быстро и просто найдете:

- подробную информацию обо всей продукции
- инструкции по установке и технические советы
- онлайн-каталог с возможностью выбора автомобиля и поиска запчасти
- программу сервиса
- брошюры/материалы для загрузки
- множество другой информации...

ContiTech auf mobilen Geräten  
ContiTech on mobile devices  
ContiTech sur les appareils mobiles

ContiTech en dispositivos móviles  
ContiTech sui dispositivi mobili  
ContiTech на мобильных устройствах



[www.contitech.de/pic](http://www.contitech.de/pic)

Sämtliche Informationen sind natürlich auch für mobile Geräte verfügbar. Mit dem Smartphone oder Tablet scannen Sie dazu den QR-Code auf der Produktverpackung oder nutzen Sie unsere App ContiDrive. Sie ist verfügbar für Android und iOS.

All information is of course available for mobile devices, too. Use your smartphone or tablet to scan the QR code on the product packaging or use our ContiDrive app. It is available for Android and iOS.

Toutes les informations sont évidemment disponibles aussi pour les appareils mobiles. Scannez avec un smartphone ou une tablette le code QR sur l'emballage du produit ou utilisez notre application ContiDrive. Elle est disponible pour les systèmes d'exploitation Android et iOS.

Por supuesto, toda la información también está disponible para dispositivos móviles. Para acceder a ella, escanee el código QR que aparece en el embalaje del producto con su smartphone o tableta o bien utilice nuestra aplicación ContiDrive, la cual está disponible para Android e iOS.

Tutte le informazioni naturalmente sono disponibili anche per i dispositivi mobili. Basta leggere il codice QR presente sulla confezione con uno smartphone o un tablet o utilizzare la nostra app ContiDrive, disponibile per Android e iOS.

Вся информация также доступна для просмотра на мобильных устройствах. Для этого сканируйте QR-код на упаковке продукта при помощи смартфона или планшета или воспользуйтесь нашим приложением ContiDrive. Скачать его можно как для Android, так и для iOS.







Zuordnungsliste

Lista de aplicaciones

Application guide

Elenco di corrispondenza

Liste de correspondance

Таблица применяемости

**Inhaltsverzeichnis / Content / Sommaire / Indice / Indice / Содержание**

Zuordnungsliste PKW Application guide for passenger cars Liste de correspondance voitures de tourisme		Lista de aplicaciones para turismos Elenco di correlazione per autovetture Таблица применяемости легковые автомобили	
9	___ ABARTH	253	___ NISSAN
9	___ ALFA ROMEO		
15	___ AUDI	261	___ OPEL
44	___ AUSTIN		
44	___ AUTOBIANCHI	288	___ PEUGEOT
		340	___ PIAGGIO
44	___ BMW	340	___ PORSCHE
58	___ BMW MOTORCYCLES	341	___ PROTON
58	___ CHEVROLET	341	___ RENAULT
62	___ CHRYSLER	396	___ RENAULT TRUCKS
63	___ CITROËN	396	___ ROVER
101	___ DACIA	401	___ SAAB
110	___ DAEWOO	403	___ SEAT
112	___ DAIHATSU	428	___ SKODA
113	___ DODGE	443	___ SMART
		444	___ SSANGYONG
113	___ FIAT	444	___ SUBARU
141	___ FORD	446	___ SUZUKI
174	___ FORD OTOSAN		
174	___ FORD USA	451	___ TATA
174	___ FSO	451	___ TOYOTA
		463	___ TRABANT
175	___ GAZ		
		463	___ UAZ
175	___ HONDA		
180	___ HYUNDAI	463	___ VAUXHALL
		474	___ VOLVO
189	___ IVECO	495	___ VW
193	___ JAGUAR	569	___ WARTBURG
194	___ JEEP		
		570	___ ZAZ
194	___ KIA		
200	___ LADA		
202	___ LANCIA		
207	___ LAND ROVER		
209	___ LEXUS		
209	___ LTI		
209	___ MAZDA		
218	___ MERCEDES-BENZ		
223	___ MERCEDES-BENZ (BBDC)		
223	___ MERCEDES-BENZ		
244	___ MG		
244	___ MINI		
245	___ MITSUBISHI		
252	___ MOSKVICH		



ABARTH						
<b>500 (312)</b> ↔ 1.4	08/08-	312 A1.000	99	1368	<b>5PK1173</b> <b>CT1049</b> <b>CT1049K1</b> <b>CT1049WP1</b>	ALT CA CA CA
<b>GRANDE PUNTO (199)</b> 1.4	12/07-06/10	199 A8.000	114	1368	<b>4PK665</b> <b>5PK1150</b> <b>5PK1150K1</b> <b>CT1049</b> <b>CT1049K1</b> <b>CT1049WP1</b>	ALT, (AC) ALT, (AC) ALT, (AC) CA CA CA

ALFA ROMEO						
<b>145 (930)</b> 1.4 i.e.	07/94-12/96	AR 33501	66	1351	<b>AVX10X825</b> <b>AVX13X950</b> <b>5PK865</b> <b>CT581</b> <b>CT581K1</b> <b>AP9017</b>	PS AC ALT CA, 2x CA
1.4 i.e. 16V T.S.	12/96-01/01	AR 33503, AR 38501	76	1370	<b>6PK1045</b> <b>6PK1830</b> <b>6PK1845</b> <b>6PK1856</b> <b>CT1149</b> <b>CT1149K1</b> <b>CT1149WP1</b>	ALT, (AC) ALT, (AC), OE-NO 46749664 ALT, (AC), OE-NO 71739915 ALT, (AC), OE-NO 60662991 CA, WP CA, WP, MTR-CODE: AR33503 CA, WP, MTR-CODE: AR33503
1.6 i.e.	10/94-12/96	AR 33201	76	1596	<b>AVX10X825</b> <b>AVX13X950</b> <b>5PK865</b> <b>CT581</b> <b>CT581K1</b>	PS AC ALT CA, 2x CA
1.6 i.e. 16V T.S.	12/96-01/01	AR 67601, AR 38201	88	1598	<b>6PK1045</b> <b>6PK1845</b> <b>6PK1856</b> <b>CT947</b> <b>CT947K2</b>	ALT, (AC) ALT, (AC), OE-NO 71739915 ALT, (AC), OE-NO 60662991 CA CA, MTR-CODE: AR67601
1.9 JTD	02/99-01/01	AR 32302	77	1910	<b>6PK1038</b> <b>6PK1780</b> <b>6PK1795</b> <b>CT968</b> <b>CT968K2</b> <b>CT968WP2</b> <b>AP9017</b> <b>VD1065</b> <b>MS30</b>	ALT, PS, (AC) ALT, PS, AC, ⇨02/1999, ⇨MTR-NO 1370829 ALT, PS, AC, 03/1999⇨, MTR-NO 1370829⇨ CA CA CA FOR ART-NO: VD1065
<b>146 (930)</b> 1.4 i.e.	12/94-12/96	AR 33501	66	1351	<b>AVX10X825</b> <b>AVX13X950</b> <b>5PK865</b> <b>CT581</b> <b>CT581K1</b>	PS AC ALT CA, 2x CA
1.4 i.e. 16V T.S.	11/96-01/01	AR 33503, AR 38501	76	1370	<b>6PK1045</b> <b>6PK1830</b> <b>6PK1845</b> <b>6PK1856</b> <b>CT1149</b> <b>CT1149K1</b> <b>CT1149WP1</b>	ALT, (AC) ALT, (AC), OE-NO 46749664 ALT, (AC), OE-NO 71739915 ALT, (AC), OE-NO 60662991 CA, WP CA, WP, MTR-CODE: AR33503 CA, WP, MTR-CODE: AR33503
1.6 i.e.	12/94-12/96	AR 33201	76	1596	<b>AVX10X825</b> <b>AVX13X950</b>	PS AC





ContiTech



**ALFA ROMEO**

146 (930)					
					5PK865 CT581 CT581K1 ALT CA, 2x CA
1.6 i.e. 16V TS.	11/96-01/01	AR 67601, AR 38201	88	1598	6PK1045 6PK1845 6PK1856 CT947 CT947K2 ALT, (AC) ALT, (AC), OE-NO 71739915 ALT, (AC), OE-NO 60662991 CA CA
1.9 JTD	02/99-01/01	AR 32302	77	1910	6PK1038 6PK1780 6PK1795 CT968 CT968K2 CT968WP2 AP9017 VD1065 MS30 ALT, PS, (-AC) ALT, PS, AC, ⇨02/1999, ⇨MTR-NO 1370829 ALT, PS, AC, 03/1999⇨, MTR-NO 1370830⇨ CA CA CA FOR ART-NO: VD1065
1.9 TD	12/94-02/99	AR 67501, AR 33601	66	1929	AVX10X725 5PK915 5PK940 5PK990 CT617 CT617K1 PS ALT, (AC), MTR-NO 1723044⇨ AC ALT, (AC), MTR-NO 1723044⇨ CA CA
147 (937)					
1.6 16V T.SPARK, 1.6 16V T.SPARK ECO	01/01-03/10	AR 32104, AR 37203	77-88	1598	6PK1033 6PK1045 6PK1845 6PK1856 CT1149 CT1149K1 CT1149WP1 ALT, PS, MTR-NO 2835764⇨ ALT, PS, ⇨MTR-NO 2835763 ALT, PS, AC, MTR-NO 2835764⇨ ALT, PS, AC, ⇨MTR-NO 2835763 CA, WP CA, WP CA, WP
1.9 JTD 16V	11/02-03/10	192 A5.000, 192 B1.000	100-103	1910	6PK1836 CT1076 CT1076K1 AP9017 VD1065 MS30 ALT, AC CA CA FOR ART-NO: VD1065
	09/03-09/04	937 A4.000	93	1910	6PK1836 CT1076 CT1076K2 AP9017 VD1065 MS30 ALT, PS, AC CA CA FOR ART-NO: VD1065
1.9 JTD, 1.9 JTDM, 1.9 JTDM 8V	04/01-03/10	182 B9.000, 937 A2.000, 937 A3.000, 939 A7.000	74-88	1910	6PK1038 6PK1836 CT968 CT968K2 CT968WP2 AP9017 VD1065 MS30 ALT, PS, (-AC) ALT, PS, (AC) CA CA CA FOR ART-NO: VD1065
1.9 JTDM 16V	09/04-03/10	937 A5.000	110	1910	6PK1836 CT1076 CT1076K1 CT1105 CT1105K3 CT1105WP2 AP9017 VD1065 MS30 ALT, PS, AC CA, MTR-CODE: 937 A5.000, Euro3 CA, MTR-CODE: 937 A5.000, Euro3 CA, Euro4 CA, Euro4 CA, Euro4 FOR ART-NO: VD1065
2.0 16V T.SPARK	01/01-03/10	AR 32310	110	1970	6PK1060 ALT, PS, (-AC), MTR-NO 2835765⇨

ALFA ROMEO



ContiTech



**ALFA ROMEO**

147 (937)

					<b>6PK1080</b> <b>6PK1965</b> <b>6PK1973</b> <b>CT877</b> <b>CT877K2</b> <b>CT877WP2</b> <b>CT970</b> <b>CT970K1</b>	ALT, PS, (-AC), ⇨MTR-NO 2835764 ALT, PS, AC, MTR-NO 2835765⇨ ALT, PS, AC, ⇨MTR-NO 2835764 CA CA CA BS BS
--	--	--	--	--	---	---

**156 / 156 Sportwagon (932)**  
1.6 16V T.SPARK

09/97-09/05	AR 67601, AR 32102, AR 32104, AR 32103	88	1598	<b>6PK1033</b> <b>6PK1045</b> <b>6PK1845</b> <b>6PK1856</b> <b>CT1149</b> <b>CT1149K1</b> <b>CT1149WP1</b> <b>CT947</b> <b>CT947K2</b>	ALT, PS, (-AC), OE-NO 60653027 ALT, PS, (-AC), OE-NO 60815889 ALT, PS, (AC), OE-NO 60815887 ALT, PS, (AC), OE-NO 60662991 CA, MTR-CODE: AR32103, AR32104 CA, MTR-CODE: AR32103, AR 32104 CA, MTR-CODE: AR32103, AR 32104 CA, MTR-CODE: AR32102, AR67601 CA, MTR-CODE: AR32102, AR67601
-------------	--	----	------	--	--

1.8 16V T.SPARK

10/00-05/06	AR 32205	103	1747	<b>6PK1033</b> <b>6PK1045</b> <b>6PK1845</b> <b>6PK1856</b> <b>CT947</b>	ALT, PS, (-AC), OE-NO 60653027 ALT, PS, (-AC), OE-NO 60815889 ALT, PS, (AC), OE-NO 60815887 ALT, PS, (AC), OE-NO 60662991 CA, MTR-CODE: AR32205
-------------	----------	-----	------	--	---

09/97-10/00	AR 32201	106	1747	<b>6PK1033</b> <b>6PK1045</b> <b>6PK1845</b> <b>6PK1856</b> <b>CT877</b> <b>CT877K1</b> <b>CT877WP1</b>	ALT, PS, (-AC), OE-NO 60653027 ALT, PS, (-AC), OE-NO 60815889 ALT, PS, (AC), OE-NO 60815887 ALT, PS, (AC), OE-NO 60662991 CA CA CA
-------------	----------	-----	------	---	--

1.9 JTD

09/97-05/01	AR 32302, AR 37101	77-81	1910	<b>6PK1038</b> <b>6PK1836</b> <b>6PK1845</b> <b>CT968</b> <b>CT968K2</b> <b>CT968WP2</b> <b>AP9017</b> <b>VD1065</b> <b>MS30</b>	ALT, (AC) ALT, (AC), OE-NO 55189677 ALT, (AC), OE-NO 71739915 CA CA CA FOR ART-NO: VD1065
-------------	--------------------	-------	------	--	---

05/01-05/06	937 A2.000	85	1910	<b>6PK1038</b> <b>6PK1836</b> <b>CT968</b> <b>CT968K2</b> <b>CT968WP2</b> <b>AP9017</b> <b>VD1065</b> <b>MS30</b>	ALT, (AC) ALT, (AC) CA CA CA FOR ART-NO: VD1065
-------------	------------	----	------	--	--

1.9 JTD 16V

11/02-05/06	192 A5.000	103	1910	<b>6PK1038</b> <b>6PK1836</b> <b>CT1076</b> <b>CT1076K1</b> <b>AP9017</b> <b>VD1065</b> <b>MS30</b>	ALT, PS, (-AC) ALT, PS, (AC) CA CA FOR ART-NO: VD1065
-------------	------------	-----	------	---	---

2.0 16V T.SPARK

10/00-03/02	AR 32310	110	1970	<b>6PK1060</b> <b>6PK1080</b> <b>6PK1965</b> <b>6PK1973</b> <b>CT877</b> <b>CT877K2</b> <b>CT877WP2</b>	ALT, PS, (-AC), MTR-NO 2835765⇨ ALT, PS, (-AC), ⇨MTR-NO 2835764 ALT, PS, AC, MTR-NO 2835765⇨ ALT, PS, AC, ⇨MTR-NO 2835764 CA CA CA
-------------	----------	-----	------	---	--





ContiTech



**ALFA ROMEO**

156 / 156 Sportwagon (932)



	09/97-10/00	AR 32301	114	1970	<b>CT970</b> <b>CT970K1</b>	BS BS
					<b>6PK1060</b> <b>6PK1080</b>	ALT, PS, (-AC), MTR-NO 2835765⇒ ALT, PS, (-AC), MTR-NO 1385144⇒, ⇒MTR-NO 2835764
					<b>6PK1965</b> <b>6PK1973</b>	ALT, PS, AC, MTR-NO 2835765⇒ ALT, PS, AC, MTR-NO 1385144⇒, ⇒MTR-NO 2835764
					<b>7PK1080</b> <b>7PK1980</b>	ALT, PS, (-AC), ⇒MTR-NO 1385143 ALT, PS, AC, ⇒MTR-NO 1385143
					<b>CT877</b> <b>CT877K1</b> <b>CT877WP1</b>	CA CA CA
					<b>CT970</b> <b>CT970K1</b>	BS BS
2.0 JTS	03/02-09/05	937 A1.000	122	1970	<b>6PK1965</b> <b>CT877</b> <b>CT877K2</b> <b>CT877WP2</b> <b>CT970</b> <b>CT970K1</b>	ALT, PS, AC CA CA CA BS BS
2.4 JTD	10/00-09/05	839 A6.000	103	2387	<b>6PK1105</b> <b>6PK1760</b> <b>6PK1760D1</b> <b>CT968</b> <b>CT968K1</b> <b>CT968WP1</b> <b>AP9017</b> <b>VD1064</b> <b>MS28</b>	ALT, PS, (-AC) ALT, PS, AC ALT, PS, AC CA CA CA CA FOR ART-NO: VD1064
	09/97-09/03	AR 32501	100	2387	<b>6PK1105</b> <b>6PK1750</b> <b>6PK1760</b> <b>6PK1760D1</b> <b>CT968</b> <b>CT968K1</b> <b>CT968WP1</b> <b>AP9017</b> <b>VD1064</b> <b>MS28</b>	ALT, PS, (-AC) ALT, PS, AC, ⇒03/2000, ⇒MTR-NO 1904012 ALT, PS, AC, 04/2000⇒, MTR-NO 1904013⇒ 04/2000⇒, MTR-NO 1904013⇒, ALT, PS, AC CA CA CA CA FOR ART-NO: VD1064
<b>159 / 159 Sportwagon (939)</b> 1.9 JTDM 16V	09/05-11/11	939 A2.000	110	1910	<b>6PK1725</b> <b>6PK1733</b> <b>CT1105</b> <b>CT1105K3</b> <b>CT1105WP2</b> <b>AP9017</b> <b>AP9054</b> <b>VD1065</b>	ALT, 05/2007⇒ ALT, ⇒05/2007 CA, MTR-CODE: 939 A2.000, 939 A8.000 CA, MTR-CODE: 939 A2.000, 939 A8.000 CA, MTR-CODE: 939 A2.000, 939 A8.000
		937 A8.000, 939 A8.000	100	1910	<b>6PK1725</b> <b>6PK1733</b> <b>CT1105</b> <b>CT1105K3</b> <b>CT1105WP2</b> <b>AP9017</b> <b>AP9054</b> <b>VD1065</b> <b>MS30</b>	ALT, 05/2007⇒ ALT, ⇒05/2007 CA, MTR-CODE: 937 A8.000, 939 A8.000 CA, MTR-CODE: 937 A8.000, 939 A8.000 CA, MTR-CODE: 937 A8.000, 939 A8.000 FOR ART-NO: VD1065
1.9 JTDM 8V	09/05-11/11	939 A1.000	88	1910	<b>6PK1725</b> <b>6PK1733</b>	ALT, 05/2007⇒ ALT, ⇒05/2007





ALFA ROMEO						
<b>159 / 159 Sportwagon (939)</b>						
					<b>CT1106</b> <b>CT1106K1</b> <b>CT1106WP1</b> <b>AP9017</b> <b>AP9054</b> <b>VD1065</b> <b>MS30</b>	CA, MTR-CODE: 939 A1.000 CA CA  FOR ART-NO: VD1065
		939 A7.000, 937 A7.000	85	1910	<b>6PK1733</b> <b>CT968</b> <b>CT968K2</b> <b>AP9017</b> <b>AP9054</b> <b>VD1065</b> <b>MS30</b>	ALT CA CA  FOR ART-NO: VD1065
1.9 JTS	09/05-11/11	939 A6.000	118	1859	<b>3PK977 ELAST</b> <b>5PK1070</b>	PS ALT
2.0 JTDM	05/09-11/11	939 B3.000	125	1956	<b>6PK1725</b> <b>CT1105</b> <b>CT1105K3</b> <b>CT1105WP2</b> <b>AP9054</b> <b>VD1065</b>	ALT CA CA CA
2.2 JTS	09/05-11/11	939 A5.000	136	2198	<b>5PK1070</b>	ALT
2.4 JTDM	03/06-11/11	939 A3.000	147	2387	<b>5PK595 ELAST</b> <b>6PK1005</b> <b>6PK1580</b> <b>CT1105</b> <b>CT1105K2</b> <b>VD1064</b>	ALT AC PS, AC CA CA
<b>166 (936)</b>						
2.0 T.Spark	09/98-06/07	AR 34103, AR 36301	110-114	1970	<b>6PK1080</b> <b>6PK1973</b> <b>7PK1080</b> <b>7PK1980</b> <b>CT877</b> <b>CT877K1</b> <b>CT877WP1</b> <b>CT970</b> <b>CT970K1</b>	ALT, PS, (-AC), MTR-NO 1385144↔ ALT, PS, AC, MTR-NO 1385144↔ ALT, PS, (-AC), ↔MTR-NO 1385143 ALT, PS, AC, ↔MTR-NO 1385143 CA CA CA BS BS
2.4 JTD	09/98-06/07	AR 34202, 839 A6.000, 841 C000	100-110	2387	<b>6PK1740</b> <b>CT968</b> <b>CT968K1</b> <b>CT968WP1</b> <b>AP9017</b> <b>VD1064</b> <b>MS28</b>	ALT, PS, AC CA CA CA  FOR ART-NO: VD1064
	10/03-06/07	841 G.000, 841 H.000	129	2387	<b>6PK1740</b> <b>CT1076</b> <b>CT1076K2</b> <b>AP9017</b> <b>VD1064</b>	ALT, PS, AC CA CA
<b>33 (907A)</b>						
1.4 i.e.	06/91-09/94	AR 30753, AR 30755	66	1351	<b>AVX10X825</b> <b>AVX10X850</b> <b>AVX10X865</b> <b>AVX10X875</b> <b>CT581</b> <b>CT581K1</b>	PS ALT ALT, FOR ALT: 55A ALT CA, 2x CA
<b>GIULIETTA (940)</b>						
1.4 BiFuel, 1.4 TB	04/10-	198 A4.000, 940 A2.000, 940	88-125	1368	<b>5PK1150</b> <b>5PK1150K1</b>	ALT, NO HOT COUNTRIES ALT, NO HOT COUNTRIES

ALFA ROMEO



ContiTech



**ALFA ROMEO**

**GIULIETTA (940)**



		B7.000			<b>5PK1219</b> <b>CT1049</b> <b>CT1049K1</b> <b>CT1049WP1</b>	ALT, HOT COUNTRIES CA CA CA
1.6 JTDM	02/15-	940 C5.000, 940 C1.000	88	1598	<b>AP9029</b>	
	04/10-	940 A3.000	77	1598	<b>6PK1374</b> <b>6PK1400</b> <b>CT1155</b> <b>CT1155K1</b> <b>CT1155WP1</b> <b>AP9029</b> <b>VD1065</b>	ALT, HOT COUNTRIES ALT, COLD COUNTRIES CA CA CA
1.8 TBI	09/13-	960 A1.000	177	1742	<b>AP9029</b>	
	04/10-	940 A1.000	173	1742	<b>CT1157</b> <b>AP9029</b>	CA
2.0 JTDM	11/13-	940 B4.000	129	1956	<b>AP9029</b>	
	04/10-	940 A4.000, 940 A5.000, 940 B5.000	103-125	1956	<b>6PK1400</b> <b>CT1105</b> <b>CT1105K3</b> <b>CT1105WP2</b> <b>AP9029</b> <b>VD1065</b>	ALT CA CA CA

<b>GT (937)</b>						
1.9 JTD	11/03-09/10	937 A5.000	110	1910	<b>6PK1836</b> <b>CT1076</b> <b>CT1076K1</b> <b>CT1105</b> <b>CT1105K3</b> <b>CT1105WP2</b> <b>AP9017</b> <b>VD1065</b> <b>MS30</b>	ALT, AC CA, MTR-CODE: 937 A5.000, Euro3 CA, MTR-CODE: 937 A5.000, Euro3 CA, Euro4 CA, Euro4 CA, Euro4
2.0 JTS	11/03-09/10	937 A1.000, 932 A2.000	121	1970	<b>6PK1060</b> <b>6PK1965</b> <b>CT877</b> <b>CT877K2</b> <b>CT877WP2</b> <b>CT970</b> <b>CT970K1</b>	ALT, (AC) ALT, (AC) CA CA CA BS BS

<b>GTV (916C.)</b>						
2.0 T.SPARK 16V	05/98-08/00	AR 32301	114	1970	<b>6PK1060</b> <b>6PK1080</b> <b>6PK1965</b> <b>6PK1973</b> <b>7PK1080</b> <b>7PK1980</b> <b>CT877</b> <b>CT877K1</b> <b>CT877WP1</b> <b>CT970</b> <b>CT970K1</b>	ALT, (AC), OE-NO 60676136 ALT, (AC), OE-NO 60662969 ALT, (AC), OE-NO 60653030 ALT, (AC), OE-NO 60630741 ALT, (AC), OE-NO 60617858 ALT, (AC), OE-NO 60652358 CA CA CA BS BS

<b>MITO (955)</b>						
1.3 MultiJet	12/13-	199 B8.000	59	1248	<b>AP9035</b>	
	09/08-	199 A3.000	66	1248	<b>6PK1180</b> <b>6PK1180K1</b> <b>6PK1325</b> <b>AP9035</b> <b>AP9078</b> <b>AP9082</b>	ALT, (AC) ALT, (AC) ALT, (AC)
					10/09-	199 B1.000







ALFA ROMEO						
<b>MITO (955)</b>						
					<b>6PK1180K3</b> <b>6PK1325</b> <b>AP9035</b> <b>AP9078</b> <b>AP9082</b>	ALT, (AC) ALT, (AC)
	01/11-	199 B4.000	62	1248	<b>6PK1180</b> <b>6PK1180K3</b> <b>6PK1325</b> <b>AP9035</b>	ALT, (AC) ALT, (AC) ALT, (AC)
1.4, 1.4 Bifuel, 1.4 MultiAir, 1.4 TJet, 1.4 Turbo MultiAir	09/08-	198 A4.000, 199 A6.000, 199 A8.000, 940 A2.000, 955 A1.000, 955 A2.000, 955 A6.000, 955 A7.000	58-125	1368	<b>4PK665</b> <b>5PK1150</b> <b>5PK1150K1</b> <b>CT1049</b> <b>CT1049K1</b> <b>CT1049WP1</b>	ALT, (AC) ALT, (AC) ALT, (AC) CA CA CA
1.6 JTDM	09/08-	198 A2.000, 955 A3.000	88	1598	<b>6PK1038</b> <b>6PK1374</b> <b>CT1155</b> <b>CT1155K1</b> <b>CT1155WP1</b> <b>AP9054</b> <b>VD1065</b> <b>MS30</b>	ALT, (AC) ALT, (AC) CA CA CA CA FOR ART-NO: VD1065

AUDI						
<b>100 (4A, 44Q, C3)</b>						
1.8	08/83-07/89	DS, JW, NP	66	1781	<b>AVX10X730</b> <b>AVX10X950</b> <b>AVX13X800</b> <b>AVX13X915</b> <b>2PJ838</b> <b>CT637</b> <b>CT637K1</b>	PS ALT AC, CH-NO 44-G-053 401⇔ AC, ⇔CH-NO 44-G-053 400 2.FAN CA CA
2.2 CAT	06/89-11/90	HX, KU	101	2226	<b>AVX10X800</b> <b>AVX10X818</b> <b>AVX13X915</b> <b>AVX13X960</b> <b>AVX13X990</b> <b>CT539</b> <b>CT539K1</b> <b>CT539WP1</b> <b>CT660</b> <b>CT660K1</b> <b>CT660WP1</b>	ALT, ⇔CH-NO 44-F-300 000 ALT, CH-NO 44-G-000 001⇔ AC PS, (AC) PS, (AC) CA, CH-NO 44-J-246 282⇔ CA, CH-NO 44-J-246 282⇔ CA, CH-NO 44-J-246 282⇔ CA, ⇔CH-NO 44-J-246 281 CA, ⇔CH-NO 44-J-246 281 CA, ⇔CH-NO 44-J-246 281
2.3 E	10/86-11/90	NF	100	2309	<b>AVX10X800</b> <b>AVX10X818</b> <b>AVX13X915</b> <b>AVX13X960</b> <b>AVX13X990</b> <b>CT539</b> <b>CT539K1</b> <b>CT539WP1</b> <b>CT660</b> <b>CT660K1</b> <b>CT660WP1</b>	ALT, ⇔CH-NO 44-F-300 000 ALT, CH-NO 44-G-000 001⇔ AC PS, (AC) PS, (AC) CA, CH-NO 44-J-246 282⇔ CA, CH-NO 44-J-246 282⇔ CA, CH-NO 44-J-246 282⇔ CA, ⇔CH-NO 44-J-246 281 CA, ⇔CH-NO 44-J-246 281 CA, ⇔CH-NO 44-J-246 281
<b>100 (4A, C4)</b>						
2.0 E	12/90-06/94	AAD, ABK	85	1984	<b>11,2X820Ld</b> <b>AVX10X825</b> <b>AVX10X850</b>	PS, ⇔CH-NO 4AM100000 PS, ⇔CH-NO 4AM100000 PS, ⇔CH-NO 4AM100000





ContiTech



AUDI

**AUDI**

100 (4A, C4)



					AVX10X913 AVX10X950 AVX13X800 4PK855 CT630 CT630K2	PS, CH-NO 4AN000001⇨ ALT, ⇨CH-NO 4AM100000 AC ALT, CH-NO 4AN000001⇨ CA CA
2.3 E	12/90-06/94	AAR	98	2309	6PK1293 6PK1693 CT926 CT926K1	ALT, PS ALT, PS, AC CA CA
2.6	03/92-06/94	ABC	110	2598	6PK1675 6PK1905 6PK2260 CT726 CT726K1	ALT, PS, (-AC) ALT, AC, CH-NO 4A-R-029518⇨ ALT, PS, AC, ⇨CH-NO 4A-R-029517 CA CA
2.8 E	12/90-06/94	AAH	128	2771	6PK1675 6PK1905 6PK2260 6PK2260 6PK2280 CT726 CT726K1	ALT, PS, (-AC) ALT, PS, (AC), CH-NO 4A-R-029 518⇨ ALT, PS, (AC), CH-NO 4A-N-023 927⇨ ALT, PS, (AC), ⇨CH-NO 4A-R-029 517 ALT, PS, (AC), ⇨CH-NO 4A-N-023 926 CA CA

**80 (81, 85, B2)**

1.3	09/78-07/86	EP	44	1297	AVX10X763 AVX10X850 AVX10X940 AVX13X825 CT633 CT637 CT637K1	PS, ⇨CH-NO 81G100000 PS, CH-NO 81G160001⇨ ALT AC CA, ⇨07/1981 CA, 08/1981⇨ CA, MTR-CODE: EP
1.6	08/78-07/86	DT	55	1595	AVX10X763 AVX10X850 AVX10X940 AVX13X825 CT637 CT637K1	PS, ⇨CH-NO 81G100000 PS, CH-NO 81G160001⇨ ALT AC CA CA
1.6 D	08/80-08/86	CR, JK	40	1588	AVX10X613 AVX10X735 AVX10X763 AVX10X775 AVX10X800 AVX13X825 CT513 CT513K1	WP ALT, ⇨12/1983 ALT, 01/1984⇨ ALT, (AC), ⇨12/1983 PS AC CA CA
1.8	01/83-08/86	DS, JV	66	1781	AVX10X763 AVX10X850 AVX10X940 AVX13X825 CT637 CT637K1	PS, ⇨CH-NO 81G100000 PS, CH-NO 81G160001⇨ ALT AC CA CA

**80 (89, 89Q, 8A, B3)**

1.6	09/86-09/91	PP, RN	51-55	1595	AVX10X825 AVX10X850 AVX10X950 AVX13X800 CT637 CT637K1	PS, 01/1991⇨, ⇨CH-NO 8CN025000 PS ALT AC CA CA
1.6 TD	09/86-08/91	RA, SB	59	1588	AVX10X613 AVX10X643 AVX10X715 AVX10X735	WP, ⇨CH-NO 8AM040000 WP, CH-NO 8AM040001⇨ ALT, (AC) ALT





AUDI						
<b>80 (89, 89Q, 8A, B3)</b>						
					AVX10X788 AVX13X800 AVX13X875 CT513 CT513K1	PS AC, MTR-CODE: JK, RA AC, MTR-CODE: SB CA CA
1.8, 1.8 S	08/86-10/91	JN, NE, PM, RU, SF	55-66	1781	AVX10X850 AVX10X950 AVX13X800 CT637 CT637K1	PS ALT AC CA CA
2.0 E	08/88-10/90	3A	83	1984	AVX10X850 AVX10X950 AVX13X800 CT637 CT637K1	PS ALT AC CA CA
<b>80 (8C, B4)</b>						
1.6, 1.6 E	09/91-01/96	ABM, ADA	52-74	1595	11,2X820Ld AVX10X850 AVX10X910 AVX10X950 AVX13X800 4PK855 CT637 CT637K1	PS, ⇔CH-NO 8CN025000 PS, ⇔CH-NO 8CN025000 PS, CH-NO 8CN025001⇔ ALT, ⇔CH-NO 8CN025000 AC ALT, CH-NO 8CN025001⇔ CA CA
1.9 TD	09/91-12/94	AAZ	55	1896	11,9X903Ld 6PK1173 6PK890 CT867 CT867K1 CT867K2 VD1084 MS13	PS, WP ALT, (AC) ALT, (AC) CA CA, ⇔MTR-NO 552 765 CA, MTR-NO 552 766⇔ FOR ART-NO: VD1084
1.9 TDI	09/91-01/96	1Z	66	1896	11,9X903Ld 6PK1173 6PK890 CT867 CT867K3 CT867K4 VD1084 MS13	PS, WP ALT, (AC) ALT, (AC) CA CA, ⇔MTR-NO 289 575 CA, MTR-NO 289 576⇔ FOR ART-NO: VD1084
2.0, 2.0 E	09/91-01/96	ABT, ABK	66-85	1984	11,2X820Ld AVX10X850 AVX10X913 AVX10X950 AVX13X800 4PK855 CT630 CT630K2 CT630K4	PS, ⇔CH-NO 8CN025000 PS, ⇔CH-NO 8CN025000 PS, CH-NO 8CN025001⇔ ALT, ⇔CH-NO 8CN025000 AC ALT, CH-NO 8CN025001⇔ CA CA, ⇔CH-NO 8C-S-075 037 CA, CH-NO 8C-S-075 038⇔
2.3 E	09/91-12/94	NG	98	2309	11,2X866Ld AVX13X915 AVX13X990 CT539 CT539K1 CT926 CT926K1	ALT AC PS CA, ⇔CH-NO 8A-N-200000 CA, ⇔CH-NO 8A-N-200000 CA, CH-NO 8C-N-000001⇔ CA, CH-NO 8C-N-000001⇔
<b>90 (89, 89Q, 8A, B3)</b>						
2.2 E	04/87-07/91	KV	100	2226	11,2X866Ld AVX13X915 AVX13X990 CT539	ALT AC PS CA, CH-NO 89J394747⇔





ContiTech



**AUDI**

90 (89, 89Q, 8A, B3)



- CT539K1** CA, CH-NO 89-J-394 743⇨
- CT539WP1** CA, CH-NO 89-J-394 743⇨
- CT660** CA, ⇨CH-NO 89J394746
- CT660K1** CA, ⇨CH-NO 89-J-394 742
- CT660WP1** CA, ⇨CH-NO 89-J-394 742

**A1 (8X1, 8XF) / A1 Sportback (8XA, 8XK)**

1.2 TFSI	05/10-	CBZA	63	1197	<ul style="list-style-type: none"> <li> <b>6PK1432</b> ALT, (AC)</li> <li> <b>6PK1693</b> ALT, (AC)</li> <li> <b>AP9012</b></li> </ul>	
1.4 TFSI	04/12-	CPTA	103	1395	<ul style="list-style-type: none"> <li> <b>6PK1000</b> ALT, (AC), ⇨11/2013</li> <li> <b>6PK1005</b> ALT, (AC), 11/2013⇨</li> <li> <b>6PK737</b> ALT, (AC), ⇨11/2013</li> <li> <b>6PK745</b> ALT, (AC), 11/2013⇨</li> <li> <b>CT1167</b> CA</li> <li> <b>CT1167K1</b> CA</li> <li> <b>CT1169</b> WP</li> </ul>	
					05/10-	CAXA, CNVA
1.6 TDI	05/10-	CAYC	77	1598	<ul style="list-style-type: none"> <li> <b>6PK1070</b> ALT, (AC)</li> <li> <b>6PK1070K1</b> ALT, (AC)</li> <li> <b>6PK842 ELAST</b> ALT, (AC)</li> <li> <b>6PK842 ELAST T1</b> ALT, (AC)</li> <li> <b>CT1139</b> CA</li> <li> <b>CT1139K2</b> CA</li> <li> <b>CT1139WP2</b> MTR-CODE: CAYC, CA, WP</li> <li> <b>AP9001</b></li> <li> <b>MS46</b></li> </ul>	
					03/11-	CAYB
2.0 TDI	05/12-	CFHB	100	1968	<ul style="list-style-type: none"> <li> <b>6PK1070</b> ALT, (AC)</li> <li> <b>6PK1070K1</b> ALT, (AC)</li> <li> <b>6PK842 ELAST</b> ALT, (AC)</li> <li> <b>6PK842 ELAST T1</b> ALT, (AC)</li> <li> <b>CT1139</b> CA</li> <li> <b>CT1139K2</b> CA</li> <li> <b>CT1139WP2</b> CA, WP</li> <li> <b>AP9001</b></li> <li> <b>MS46</b></li> </ul>	
2.0 TFSI quattro	03/12-	CDLH	188	1984	<ul style="list-style-type: none"> <li> <b>6PK1054</b> ALT, (AC)</li> <li> <b>CT1088</b> CA</li> <li> <b>CT1088K3</b> CA</li> <li> <b>AP9001</b></li> </ul>	
<b>A2 (8Z0)</b>						
1.4	02/00-08/05	AUA, BBY	55	1390	<ul style="list-style-type: none"> <li> <b>6PK1084</b> ALT, (AC)</li> <li> <b>6PK745</b> ALT, (AC)</li> <li> <b>CT957(SET)</b> CA</li> <li> <b>CT957K1</b> CA</li> <li> <b>CT957WP1</b> CA</li> </ul>	
1.4 TDI	02/00-08/05	AMF, BHC	55	1422	<ul style="list-style-type: none"> <li> <b>6PK858</b> ALT, PS</li> <li> <b>6PK995</b> ALT, PS, AC</li> <li> <b>6PK995K1</b> ALT, PS, AC</li> <li> <b>CT1028</b> CA</li> </ul>	





AUDI						
<b>A2 (8Z0)</b>						
					<b>CT1028K2</b> <b>CT1028K3</b> <b>CT1028K4</b> <b>CT1028WP1</b>  <b>CT1028WP3</b> <b>CT1028WP3</b> <b>AP9001</b> <b>MS18</b>	CA, ⇨CH-NO 8Z-2-019 000 CA, CH-NO 8Z-2-019 001⇨ CA, ⇨CH-NO 8Z-2-019 000 CA, MTR-CODE: AMF, CH-NO 8Z-2-019 001⇨, ⇨CH-NO 8Z-2-070 000 CA, MTR-CODE: AMF, CH-NO 8Z-3-000 001⇨ CA, MTR-CODE: BHC, CH-NO 8Z-2-019 001⇨
	11/03-08/05	ATL	66	1422	<b>6PK858</b> <b>6PK995</b> <b>6PK995K1</b> <b>CT1028</b> <b>CT1028K3</b> <b>CT1028WP3</b> <b>AP9001</b>	ALT, (-AC) ALT, (AC) ALT, (AC) CA, WP CA, WP CA, WP
1.6 FSI	05/02-08/05	BAD	81	1598	<b>6PK1080</b> <b>6PK1080K1</b> <b>6PK737</b> <b>CT957(SET)</b> <b>CT957K1</b> <b>CT957WP2</b>	ALT, AC ALT, AC ALT CA CA CA
<b>A3 (8L1)</b>						
1.6	08/00-05/03	AEH, AKL, APF, AVU, BFQ	74-75	1595	<b>6DPK1195</b> <b>6DPK1195K1</b> <b>6PK1120</b> <b>CT908</b> <b>CT908K1</b> <b>CT908WP1</b> <b>AP9001</b>	ALT, (AC) ALT, (AC) ALT, (-AC) CA CA CA
1.8 T	12/98-05/03	AJQ, APP, ARY, AUQ	132	1781	<b>6DPK1195</b> <b>6DPK1195K1</b> <b>6PK1120</b> <b>CT909</b> <b>CT909K2</b>  <b>CT909K3</b>  <b>CT909K6</b>  <b>CT909K7</b>  <b>CT909WP1</b>  <b>CT909WP1</b> <b>CT909WP4</b>  <b>AP9001</b> <b>VD1107</b>	ALT, PS, AC ALT, PS, AC ALT, PS CA CA, MTR-CODE: AJQ,APP,AUQ, CH-NO 8L-Y-125 001⇨, CA, MTR-CODE: ARY CA, MTR-CODE: AJQ,APP,AUQ, CH-NO 8L-Y-125 001⇨, CA, MTR-CODE: ARY CA, MTR-CODE: AJQ,APP,AUQ, ⇨CH-NO 8L-Y-125 000 CA, MTR-CODE: AJQ,APP,AUQ, ⇨CH-NO 8L-Y-125 000 CA, MTR-CODE: AJQ,APP,AUQ, CH-NO 8L-Y-125 001⇨ CA, MTR-CODE: ARY CA, MTR-CODE: AJQ,APP,AUQ, ⇨CH-NO 8L-Y-125 000
1.8, 1.8 T	09/96-05/03	AGN, APG, AGU, AQA, ARZ, AUM	92-110	1781	<b>6DPK1195</b> <b>6DPK1195K1</b> <b>6PK1120</b> <b>CT909</b> <b>CT909K2</b> <b>CT909K3</b> <b>CT909K6</b> <b>CT909K7</b> <b>CT909WP1</b> <b>CT909WP4</b>  <b>AP9001</b> <b>VD1107</b>	ALT, (AC) ALT, (AC) ALT, (AC) CA CA, CH-NO 8L-Y-125 001⇨ CA, CH-NO 8L-Y-125 001⇨ CA, ⇨CH-NO 8L-Y-125 000 CA, ⇨CH-NO 8L-Y-125 000 CA, CH-NO 8L-Y-125 001⇨ CA, ⇨CH-NO 8L-Y-125 000

AUDI



ContiTech



AUDI

**AUDI**

<p><b>A3 (8L1)</b> ↔ 1.9 TDI</p>	<p>08/00-05/03 ASZ</p>	<p>96</p>	<p>1896</p>	<p>∞ <b>6DPK1195</b>                  ∞ <b>6DPK1195K2</b>                  ∞ <b>6PK1120</b>                  🏠 <b>CT1028</b>                  🏠 <b>CT1028K2</b>                  🏠 <b>CT1028K3</b>                  🏠 <b>CT1028K4</b>                  🏠 <b>CT1028WP4</b>                  🏠 <b>CT1028WP7</b>                  ⦿ <b>AP9001</b>                  ⦿ <b>VD1091</b>                  📊 <b>MS17</b></p>	<p>ALT, (AC)                  ALT, (AC)                  ALT, (-AC)                  CA                  CA, ⇨MTR-NO 115 000                  CA, MTR-NO 115 001⇨                  CA, ⇨MTR-NO 115 000                  CA, MTR-NO 115 001⇨, CH-NO 8L-3-000 001⇨                  CA, ⇨MTR-NO 115 000, ⇨CH-NO 8L-2-150 000                  FOR ART-NO: VD1091</p>
	<p>10/00-05/03 ATD, AXR</p>	<p>74</p>	<p>1896</p>	<p>∞ <b>6DPK1195</b>                  ∞ <b>6DPK1195K2</b>                  ∞ <b>6PK1120</b>                  🏠 <b>CT1028</b>                  🏠 <b>CT1028K2</b>                  🏠 <b>CT1028K3</b>                  🏠 <b>CT1028K3</b>                  🏠 <b>CT1028K4</b>                  🏠 <b>CT1028WP2</b>                  🏠 <b>CT1028WP4</b>                  🏠 <b>CT1028WP7</b>                  ⦿ <b>AP9001</b>                  ⦿ <b>VD1091</b>                  📊 <b>MS17</b></p>	<p>ALT, (AC)                  ALT, (AC)                  ALT, (-AC)                  MTR-CODE: ATD, AXR, CA, WP                  MTR-CODE: ATD, ⇨MTR-NO 165 000, CA, WP                  MTR-CODE: ATD, MTR-NO 165 001⇨, CA, WP                  MTR-CODE: AXR, CA, WP                  MTR-CODE: ATD, ⇨MTR-NO 165 000, CA, WP                  MTR-CODE: ATD, MTR-NO 165 001⇨, ⇨CH-NO 8L-2-150 000, CA, WP                  MTR-CODE: AXR, ⇨CH-NO 8L-2-150 000, CA, WP                  MTR-CODE: ATD, MTR-NO 165 001⇨, CH-NO 8L-3-000 001⇨, CA, WP                  MTR-CODE: AXR, CH-NO 8L-3-000 001⇨, CA, WP                  MTR-CODE: ATD, ⇨MTR-NO 165 000, ⇨CH-NO 8L-2-150 000, CA, WP                  FOR ART-NO: VD1091</p>
	<p>09/96-07/01 AGR, ALH</p>	<p>66</p>	<p>1896</p>	<p>∞ <b>6PK1660</b>                  ∞ <b>6PK1660K1</b>                  ∞ <b>6PK1660K2</b>                  ∞ <b>6PK906</b>                  ∞ <b>6PK906K1</b>                  ∞ <b>6PK906K3</b>                  🏠 <b>CT1044</b>                  🏠 <b>CT1044</b>                  🏠 <b>CT1044K1</b>                  🏠 <b>CT1044WP1</b>                  🏠 <b>CT946</b>                  🏠 <b>CT946</b>                  🏠 <b>CT946K1</b>                  ⦿ <b>AP9001</b>                  ⦿ <b>AP9016</b>                  ⦿ <b>VD1076</b>                  ⦿ <b>VD1089</b>                  ⦿ <b>VD1089</b>                  📊 <b>MS17</b></p>	<p>ALT, PS, (AC)                  ALT, PS, (AC), CH-NO 8L-W-200 001⇨                  ALT, PS, (AC), ⇨CH-NO 8L-W-200 000                  ALT, PS, (-AC), CH-NO 8L-W-200 001⇨                  ALT, PS, (-AC), CH-NO 8L-W-200 001⇨                  ALT, PS, (-AC), ⇨CH-NO 8L-W-200 000                  CA, WP, MTR-CODE: ALH, MTR-NO 500 001⇨                  CA, WP, MTR-CODE: AGR, MTR-NO 565 001⇨                  CA, WP, MTR-CODE: AGR, ALH                  CA, WP, MTR-CODE: ALH, AGR                  CA, WP, MTR-CODE: AGR, ⇨MTR-NO 565 000                  CA, WP, MTR-CODE: ALH, ⇨MTR-NO 500 000                  CA, WP, MTR-CODE: AGR, ⇨MTR-NO 044 441                  MTR-CODE: ALH, CH-NO 8L-3-070 001⇨, CH-NO 8L-31222 001⇨                  ALH, ⇨CH-NO 8L-3-070 000, 8L-31222 000                  MTR-CODE: AGR                  FOR ART-NO: VD1089, VD1076</p>
	<p>08/97-07/01 AHF, ASV</p>	<p>81</p>	<p>1896</p>	<p>∞ <b>6PK1660</b>                  ∞ <b>6PK1660K1</b>                  ∞ <b>6PK1660K2</b>                  ∞ <b>6PK906</b>                  ∞ <b>6PK906K1</b>                  ∞ <b>6PK906K3</b>                  🏠 <b>CT1044</b>                  🏠 <b>CT1044</b>                  🏠 <b>CT1044K1</b>                  🏠 <b>CT1044K1</b></p>	<p>ALT, PS, (AC)                  ALT, PS, (AC), CH-NO 8L-W-200 001⇨                  ALT, PS, (AC), ⇨CH-NO 8L-W-200 000                  ALT, PS, (-AC)                  ALT, PS, (-AC), CH-NO 8L-W-200 001⇨                  ALT, PS, (-AC), ⇨CH-NO 8L-W-200 000                  CA, WP, MTR-CODE: AHF, MTR-NO 595 001⇨                  CA, WP, MTR-CODE: ASV, MTR-NO 150 001⇨                  CA, MTR-CODE: AHF, MTR-NO 006 067⇨                  CA, MTR-CODE: ASV</p>



AUDI						
<b>A3 (8L1)</b>						
					<b>CT1044WP1</b> <b>CT946</b> <b>CT946</b> <b>CT946K1</b> <b>AP9001</b> <b>AP9016</b> <b>VD1076</b>  <b>VD1089</b>  <b>MS17</b>	CA, WP, MTR-CODE: AHF, MTR-NO 006 067 → CA, WP, MTR-CODE: AHF, →MTR-NO 595 000 CA, WP, MTR-CODE: ASV, →MTR-NO 150 000 CA, WP, MTR-CODE: AHF, →MTR-NO 006 065  MTR-CODE: ASV, AHF, CH-NO 8L-3-070 001 →, CH-NO 8L-31222 001 → MTR-CODE: ASV, AHF, →CH-NO 8L-3-070 000, 8L-31222 000 FOR ART-NO: VD1089, VD1076
S3 quattro	03/99-04/02	APY, AMK, AUL	154	1781	<b>6DPK1195</b> <b>6DPK1195K1</b> <b>6PK1120</b> <b>CT909</b> <b>CT909K2</b> <b>CT909K2</b> <b>CT909K3</b> <b>CT909K3</b> <b>CT909K6</b> <b>CT909K7</b> <b>CT909WP1</b> <b>CT909WP1</b> <b>CT909WP4</b> <b>AP9001</b>	ALT, PS, AC ALT, PS, AC ALT, PS CA CA, MTR-CODE: APY, CH-NO 8L-Y-125 001 → CA, MTR-CODE: AMK, AUL CA, MTR-CODE: APY, CH-NO 8L-Y-125 001 → CA, MTR-CODE: AMK, AUL CA, MTR-CODE: APY, →CH-NO 8L-Y-125 000 CA, MTR-CODE: APY, →CH-NO 8L-Y-125 000 CA, MTR-CODE: AMK, AUL CA, MTR-CODE: APY, CH-NO 8L-Y-125 001 → CA, MTR-CODE: APY, →CH-NO 8L-Y-125 000
<b>A3 (8P1) / A3 Sportback (8PA)</b>						
1.2 TSI	04/10-03/13	CBZB	77	1197	<b>6PK1432</b> <b>6PK1693</b> <b>AP9012</b>	ALT, (AC) ALT, (AC)
1.4 TFSI	09/07-03/13	CAXC, CMSA	92	1390	<b>6PK1090</b> <b>6PK1733</b> <b>6PK1733K3</b> <b>AP9012</b>	ALT, (AC) ALT, (AC) ALT, (AC)
1.6	05/03-03/13	BGU, BSE, BSF	75	1595	<b>6PK1045</b> <b>6PK1045K2</b> <b>6PK900</b> <b>CT908</b> <b>CT908K1</b> <b>CT908WP1</b> <b>AP9001</b>	ALT, (AC) ALT, (AC) ALT, (AC) CA CA CA
1.6 FSI	08/03-09/07	BAG, BLP, BLF	85	1598	<b>6PK1090</b> <b>6PK1733</b> <b>6PK1733K3</b>	ALT, WP, (AC) ALT, WP, (AC) ALT, WP, (AC)
1.6 TDI	05/09-03/13	CAYC	77	1598	<b>6PK1070</b> <b>6PK1070K1</b> <b>6PK842 ELAST</b> <b>6PK842 ELAST T1</b> <b>CT1139</b> <b>CT1139K2</b> <b>CT1139WP2</b> <b>AP9001</b> <b>VD1076</b> <b>MS18</b> <b>MS46</b>	MTR-CODE: CAYB, CAYC, ALT, (AC) MTR-CODE: CAYB, CAYC, ALT, (AC) MTR-CODE: CAYB, CAYC, ALT, (-AC) MTR-CODE: CAYB, CAYC, ALT, (-AC) MTR-CODE: CAYB, CAYC, CA CA, MTR-CODE: CAYB, CAYC MTR-CODE: CAYC, CA, WP  MTR-CODE: CAYB, CAYC, →10/2009 FOR ART-NO: VD1076 FOR ART-NO: VD1111
		CAYB	66	1598	<b>6PK1070</b> <b>6PK1070K1</b> <b>6PK842 ELAST</b> <b>6PK842 ELAST T1</b> <b>CT1139</b> <b>CT1139K2</b>	MTR-CODE: CAYB, CAYC, ALT, (AC) MTR-CODE: CAYB, CAYC, ALT, (AC) MTR-CODE: CAYB, CAYC, ALT, (-AC) MTR-CODE: CAYB, CAYC, ALT, (-AC) MTR-CODE: CAYB, CAYC, CA CA, MTR-CODE: CAYB, CAYC



ContiTech



AUDI

**AUDI**

A3 (8P1) / A3 Sportback (8PA)



					<b>CT1139WP2</b> <b>AP9001</b> <b>VD1076</b> <b>MS18</b> <b>MS46</b>	MTR-CODE: CAYB, CA, WP  MTR-CODE: CAYB, CAYC, ⇨10/2009 FOR ART-NO: VD1076 FOR ART-NO: VD1111
1.8 TFSI	11/06-03/13	BYT, BZB, CDAA	118	1798	<b>6PK1120</b> <b>CT1143</b> <b>CT1143WP1</b> <b>AP9009</b>	ALT WP WP
1.9 TDI	05/03-05/10	BKC, BLS, BXE	77	1896	<b>6PK1050</b> <b>6PK1050D2</b> <b>6PK1050K1</b> <b>6PK1050K1</b> <b>6PK1050K2</b> <b>6PK948</b> <b>CT1028</b> <b>CT1028K3</b> <b>CT1028WP3</b> <b>AP9001</b> <b>VD1076</b> <b>MS18</b> <b>MS37</b>	ALT, (AC) ALT, (AC) ALT, (AC), MTR-CODE: BKC, 05/2005⇨ ALT, (AC), MTR-CODE: BLS, BXE ALT, (AC), MTR-CODE: BKC, ⇨05/2005 ALT, (-AC) CA, WP CA, WP CA, WP  MTR-CODE: BLS, FOR ART-NO: VD1076 MTR-CODE: BXE, BKC, FOR ART-NO: VD1076
2.0 FSI	05/03-06/08	AXW, BLX, BLY, BMB, BLR, BVY, BVZ	110	1984	<b>6PK1045</b> <b>6PK1045K2</b> <b>6PK900</b> <b>CT1056</b> <b>CT1056K1</b> <b>CT1088</b> <b>CT1088K3</b> <b>CT1088WP4</b> <b>AP9001</b> <b>VD1107</b>	ALT, (AC) ALT, (AC) ALT, (-AC) CA, MTR-CODE: AXW, BMB CA, MTR-CODE: AXW, BMB CA, MTR-CODE: BLX, BLY, BLR, BVY, BVZ CA, MTR-CODE: BLX, BLY, BLR, BVY, BVZ CA, MTR-CODE: BLX, BLY, BLR, BVY, BVZ
2.0 TDI	03/06-08/12	BMN, CBBB, CFGB	125	1968	<b>6PK1050</b> <b>6PK1050D2</b> <b>6PK1050K2</b> <b>6PK1070</b> <b>6PK1070K1</b> <b>6PK842 ELAST</b> <b>6PK842 ELAST T1</b> <b>6PK948</b> <b>CT1051</b> <b>CT1051K2</b> <b>CT1051WP2</b> <b>CT1134</b> <b>CT1134K1</b> <b>CT1134WP1</b> <b>CT1139</b> <b>CT1139K2</b> <b>CT1139WP6</b> <b>AP9001</b> <b>VD1076</b> <b>MS18</b> <b>MS18</b>	MTR-CODE: BMN, ALT, (AC) MTR-CODE: BMN, ALT, (AC) MTR-CODE: BMN, ALT, (AC) MTR-CODE: CBBB, CFGB, ALT, (AC) MTR-CODE: CBBB, CFGB, ALT, (AC) MTR-CODE: CBBB, CFGB, ALT, (-AC) MTR-CODE: CBBB, CFGB, ALT, (-AC) MTR-CODE: BMN, ALT, (-AC) MTR-CODE: BMN, CA, WP MTR-CODE: BMN, CA, WP MTR-CODE: BMN, CA, WP MTR-CODE: CBBB, CA, WP MTR-CODE: CBBB, CA, WP MTR-CODE: CBBB, CA, WP MTR-CODE: CFGB, CA, WP MTR-CODE: CFGB, CA, WP MTR-CODE: CFGB, CA, WP MTR-CODE: BMN, CBBB VD1111 FOR ART-NO: VD1076
	06/05-06/08	BMM	103	1968	<b>6PK1050</b> <b>6PK1050D2</b> <b>6PK1050K1</b> <b>6PK948</b> <b>CT1028</b> <b>CT1028K3</b> <b>CT1028WP4</b> <b>AP9001</b>	ALT, (AC) ALT, (AC) ALT, (AC) ALT, (-AC) CA, WP CA, WP CA, WP







**AUDI**

A3 (8P1) / A3 Sportback (8PA)

	06/06-06/08	BUY	120	1968	<b>VD1076</b> <b>MS18</b>	FOR ART-NO: VD1076
					<b>6PK1050</b> <b>6PK1050D2</b> <b>6PK1050K2</b> <b>6PK948</b> <b>CT1051</b> <b>CT1051K2</b> <b>CT1051WP2</b> <b>AP9001</b> <b>VD1076</b> <b>MS18</b>	ALT, (AC) ALT, (AC) ALT, (AC) ALT, (-AC) MTR-CODE: BUY, CA MTR-CODE: BUY, CA MTR-CODE: BUY, CA
2.0 TDI 16V	05/03-03/13	BKD, CBAB, CFFB, CLJA	103	1968	<b>6PK1050</b> <b>6PK1050D2</b> <b>6PK1050K2</b> <b>6PK1070</b> <b>6PK1070K1</b> <b>6PK842 ELAST</b> <b>6PK842 ELAST T1</b> <b>6PK948</b> <b>CT1051</b> <b>CT1051K1</b> <b>CT1051K2</b> <b>CT1051WP1</b> <b>CT1051WP2</b> <b>CT1134</b> <b>CT1134K1</b> <b>CT1134WP2</b> <b>CT1139</b> <b>CT1139K2</b> <b>CT1139WP2</b> <b>AP9001</b> <b>VD1076</b> <b>MS18</b> <b>MS18</b> <b>MS37</b>	MTR-CODE: AZV, BKD, ALT, (AC) MTR-CODE: AZV, BKD, ALT, (AC) MTR-CODE: AZV, BKD, ALT, (AC) MTR-CODE: CBAA, CBAB, CFFA, CFFB, CLJA, ALT, (AC) MTR-CODE: CBAA, CBAB, CFFA, CFFB, CLJA, ALT, (AC) MTR-CODE: CBAA, CBAB, CFFA, CFFB, CLJA, ALT, (-AC) MTR-CODE: CBAA, CBAB, CFFA, CFFB, CLJA, ALT, (-AC) MTR-CODE: AZV, BKD, ALT, (-AC) MTR-CODE: AZV, BKD, CA, WP MTR-CODE: AZV, BKD, CA, WP, ⇨01/2007 CA, WP, MTR-CODE: AZV, BKD, 02/2007⇨ CA, WP, MTR-CODE: AZV, BKD, ⇨01/2007 MTR-CODE: AZV, BKD, CA, WP, 02/2007⇨ MTR-CODE: CBAA, CBAB, CA, WP MTR-CODE: CBAA, CBAB, CA, WP MTR-CODE: CBAA, CBAB, CA, WP MTR-CODE: CFFA, CFFB, CLJA, CA, WP MTR-CODE: CFFA, CFFB, CLJA, CA MTR-CODE: CFFA, CFFB, CA, WP MTR-CODE: AZV, BKD, CBAA, CBAB MTR-CODE: CBAA, CBAB, FOR ART-NO: VD1076 MTR-CODE: CFFA, CFFB, CLJA, FOR ART-NO: VD1111 MTR-CODE: AZV, BKD, FOR ART-NO: VD1076
2.0 TDI 16V quattro	08/04-03/13	BKD, CBAB, CFFB	103	1968	<b>6PK1050</b> <b>6PK1050D2</b> <b>6PK1050K2</b> <b>6PK1070</b> <b>6PK1070K1</b> <b>6PK842 ELAST</b> <b>6PK842 ELAST T1</b> <b>6PK948</b> <b>CT1051</b> <b>CT1051K1</b> <b>CT1051K2</b> <b>CT1051WP1</b> <b>CT1051WP2</b> <b>CT1134</b> <b>CT1134K1</b> <b>CT1134WP2</b> <b>CT1139</b> <b>CT1139K2</b> <b>CT1139WP2</b> <b>AP9001</b> <b>VD1076</b> <b>MS18</b>	MTR-CODE: AZV, BKD, ALT, (AC) MTR-CODE: AZV, BKD, ALT, (AC) MTR-CODE: AZV, BKD, ALT, (AC) MTR-CODE: CBAA, CBAB, CFFA, CFFB, ALT, (AC) MTR-CODE: CBAA, CBAB, CFFA, CFFB, ALT, (AC) MTR-CODE: CBAA, CBAB, CFFA, CFFB, ALT, (-AC) MTR-CODE: CBAA, CBAB, CFFA, CFFB, ALT, (-AC) MTR-CODE: AZV, BKD, ALT, (-AC) MTR-CODE: AZV, BKD, CA, WP MTR-CODE: AZV, BKD, CA, WP, ⇨01/2007 CA, WP, MTR-CODE: AZV, BKD, 02/2007⇨ CA, WP, MTR-CODE: AZV, BKD, ⇨01/2007 MTR-CODE: AZV, BKD, CA, WP, 02/2007⇨ MTR-CODE: CBAA, CBAB, CA, WP MTR-CODE: CBAA, CBAB, CA, WP MTR-CODE: CBAA, CBAB, CA, WP MTR-CODE: CBAA, CBAB, CA, WP MTR-CODE: CFFA, CFFB, CA, WP MTR-CODE: CFFA, CFFB, CLJA, CA MTR-CODE: CFFA, CFFB, CA, WP MTR-CODE: AZV, BKD, CBAA, CBAB MTR-CODE: CFFA, CFFB, CLJA, FOR ART-NO:





ContiTech



AUDI

**AUDI**

**A3 (8P1) / A3 Sportback (8PA)**

					<b>MS18</b> <b>MS37</b>	VD1111 MTR-CODE: CBAA, CBAB, FOR ART-NO: VD1076 MTR-CODE: AZV, BKD, FOR ART-NO: VD1076
2.0 TDI quattro	03/06-03/13	BMN, CBBB, CFGB	125	1968	<b>6PK1050</b> <b>6PK1050D2</b> <b>6PK1050K2</b> <b>6PK1070</b> <b>6PK1070K1</b> <b>6PK842 ELAST</b> <b>6PK842 ELAST T1</b> <b>6PK948</b> <b>CT1051</b> <b>CT1051K2</b> <b>CT1051WP2</b> <b>CT1134</b> <b>CT1134K1</b> <b>CT1134WP1</b> <b>CT1139</b> <b>CT1139K2</b> <b>CT1139WP6</b> <b>AP9001</b> <b>VD1076</b> <b>MS18</b> <b>MS18</b>	MTR-CODE: BMN, ALT, (AC) MTR-CODE: BMN, ALT, (AC) MTR-CODE: BMN, ALT, (AC) MTR-CODE: CBBB, CFGB, ALT, (AC) MTR-CODE: CBBB, CFGB, ALT, (AC) MTR-CODE: CBBB, CFGB, ALT, (-AC) MTR-CODE: CBBB, CFGB, ALT, (-AC) MTR-CODE: CBBB, CFGB, ALT, (-AC) MTR-CODE: BMN, ALT, (-AC) MTR-CODE: BMN, CA, WP MTR-CODE: BMN, CA, WP MTR-CODE: BMN, CA, WP MTR-CODE: CBBB, CA, WP MTR-CODE: CBBB, CA, WP MTR-CODE: CBBB, CA, WP MTR-CODE: CBBB, CA, WP MTR-CODE: CFGB, CA, WP MTR-CODE: CFGB, CA, WP MTR-CODE: CFGB, CA, WP MTR-CODE: BMN, CBBB VD1111 FOR ART-NO: VD1076
2.0 TFSI, 2.0 TFSI quattro	09/04-03/13	AXX, BWA, BPY, CAWB, CCZA, CBFA	147	1984	<b>6PK1054</b> <b>6PK1120</b> <b>6PK955</b> <b>CT1088</b> <b>CT1088K3</b> <b>CT1088WP3</b> <b>CT1143</b> <b>CT1143WP1</b> <b>AP9001</b> <b>AP9009</b>	ALT, (AC), MTR-CODE: AXX, BWA, BPY ALT, MTR-CODE: CAWB, CCZA, CBFA ALT, (AC), MTR-CODE: AXX, BWA, BPY CA, MTR-CODE: AXX, BWA, BPY CA, MTR-CODE: AXX, BWA, BPY CA, MTR-CODE: AXX, BWA, BPY WP, MTR-CODE: CAWB, CCZA, CBFA WP, MTR-CODE: CAWB, CCZA, CBFA
S3 quattro	11/06-08/12	BHZ, CDLA	195	1984	<b>6PK1054</b> <b>CT1088</b> <b>CT1088K3</b> <b>AP9001</b>	ALT, PS, AC CA, WP CA
<b>A3 (8V1) / A3 Sportback (8VA)</b> 1.2 TFSI	05/14-	CYVB	81	1197	<b>6PK1005</b> <b>6PK745</b> <b>CT1167</b> <b>CT1167K1</b>	ALT, (AC) ALT, (AC) CA CA
	02/13-	CJZA	77	1197	<b>6PK1000</b> <b>6PK1005</b> <b>6PK737</b> <b>6PK745</b> <b>CT1167</b> <b>CT1167K1</b>	ALT, (AC), ⇨ 11/2013 ALT, (AC), 11/2013⇨ ALT, (-AC), ⇨ 11/2013 ALT, (-AC), 11/2013⇨ CA CA
1.4 TFSI	04/12-	CMBA, CXSA	90-103	1395	<b>6PK1000</b> <b>6PK1005</b> <b>6PK737</b> <b>6PK745</b> <b>CT1167</b> <b>CT1167K1</b> <b>CT1169</b>	ALT, (AC), ⇨ 11/2013 ALT, (AC), 11/2013⇨ ALT, (-AC), ⇨ 11/2013 ALT, (-AC), 11/2013⇨ CA CA WP
1.4 TFSI, 1.4 TFSI e-tron, 1.4 TFSI g-tron	11/13-	CXSB, CZCA, CZEA, CUKB, CXUA, CPWA	81-110	1395	<b>6PK1005</b> <b>6PK745</b> <b>CT1167</b> <b>CT1167K1</b> <b>CT1169</b>	ALT, (AC) ALT, (-AC) CA CA WP





AUDI						
<b>A3 (8V1) / A3 Sportback (8VA)</b>						
↔ 1.6 TDI	10/12-	CLHA, CRKB, CXXB, DBKA	77-81	1598	<b>6PK1026</b> <b>6PK799 ELAST</b> <b>6PK799 ELAST T1</b> <b>CT1168</b> <b>CT1168K1</b> <b>VD1076</b> <b>MS46</b>	ALT, (AC) ALT, (AC) ALT, (AC) CA CA FOR ART-NO: VD1076
1.8 TFSI, 1.8 TFSI quattro	04/12-	CJSA, CJSB	132	1798	<b>6PK1130</b> <b>AP9022</b> <b>VD1076</b>	ALT CH-NO 8VD-000001↔
2.0 TDI	05/13-	CUNA	135	1968	<b>AP9022</b> <b>VD1076</b>	CH-NO 8VD-000001↔
2.0 TDI, 2.0 TDI quattro	04/12-	CRBC, CRLB, CRUA, CRFA, CRFC, CUNA	81-135	1968	<b>6PK1026</b> <b>6PK799 ELAST</b> <b>6PK799 ELAST T1</b> <b>CT1168</b> <b>CT1168K1</b> <b>AP9022</b> <b>VD1076</b> <b>MS46</b>	ALT, (AC) ALT, (AC) ALT, (AC) CA CA CH-NO 8VD-000001↔ FOR ART-NO: VD1076
<b>A3 Cabriolet (8P7)</b>						
1.2 TFSI	03/10-05/13	CBZB	77	1197	<b>6PK1432</b> <b>6PK1693</b> <b>AP9012</b>	ALT, (AC) ALT, (AC)
1.6 TDI	05/09-05/13	CAYC	77	1598	<b>6PK1070</b> <b>6PK1070K1</b> <b>6PK842 ELAST</b> <b>6PK842 ELAST T1</b> <b>CT1139</b> <b>CT1139K2</b> <b>CT1139WP2</b> <b>AP9001</b> <b>VD1076</b> <b>MS18</b> <b>MS46</b>	MTR-CODE: CAYC, ALT, (AC) MTR-CODE: CAYC, ALT, (AC) MTR-CODE: CAYC, ALT, (-AC) MTR-CODE: CAYC, ALT, (-AC) MTR-CODE: CAYC, CA CA, MTR-CODE: CAYC MTR-CODE: CAYC, CA, WP MTR-CODE: CAYB, CAYC, ↔10/2009 FOR ART-NO: VD1076 FOR ART-NO: VD1111
1.8 TFSI	04/08-05/13	BZB, CDAA	118	1798	<b>6PK1120</b> <b>CT1143</b> <b>CT1143WP1</b> <b>AP9009</b>	ALT WP WP
2.0 TDI	04/08-05/13	CBAB, CFFB	103	1968	<b>6PK1070</b> <b>6PK1070K1</b> <b>6PK842 ELAST</b> <b>6PK842 ELAST T1</b> <b>CT1134</b> <b>CT1134K1</b> <b>CT1134WP2</b> <b>CT1139</b> <b>CT1139K2</b> <b>CT1139WP2</b> <b>AP9001</b> <b>VD1076</b> <b>MS46</b>	MTR-CODE: CBAA, CBAB, CFFA, CFFB, ALT, (AC) MTR-CODE: CBAA, CBAB, CFFA, CFFB, ALT, (AC) MTR-CODE: CBAA, CBAB, CFFA, CFFB, ALT, (-AC) MTR-CODE: CBAA, CBAB, CFFA, CFFB, ALT, (-AC) MTR-CODE: CBAA, CBAB, CA MTR-CODE: CBAA, CBAB, CA MTR-CODE: CBAA, CBAB, CA, WP MTR-CODE: CFFA, CFFB, CA MTR-CODE: CFFA, CFFB, CA MTR-CODE: CFFA, CFFB, CA, WP MTR-CODE: CBAA, CBAB FOR ART-NO: VD1076, VD1111
<b>A3 Cabriolet (8V7)</b>						
1.4 TFSI	10/13-	CPTA	103	1395	<b>6PK1000</b> <b>6PK1005</b> <b>6PK737</b> <b>6PK745</b> <b>CT1167</b> <b>CT1167K1</b> <b>CT1169</b>	ALT, (AC), ↔11/2013 ALT, (AC), 11/2013↔ ALT, (AC), ↔11/2013 ALT, (AC), 11/2013↔ CA CA WP
	02/14-	CXSB, CZCA, CZEA	92-110	1395	<b>6PK1005</b> <b>6PK745</b> <b>CT1167</b>	ALT, (AC) ALT, (AC) CA



ContiTech



**AUDI**

**A3 Cabriolet (8V7)**



- CT1167K1** CA
- CT1169** WP

**A3 Limousine (8VS)**

1.2 TFSI

05/14-	CYVB	81	1197	<ul style="list-style-type: none"> <li> <b>6PK1005</b> ALT, (AC)</li> <li> <b>6PK745</b> ALT, (AC)</li> <li> <b>CT1167</b> CA</li> <li> <b>CT1167K1</b> CA</li> </ul>
--------	------	----	------	---

10/13-	CJZA	77	1197	<ul style="list-style-type: none"> <li> <b>6PK1000</b> ALT, (AC), ⇨11/2013</li> <li> <b>6PK1005</b> ALT, (AC), 11/2013⇨</li> <li> <b>6PK737</b> ALT, (AC), ⇨11/2013</li> <li> <b>6PK745</b> ALT, (AC), 11/2013⇨</li> <li> <b>CT1167</b> CA</li> <li> <b>CT1167K1</b> CA</li> </ul>
--------	------	----	------	--

1.4 TFSI

05/14-	CZEA	110	1395	<ul style="list-style-type: none"> <li> <b>6PK1005</b> ALT, (AC)</li> <li> <b>6PK745</b> ALT, (AC)</li> <li> <b>CT1167</b> CA</li> <li> <b>CT1167K1</b> CA</li> <li> <b>CT1169</b> WP</li> </ul>
--------	------	-----	------	--

05/13-	CPTA, CMBA, CXSA, CXSB, CZCA	90-103	1395	<ul style="list-style-type: none"> <li> <b>6PK1000</b> ALT, (AC), ⇨11/2013</li> <li> <b>6PK1005</b> ALT, (AC), 11/2013⇨</li> <li> <b>6PK737</b> ALT, (AC), ⇨11/2013</li> <li> <b>6PK745</b> ALT, (AC), 11/2013⇨</li> <li> <b>CT1167</b> CA</li> <li> <b>CT1167K1</b> CA</li> <li> <b>CT1169</b> WP</li> </ul>
--------	------------------------------	--------	------	---

1.6 TDI

09/13-	CLHA	77	1598	<b>AP9022</b>
--------	------	----	------	---------------

2.0 TDI

05/13-	CRFA	81	1968	<b>AP9022</b> CH-NO 8VD-000001⇨
	CRBC, CRLB, CRUA	110	1968	<b>AP9022</b> CH-NO 8VD-000001⇨ <b>VD1076</b>

**A4 (8D2, B5) / A4 Avant (8D5, B5)**

1.6

11/94-09/01	ADP, AHL, ANA, ARM	74	1595	<ul style="list-style-type: none"> <li> <b>11,0X528Ld</b> WP</li> <li> <b>4PK855</b> AC</li> <li> <b>4PK855K1</b> AC</li> <li> <b>5PK1300</b> ALT, PS</li> <li> <b>5PK1300K1</b> ALT, PS</li> <li> <b>CT848</b> CA, MTR-CODE: ADP</li> <li> <b>CT848K3</b> CA, MTR-CODE: ADP</li> <li> <b>CT908</b> CA, MTR-CODE: AHL, ANA, ARM</li> <li> <b>CT908K1</b> CA, MTR-CODE: AHL, ANA, ARM</li> <li> <b>CT908WP1</b> CA, MTR-CODE: AHL, ANA, ARM</li> <li> <b>AP9002</b></li> <li> <b>AP9007</b></li> </ul>
-------------	--------------------	----	------	---

1.8

01/95-09/01	ADR, APT, ARG, AVV	92	1781	<ul style="list-style-type: none"> <li> <b>11,0X528Ld</b> WP</li> <li> <b>4PK855</b> AC</li> <li> <b>4PK855K1</b> AC</li> <li> <b>5PK1300</b> ALT, PS</li> <li> <b>5PK1300K1</b> ALT, PS</li> <li> <b>CT919</b> CA</li> <li> <b>CT919K1</b> CA, MTR-CODE: ADR, CH-NO 8D-T-155 010⇨, CA, MTR-CODE: APT,ARG,AVV</li> <li> <b>CT919K2</b> CA, MTR-CODE: ADR, CH-NO 8D-T-155 010⇨, CA, MTR-CODE: APT,ARG,AVV</li> <li> <b>CT919K4</b> CA, MTR-CODE: ADR, CH-NO 8D-T-155 010⇨, CA, MTR-CODE: APT,ARG,AVV</li> <li> <b>CT919K5</b> CA, MTR-CODE: ADR, ⇨CH-NO 8D-T-155 009</li> <li> <b>AP9002</b></li> <li> <b>AP9007</b></li> </ul>
-------------	--------------------	----	------	--

1.8 T, 1.8 T quattro

01/95-09/01	AEB, ARK, ANB, APU, AWT	110	1781	<ul style="list-style-type: none"> <li> <b>11,0X528Ld</b> WP</li> <li> <b>4PK855</b> AC</li> <li> <b>4PK855K1</b> AC</li> <li> <b>5PK1300</b> ALT, PS</li> </ul>
-------------	-------------------------	-----	------	--





ContiTech



**AUDI**

A4 (8D2, B5) / A4 Avant (8D5, B5)

					<b>5PK1300K1</b> <b>CT909</b> <b>CT909K10</b> <b>CT909K2</b> <b>CT909K3</b> <b>CT909K4</b> <b>CT909WP1</b> <b>CT909WP2</b> <b>CT919</b> <b>CT919K1</b> <b>CT919K1</b> <b>CT919K2</b> <b>CT919K2</b> <b>CT919K2</b> <b>CT919K4</b> <b>CT919K4</b> <b>CT919K5</b> <b>AP9002</b> <b>AP9007</b>	ALT, PS CA, MTR-CODE: AWT CA, MTR-CODE: AWT, CH-NO 8D-1-042 385⇨ CA, MTR-CODE: AWT, ⇨CH-NO 8D-1-042 384 CA, MTR-CODE: AWT, ⇨CH-NO 8D-1-042 384 CA, MTR-CODE: AWT, CH-NO 8D-1-042 385⇨ CA, MTR-CODE: AWT, CH-NO 8D-1-042 384 CA, MTR-CODE: AWT, CH-NO 8D-1-042 385⇨ CA, MTR-CODE: APU, ARK, AEB, ANB CA, MTR-CODE: AEB, CH-NO 8D-T-155 010⇨ CA, MTR-CODE: APU, ARK, ANB CA, MTR-CODE: APU, ANB, MTR-NO 020 001⇨ CA, MTR-CODE: ARK CA, MTR-CODE: AEB, CH-NO 8D-T-155 010⇨ CA, MTR-CODE: AEB, CH-NO 8D-T-155 010⇨ CA, MTR-CODE: APU, ARK, ANB CA, MTR-CODE: AEB, ⇨CH-NO 8D-T-155 009
1.9 TDI	03/00-09/01	AJM	85	1896	<b>4PK855</b> <b>4PK855K1</b> <b>5PK1432</b> <b>5PK1432K1</b> <b>CT1028</b> <b>CT1028K2</b> <b>CT1028K4</b> <b>CT1028WP7</b> <b>AP9002</b> <b>AP9032</b> <b>VD1090</b> <b>MS17</b>	AC AC ALT, PS ALT, PS CA CA CA CA CA FOR ART-NO: VD1090
	01/95-09/01	1Z, AHU, AHH	66	1896	<b>4PK855</b> <b>4PK855K1</b> <b>5PK1592</b> <b>5PK1592K1</b> <b>CT867</b> <b>CT867K4</b> <b>CT945</b> <b>CT945K2</b> <b>AP9002</b> <b>AP9032</b>	AC AC ALT, WP, PS ALT, WP, PS CA, MTR-CODE: 1Z, AHU CA, MTR-CODE: 1Z, AHU CA, MTR-CODE: AHH CA, MTR-CODE: AHH
1.9 TDI, 1.9 TDI quattro	10/95-09/01	AFN, AVG	81	1896	<b>4PK855</b> <b>4PK855K1</b> <b>5PK1592</b> <b>5PK1592K1</b> <b>CT867</b> <b>CT867K4</b> <b>AP9002</b> <b>AP9032</b>	AC AC ALT, WP, PS ALT, WP, PS CA CA
2.4	03/97-09/01	AGA, ALF, AML, APS, ARJ	121	2393	<b>6PK1760</b> <b>6PK1880</b> <b>CT920</b> <b>CT920K1</b> <b>CT920K2</b> <b>CT920WP3</b>	ALT, (AC) ALT, (AC) CA CA CA CA
2.5 TDI	09/97-09/01	AFB, AKN	110	2496	<b>4PK1237</b> <b>6PK2404</b> <b>6PK2404D1</b> <b>6PK2404K1</b> <b>CT1015</b> <b>CT1015K1</b>	AC ALT, PS ALT, PS, AC, CH-NO 8D-Y-100 718⇨ ALT, PS CA CA





ContiTech



AUDI

**AUDI**

**A4 (8D2, B5) / A4 Avant (8D5, B5)**

					<b>CT1015K2</b> <b>CT1015WP1</b> <b>CT1018</b> <b>CT1018K1</b> <b>VD1032</b> <b>MS19</b>	CA CA, MTR-CODE: AKN INJP INJP FOR ART-NO: VD1032
2.6	01/95-11/00	ABC	110	2598	<b>6PK1760</b> <b>6PK1873</b> <b>6PK1873</b> <b>6PK1880</b> <b>6PK1880</b> <b>CT726</b> <b>CT726K2</b> <b>CT726WP2</b>	ALT, PS, (-AC) ALT, PS, AC, ⇨CH-NO 8D-T-185641 8D-T-080000, (S4), (quattro) ALT, PS, AC, CH-NO 8D-T-185642⇨ CH-NO 8D-T-080001⇨, (S4), (quattro) CA CA CA

**A4 (8E2, B6) / A4 Avant (8E5, B6)**

1.6	11/00-12/04	ALZ	75	1595	<b>4PK855</b> <b>4PK855K1</b> <b>5PK1300</b> <b>5PK1300K1</b> <b>6PK1080</b> <b>6PK1570</b> <b>6PK1590</b>  <b>CT908</b> <b>CT908K1</b> <b>CT908WP1</b> <b>AP9009</b>	AC, ⇨CH-NO 8D-1-200 000 AC, ⇨CH-NO 8D-1-200 000 ALT, ⇨CH-NO 8D-1-200 000 ALT, ⇨CH-NO 8D-1-200 000 ALT, (-AC), CH-NO 8E-1-000 001⇨ ALT, (AC), CH-NO 8E-4-191 001⇨ ALT, (AC), CH-NO 8E-1-000 001⇨, ⇨CH-NO 8E-4-191 000 CA CA CA
1.8 T	11/00-07/02	AVJ	110	1781	<b>6PK1080</b> <b>6PK1590</b> <b>CT909</b> <b>CT909K10</b> <b>CT909K4</b> <b>CT909WP2</b> <b>AP9009</b> <b>VD1107</b>	ALT, (-AC) ALT, (AC) CA CA CA CA
	07/02-12/04	BEX, BFB	120-140	1781	<b>6PK1080</b> <b>6PK1570</b> <b>6PK1590</b> <b>CT909</b> <b>CT909K10</b> <b>CT909K4</b> <b>CT909WP2</b> <b>AP9009</b> <b>VD1107</b>	ALT, PS, (-AC) ALT, PS, AC, CH-NO 8E-4-191001⇨ ALT, PS, AC, ⇨CH-NO 8E-4-191000 CA CA CA CA
1.9 TDI	11/00-12/04	AVF, AWX	96	1896	<b>4PK841</b>  <b>4PK841</b> <b>5PK1432</b> <b>5PK1432</b> <b>5PK1432K1</b> <b>5PK1432K1</b> <b>6PK1125</b> <b>6PK1125</b> <b>6PK1613</b>	AC, MTR-CODE: AWX, AVF, (MANL), ⇨CH-NO 8E-4-010000 AC, MTR-CODE: AVF, (AUTOM), ⇨CH-NO 8E-3-500000 ALT, PS, MTR-CODE: AVF, (AUTOM), ⇨CH-NO 8E-3-500 000 ALT, PS, MTR-CODE: AWX, AVF, (MANL), ⇨CH-NO 8E-4-010 000 ALT, PS, MTR-CODE: AVF, (AUTOM), ⇨CH-NO 8E-3-500 000 ALT, PS, MTR-CODE: AWX, AVF, (MANL), ⇨CH-NO 8E-4-010 000 ALT, PS, (-AC), MTR-CODE: AVF, (AUTOM), CH-NO 8E-4-000 001⇨ ALT, PS, (-AC), MTR-CODE: AWX, AVF, (MANL), CH-NO 8E-4-010 001⇨ ALT, PS, (AC), MTR-CODE: AVF, (AUTOM), CH-NO





**AUDI**

A4 (8E2, B6) / A4 Avant (8E5, B6)



					<b>6PK1613</b> <b>6PK1613D1</b> <b>6PK1613D1</b> <b>6PK1613K1</b> <b>6PK1613K1</b> <b>CT1028</b> <b>CT1028K2</b> <b>CT1028K3</b> <b>CT1028K4</b> <b>CT1028WP4</b> <b>CT1028WP7</b> <b>AP9001</b> <b>AP9002</b> <b>VD1076</b> <b>VD1090</b> <b>MS17</b> <b>MS37</b>	8E-4-000 001 ⇨ ALT, PS, (AC), MTR-CODE: AWX, AVF, (MANL), CH-NO 8E-4-010 001 ⇨ ALT, PS, (AC), (AUTOM), MTR-CODE: AVF, CH-NO 8E-4-000 001 ⇨ ALT, PS, (AC), (MANL), MTR-CODE: AWX, AVF, CH-NO 8E-4-010 001 ⇨ ALT, PS, (AC), MTR-CODE: AVF, (AUTOM), CH-NO 8E-4-000 001 ⇨ ALT, PS, (AC), MTR-CODE: AWX, AVF, (MANL), CH-NO 8E-4-010 001 ⇨ CA, WP CA, WP, ⇨ CH-NO 8E-2-297 100 CA, WP, CH-NO 8E-2-297 101 ⇨ CA, WP, ⇨ CH-NO 8E-2-297 100 CA, WP, CH-NO 8E-2-297 101 ⇨ CA, WP, ⇨ CH-NO 8E-2-295 000 CH-NO 8E-3-410 001 ⇨ ⇨ CH-NO 8E-3-410 000 FOR ART-NO: VD1090 FOR ART-NO: VD1076
05/01-12/04	AVB	74	1896	<b>4PK841</b> <b>5PK1432</b> <b>5PK1432K1</b> <b>6PK1125</b> <b>6PK1613</b> <b>6PK1613D1</b> <b>6PK1613K1</b> <b>CT1028</b> <b>CT1028K2</b> <b>CT1028K3</b> <b>CT1028K4</b> <b>CT1028WP4</b> <b>CT1028WP7</b> <b>AP9001</b> <b>AP9002</b> <b>VD1076</b> <b>VD1090</b> <b>MS17</b> <b>MS37</b>	AC, ⇨ CH-NO 8E-3-500 000 ALT, PS, ⇨ CH-NO 8E-3-500 000 ALT, PS, ⇨ CH-NO 8E-3-500 000 ALT, PS, (AC), CH-NO 8E-4-000 001 ⇨ ALT, PS, (AC), CH-NO 8E-4-000 001 ⇨ ALT, PS, (AC), CH-NO 8E-4-000 001 ⇨ ALT, PS, (AC), CH-NO 8E-4-000 001 ⇨ CA, WP CA, WP, ⇨ CH-NO 8E-2-297 100 CA, WP, CH-NO 8E-2-297 101 ⇨ CA, WP, ⇨ CH-NO 8E-2-297 100 CA, WP, CH-NO 8E-2-297 101 ⇨ CA, WP, ⇨ CH-NO 8E-2-295 000 CH-NO 8E-3-410 001 ⇨ ⇨ CH-NO 8E-3-410 000 FOR ART-NO: VD1090 FOR ART-NO: VD1076	
1.9 TDI quattro	11/01-12/04	AVF	96	1896	<b>4PK841</b> <b>4PK841</b> <b>5PK1432</b> <b>5PK1432</b> <b>5PK1432K1</b> <b>5PK1432K1</b> <b>6PK1125</b> <b>6PK1125</b> <b>6PK1613</b> <b>6PK1613</b> <b>6PK1613D1</b> <b>6PK1613D1</b> <b>6PK1613K1</b> <b>6PK1613K1</b> <b>CT1028</b> <b>CT1028K2</b> <b>CT1028K3</b> <b>CT1028K4</b> <b>CT1028WP4</b>	AC, (MANL), ⇨ CH-NO 8E-4-010 000 AC, (AUTOM), ⇨ CH-NO 8E-3-500 000 ALT, PS, (MANL), ⇨ CH-NO 8E-4-010 000 ALT, PS, (AUTOM), ⇨ CH-NO 8E-3-500 000 ALT, PS, (AUTOM), ⇨ CH-NO 8E-3-500 000 ALT, PS, (MANL), ⇨ CH-NO 8E-4-010 000 ALT, PS, (AC), (MANL), CH-NO 8E-4-010 001 ⇨ ALT, PS, (AC), (AUTOM), CH-NO 8E-4-000 001 ⇨ ALT, PS, (AC), (AUTOM), CH-NO 8E-4-000 001 ⇨ ALT, PS, (AC), (MANL), CH-NO 8E-4-010 001 ⇨ ALT, PS, (AC), (AUTOM), CH-NO 8E-4-000 001 ⇨ ALT, PS, (AC), (MANL), CH-NO 8E-4-010 001 ⇨ ALT, PS, (AC), (AUTOM), CH-NO 8E-4-000 001 ⇨ CA, WP CA, WP, ⇨ CH-NO 8E-2-297 100 CA, WP, CH-NO 8E-2-297 101 ⇨ CA, WP, ⇨ CH-NO 8E-2-297 100 CA, WP, CH-NO 8E-2-297 101 ⇨





ContiTech



AUDI

**AUDI**

A4 (8E2, B6) / A4 Avant (8E5, B6)

					<b>CT1028WP7</b> <b>AP9001</b> <b>AP9002</b> <b>VD1076</b> <b>VD1090</b> <b>MS17</b> <b>MS37</b>	CA, WP, ⇨CH-NO 8E-2-295 000  CH-NO 8E-3-410 001⇨ ⇨CH-NO 8E-3-410 000 FOR ART-NO: VD1090 FOR ART-NO: VD1076
2.0	11/00-12/04	ALT	96	1984	<b>6PK1080</b> <b>6PK1570</b> <b>6PK1590</b> <b>CT909</b> <b>CT909K10</b> <b>CT909K4</b> <b>CT909WP3</b> <b>AP9009</b> <b>VD1107</b>	ALT, (AC) ALT, (AC), CH-NO 8E-4-191 001⇨ ALT, (AC), ⇨CH-NO 8E-4-191 000 CA CA, MTR-CODE: ALT CA, MTR-CODE: ALT CA, MTR-CODE: ALT
2.0 FSI	07/02-12/04	AWA	110	1984	<b>6PK1080</b> <b>6PK1570</b> <b>6PK1590</b> <b>CT1056</b> <b>CT1056K1</b>  <b>CT1088</b> <b>CT1088K3</b> <b>CT1088WP4</b> <b>AP9009</b> <b>VD1107</b>	ALT, (AC) ALT, (AC), CH-NO 8E-4-191 001⇨ ALT, (AC), ⇨CH-NO 8E-4-191 000 CA, ⇨CH-NO 8E-4-400 000 CA, ⇨CH-NO 8E-3-390 000, ONLY WITH 06D 109 360, 06D 109 493 C, 06D 109 147 E, N 015 083 11, CA, CH-NO 8E-3-390 001⇨, ⇨CH-NO 8E-4-400 000 CA, CH-NO 8E-5-000 001⇨ CA, CH-NO 8E-5-000 001⇨ CA, CH-NO 8E-5-000 001⇨
2.5 TDI	07/02-12/04	BFC, BCZ, BDG	120	2496	<b>4PK1217</b> <b>6PK2404</b> <b>6PK2404D2</b> <b>6PK2404K1</b> <b>CT1015</b> <b>CT1015K1</b> <b>CT1015K2</b> <b>CT1015WP1</b> <b>CT1018</b> <b>CT1018K1</b> <b>VD1032</b> <b>MS19</b>	AC ALT, PS ALT, PS, AC ALT, PS CA, MTR-CODE: BFC CA CA CA INJP INJP FOR ART-NO: VD1032
2.5 TDI, 2.5 TDI quattro	11/00-12/04	AKE, AYM, BAU, BDH, BFC, BCZ, BDG	114-132	2496	<b>4PK1217</b> <b>6PK2404</b> <b>6PK2404D2</b> <b>6PK2404K1</b> <b>CT1015</b> <b>CT1015K1</b> <b>CT1015K2</b> <b>CT1015WP1</b> <b>CT1018</b> <b>CT1018K1</b> <b>VD1032</b> <b>MS19</b>	AC ALT, PS ALT, PS, AC ALT, PS CA CA CA CA INJP INJP FOR ART-NO: VD1032
<b>A4 (8EC, B7) / A4 Avant (8ED, B7)</b>						
1.6	11/04-06/08	ALZ	75	1595	<b>6PK1570</b> <b>CT908</b> <b>CT908K1</b> <b>CT908WP1</b> <b>AP9009</b>	ALT, PS, AC CA CA CA
1.8 T, 1.8 T quattro	11/04-06/08	BFB	120	1781	<b>6PK1080</b>	ALT, (AC)







AUDI						
A4 (8EC, B7) / A4 Avant (8ED, B7)						
					<b>6PK1570</b> <b>6PK1590</b> <b>CT909</b> <b>CT909K10</b> <b>CT909K4</b> <b>CT909WP2</b> <b>AP9009</b> <b>VD1107</b>	ALT, (AC), CH-NO 8E-4-191 001 ⇨ ALT, (AC), ⇨CH-NO 8E-4-191 000 CA CA CA CA CA
1.9 TDI	11/04-06/08	BKE, BRB	85	1896	<b>6PK1125</b> <b>6PK1613</b> <b>6PK1613D1</b> <b>6PK1613K1</b> <b>CT1028</b> <b>CT1028K3</b> <b>CT1028WP4</b> <b>AP9001</b> <b>AP9002</b> <b>VD1076</b> <b>VD1090</b> <b>MS18</b> <b>MS37</b>	ALT, PS, (-AC) ALT, PS, (AC) ALT, PS, (AC) ALT, PS, (AC) CA, WP CA, WP, MTR-CODE: BKE, BRB CA, WP CH-NO 8E-3-410 001 ⇨ ⇨CH-NO 8E-3-410 000 CH-NO 8E-6-030 001 ⇨, FOR ART-NO: VD1076 ⇨CH-NO 8E-6-030 000, FOR ART-NO: VD1076
2.0	11/04-06/08	ALT	96	1984	<b>6PK1080</b> <b>6PK1570</b> <b>6PK1590</b> <b>CT909</b> <b>CT909K10</b> <b>CT909K4</b> <b>CT909WP3</b> <b>AP9009</b> <b>VD1107</b>	ALT, (AC) ALT, (AC), CH-NO 8E-4-191 001 ⇨ ALT, (AC), ⇨CH-NO 8E-4-191 000 CA CA, MTR-CODE: ALT CA, MTR-CODE: ALT CA, MTR-CODE: ALT
2.0 TDI	11/04-06/08	BNA, BRF	100	1968	<b>6PK1613</b> <b>6PK1613D1</b> <b>6PK1613K1</b> <b>CT1051</b> <b>CT1051K1</b> <b>CT1051WP1</b> <b>AP9001</b> <b>VD1076</b> <b>MS18</b>	MTR-CODE: BNA, BRF, ALT, PS, AC MTR-CODE: BNA, BRF, ALT, PS, AC MTR-CODE: BNA, BRF, ALT, PS, AC MTR-CODE: BNA, BRF, CA, WP MTR-CODE: BNA, BRF, CA, WP MTR-CODE: BNA, BRF, CA, WP FOR ART-NO: VD1076
		BPW	103	1968	<b>6PK1613</b> <b>6PK1613D1</b> <b>6PK1613K1</b> <b>CT1028</b> <b>CT1028K3</b> <b>CT1028WP4</b> <b>AP9001</b> <b>VD1076</b> <b>MS18</b> <b>MS37</b>	ALT, PS, AC ALT, PS, AC ALT, PS, AC CA, WP CA, WP CA, WP MTR-CODE: BPW, BLB, 07/2005 ⇨, FOR ART-NO: VD1076 MTR-CODE: BPW, BLB, ⇨06/2005, FOR ART-NO: VD1076
2.0 TDI 16V	11/04-06/08	BLB, BRE	103	1968	<b>6PK1613</b> <b>6PK1613D1</b> <b>6PK1613K1</b> <b>CT1051</b> <b>CT1051K1</b> <b>CT1051WP1</b> <b>AP9001</b> <b>VD1076</b> <b>MS18</b> <b>MS18</b>	MTR-CODE: BRE, BLB, ALT, PS, (AC) MTR-CODE: BRE, BLB, ALT, PS, (AC) MTR-CODE: BRE, BLB, ALT, PS, (AC) MTR-CODE: BRE, BLB, CA, WP MTR-CODE: BRE, BLB, CA, WP MTR-CODE: BRE, BLB, CA, WP MTR-CODE: BRE, FOR ART-NO: VD1076 MTR-CODE: BPW, BLB, 07/2005 ⇨, FOR ART-NO:



ContiTech



AUDI

**AUDI**

**A4 (8EC, B7) / A4 Avant (8ED, B7)**

					<b>MS37</b>	MTR-CODE: BPW, BLB, ⇨06/2005, FOR ART-NO: VD1076
2.0 TDI quattro	01/06-06/08	BPW	103	1968	<b>6PK1613</b> <b>6PK1613D1</b> <b>6PK1613K1</b> <b>CT1028</b> <b>CT1028K3</b> <b>CT1028WP4</b> <b>AP9001</b> <b>VD1076</b> <b>MS18</b>	ALT, PS, AC ALT, PS, AC ALT, PS, AC CA, WP CA, WP CA, WP MTR-CODE: BPW, BLB, 07/2005⇨, FOR ART-NO: VD1076
2.0 TDI, 2.0 TDI quattro	06/06-06/08	BRD	125	1968	<b>6PK1613</b> <b>6PK1613D1</b> <b>6PK1613K1</b> <b>CT1051</b> <b>CT1051K1</b> <b>CT1051WP1</b> <b>AP9001</b> <b>VD1076</b> <b>MS18</b>	MTR-CODE: BRD, ALT, (AC) MTR-CODE: BRD, ALT, (AC) MTR-CODE: BRD, ALT, (AC) MTR-CODE: BRD, CA, WP MTR-CODE: BRD, CA, WP MTR-CODE: BRD, CA, WP FOR ART-NO: VD1076
		BVA	120	1968	<b>6PK1613</b> <b>6PK1613D1</b> <b>6PK1613K1</b> <b>CT1051</b> <b>CT1051K1</b> <b>CT1051WP1</b> <b>AP9001</b> <b>VD1076</b> <b>MS18</b>	MTR-CODE: BVA, ALT MTR-CODE: BVA, ALT MTR-CODE: BVA, ALT MTR-CODE: BVA, CA, WP MTR-CODE: BVA, CA, WP MTR-CODE: BVA, CA, WP FOR ART-NO: VD1076
2.0 TFSI	11/04-06/08	BGB, BWE, BWT, BPG, BUL	147-162	1984	<b>6PK1570</b> <b>CT1088</b> <b>CT1088K3</b> <b>CT1088WP3</b> <b>AP9009</b>	ALT, PS, AC CA CA CA
2.0 TFSI, 2.0 TFSI quattro	11/04-06/08	BGB, BWE, BWT	147	1984	<b>6PK1570</b> <b>CT1088</b> <b>CT1088K3</b> <b>CT1088WP3</b> <b>AP9009</b>	ALT CA CA CA
2.5 TDI	11/04-05/06	BDG	120	2496	<b>4PK1217</b> <b>6PK2404</b> <b>6PK2404D2</b> <b>6PK2404K1</b> <b>CT1015</b> <b>CT1015K1</b> <b>CT1015K2</b> <b>CT1015WP1</b> <b>CT1018</b> <b>CT1018K1</b> <b>VD1032</b> <b>MS19</b>	AC ALT, PS ALT, PS, AC ALT, PS CA CA CA CA INJP INJP FOR ART-NO: VD1032
2.7 TDI	01/06-06/08	BPP	132	2698	<b>6PK2460</b> <b>6PK2490</b> <b>CT1094</b> <b>CT1094K1</b> <b>MS25</b>	ALT, PS, AC, CH-NO 8E-6-252 205⇨ ALT, PS, AC, ⇨CH-NO 8E-6-252 204 INJP INJP FOR ART-NO: VD1033
3.0 TDI quattro	11/04-06/08	ASB, BKN	150-171	2967	<b>6PK2460</b> <b>CT1094</b> <b>CT1094K1</b> <b>MS25</b>	ALT, PS, AC INJP INJP FOR ART-NO: VD1033





ContiTech



**AUDI**

**A4 (8K2, B8) / A4 Avant (8K5, B8)**

1.8 TFSI	11/11-	CJEB	125	1798	<b>6PK1130</b>	ALT
	11/07-	CABA, CABB, CDHA, CDHB	88-118	1798	<b>6PK1590</b> <b>CT1143</b> <b>CT1143WP1</b>	ALT, PS, AC WP WP
2.0 TDI	11/11-	CGLC, CMGB	130	1968	<b>6PK1264</b> <b>CT1139</b> <b>CT1139K2</b> <b>CT1139WP6</b> <b>AP9022</b> <b>MS46</b>	ALT CA CA CA, WP
	05/13-	CJCD, CMFB, CSUA	110	1968	<b>6PK1264</b> <b>CT1139</b> <b>AP9022</b>	ALT CA
2.0 TDI, 2.0 TDI quattro	11/11-	CGLC	130	1968	<b>6PK1264</b> <b>CT1139</b> <b>CT1139K2</b> <b>CT1139WP6</b> <b>AP9022</b> <b>MS46</b>	MTR-CODE: CGLC, CGLD, ALT MTR-CODE: CGLC, CGLD, CA MTR-CODE: CGLC, CGLD, CA MTR-CODE: CGLC, CGLD, CA, WP
	01/08-	CAHA	125	1968	<b>6PK1580</b> <b>CT1134</b> <b>CT1134K1</b> <b>CT1134WP1</b> <b>AP9022</b> <b>VD1076</b> <b>MS18</b>	MTR-CODE: CAHA, CAHB, ALT, (AC) MTR-CODE: CAHA, CAHB, CA MTR-CODE: CAHA, CAHB, CA MTR-CODE: CAHA, CAHB, CA, WP  MTR-CODE: CAHA, CAHB FOR ART-NO: VD1076
	11/07-	CAGA, CAGB, CAGC, CJCA, CMEA, CJCB, CJCC, CMFA, CSUB	88-105	1968	<b>6PK1264</b> <b>6PK1580</b> <b>CT1134</b> <b>CT1134K1</b> <b>CT1134WP2</b> <b>CT1139</b> <b>CT1139K2</b> <b>CT1139WP6</b> <b>AP9022</b> <b>VD1076</b> <b>MS18</b> <b>MS46</b>	MTR-CODE: CJCA, CJCB, CJCC, CMFA, ALT MTR-CODE: CAGA, CAGB, CAGC, CMEA, ALT, (AC) MTR-CODE: CAGA, CAGB, CAGC, CMEA, CA MTR-CODE: CAGA, CAGB, CAGC, CMEA, CA MTR-CODE: CAGA, CAGB, CAGC, CMEA, CA, WP MTR-CODE: CJCA, CJCB, CJCC, CMFA, CA MTR-CODE: CJCA, CJCB, CJCC, CMFA, CA MTR-CODE: CJCA, CJCB, CJCC, CMFA, CA, WP  MTR-CODE: CAGA, CAGB, CAGC, CMEA FOR ART-NO: VD1076 FOR ART-NO: VD1111
2.0 TFSI	06/08-	CDNB, CAEA, CFKA	132	1984	<b>6PK1590</b> <b>CT1143</b> <b>CT1143WP1</b>	ALT WP WP, MTR-CODE: CDNB
2.0 TFSI quattro	06/08-	CDNC, CAEB, CPMA	155	1984	<b>6PK1590</b> <b>CT1143</b> <b>CT1143WP1</b>	ALT WP WP
2.7 TDI	11/07-	CAMA, CGKA	140	2698	<b>6PK2498</b> <b>CT1094</b> <b>CT1094K1</b> <b>CT1131</b>  <b>CT1131K1</b>	ALT, PS, AC INJP, ⇨CH-NO 8K-8A040 982, 8K-8N022 419 INJP, ⇨CH-NO 8K-8A040 982, 8K-8N022 419 INJP, CH-NO 8K-8A040 983⇨, CH-NO 8K-8N022 420⇨ INJP, CH-NO 8K-8A040 983⇨, CH-NO 8K-8N022 420⇨
3.0 TDI quattro	11/07-	CAPA, CCWA, CCLA	176	2967	<b>6PK2460</b> <b>6PK2498</b> <b>CT1094</b> <b>CT1094K1</b> <b>CT1131</b>  <b>CT1131K1</b>	ALT, MTR-CODE: CAPA ALT, MTR-CODE: CCWA, CCWB, CCLA INJP, ⇨CH-NO 8K-8A040 982, 8K-8N022 419 INJP, ⇨CH-NO 8K-8A040 982, 8K-8N022 419 INJP, CH-NO 8K-8A040 983⇨, CH-NO 8K-8N022 420⇨ INJP, CH-NO 8K-8A040 983⇨, CH-NO 8K-8N022 420⇨





ContiTech



**AUDI**

**A4 (8K2, B8) / A4 Avant (8K5, B8)**

RS4 quattro	05/12-	CFSA	331	4163	<b>5PK1090</b>	ALT
S4 quattro	11/08-	CAKA, CCBA, CGXC, CTUB, CGWC, CREC	245	2995	<b>6PK2445</b>	ALT

**A4 Allroad (8KH, B8)**

2.0 TDI quattro	11/11-	CGLC	130	1968	<b>6PK1264</b> <b>CT1139</b> <b>CT1139K2</b> <b>CT1139WP6</b> <b>AP9022</b> <b>MS46</b>	MTR-CODE: CGLC, CGLD, ALT MTR-CODE: CGLC, CGLD, CA MTR-CODE: CGLC, CGLD, CA MTR-CODE: CGLC, CGLD, CA, WP
	04/09-	CAHA	125	1968	<b>6PK1580</b> <b>CT1134</b> <b>CT1134K1</b> <b>CT1134WP1</b> <b>AP9022</b> <b>VD1076</b> <b>MS18</b>	MTR-CODE: CAHA, CAHB, ALT, (AC) MTR-CODE: CAHA, CAHB, CA MTR-CODE: CAHA, CAHB, CA MTR-CODE: CAHA, CAHB, CA, WP MTR-CODE: CAHA, CAHB FOR ART-NO: VD1076
	09/09-	CAGA, CAGB, CJCA, CJCB	100-105	1968	<b>6PK1264</b> <b>6PK1580</b> <b>CT1134</b> <b>CT1134K1</b> <b>CT1134WP2</b> <b>CT1139</b> <b>CT1139K2</b> <b>CT1139WP6</b> <b>AP9022</b> <b>VD1076</b> <b>MS18</b> <b>MS46</b>	MTR-CODE: CJCA, CJCB, ALT MTR-CODE: CAGA, CAGB, CAGC, ALT, (AC) MTR-CODE: CAGA, CAGB, CAGC, CA MTR-CODE: CAGA, CAGB, CAGC, CA MTR-CODE: CAGA, CAGB, CAGC, CA, WP MTR-CODE: CJCA, CJCB, CA MTR-CODE: CJCA, CJCB, CA MTR-CODE: CJCA, CJCB, CA, WP MTR-CODE: CAGA, CAGB FOR ART-NO: VD1076 FOR ART-NO: VD1111
2.0 TFSI quattro	05/13-	CJCD	110	1968	<b>AP9022</b>	
3.0 TDI quattro	04/09-	CDNC, CPMA	155	1984	<b>6PK1590</b> <b>CT1143</b> <b>CT1143WP1</b>	ALT WP WP
	01/12-	CDUC, CKVB, CKVC	180	2967	<b>6PK2415</b>	ALT
3.0 TDI quattro	04/09-	CCWA	176	2967	<b>6PK2498</b> <b>CT1131</b> <b>CT1131K1</b>	ALT INJP INJP

**A4 Cabriolet (8H7, B6, 8HE, B7)**

1.8 T	07/02-03/09	BFB	120	1781	<b>6PK1570</b>	ALT, PS, AC, CH-NO 8H-4-018 001 ⇨
					<b>6PK1590</b>	ALT, PS, AC, ⇨ CH-NO 8H-4-018 000
2.0 TDI	01/06-03/09	BPW	103	1968	<b>CT909</b>	CA
					<b>CT909K10</b>	CA
					<b>CT909K4</b>	CA
					<b>CT909WP2</b>	CA
					<b>AP9009</b>	
					<b>VD1107</b>	
					<b>6PK1613</b>	ALT, PS, AC
<b>6PK1613D1</b>	ALT, PS, AC					
<b>6PK1613K1</b>	ALT, PS, AC					
<b>CT1028</b>	CA, WP					
<b>CT1028K3</b>	CA, WP					
<b>CT1028WP4</b>	CA, WP					
<b>AP9001</b>						
<b>VD1076</b>						
<b>MS37</b>	FOR ART-NO: VD1076					
2.0 TFSI 16V	01/06-03/09	BWE, BWT	147	1984	<b>6PK1570</b> <b>CT1088</b> <b>CT1088K3</b> <b>CT1088WP3</b>	ALT, PS, AC CA CA CA





AUDI						
<b>A4 Cabriolet (8H7, B6, 8HE, B7)</b>						
2.4	04/02-12/05	BDV	125	2393	<b>AP9009</b> <b>6PK1856</b> <b>CT920</b> <b>CT920K1</b> <b>CT920K2</b> <b>CT920WP3</b>	ALT, PS, AC CA CA CA CA
2.5 TDI	08/02-12/05	BFC, BCZ, BDG	120	2496	<b>4PK1217</b> <b>6PK2404</b> <b>6PK2404D2</b>  <b>6PK2404K1</b> <b>CT1015</b> <b>CT1015K1</b> <b>CT1015K2</b> <b>CT1015WP1</b> <b>CT1018</b> <b>CT1018K1</b> <b>VD1032</b> <b>MS19</b>	AC ALT, PS ALT, PS, AC, CH-NO 8H-5-025501 ⇄, CH-NO 8H-5-904701 ⇄ ALT, PS CA, MTR-CODE: BFC CA CA CA INJP INJP FOR ART-NO: VD1032
<b>A5 (8T3) / A5 Sportback (8TA)</b>						
1.8 TFSI	08/11-	CJEB	125	1798	<b>6PK1130</b>	MTR-CODE: CJEB, ALT
	10/07-	CABD, CJEB	125	1798	<b>6PK1130</b> <b>6PK1590</b> <b>CT1143</b> <b>CT1143WP1</b>	MTR-CODE: CJEB, ALT MTR-CODE: CABD, ALT MTR-CODE: CABD, WP WP, MTR-CODE: CABD
2.0 TDI	08/08-	CAHA	125	1968	<b>6PK1580</b> <b>CT1134</b> <b>CT1134K1</b> <b>CT1134WP1</b> <b>AP9022</b> <b>VD1076</b> <b>MS18</b>	MTR-CODE: CAHA, CAHB, ALT, (AC) MTR-CODE: CAHA, CAHB, CA MTR-CODE: CAHA, CAHB, CA MTR-CODE: CAHA, CAHB, CA, WP MTR-CODE: CAHA, CAHB FOR ART-NO: VD1076
	09/09-	CAGA, CMEA, CJCA, CMFA	105	1968	<b>6PK1580</b> <b>CT1134</b> <b>CT1134K1</b> <b>CT1134WP2</b> <b>AP9022</b> <b>VD1076</b> <b>MS18</b>	MTR-CODE: CAGA, CAGB, CAGC, CMEA, ALT, (AC) MTR-CODE: CAGA, CAGB, CAGC, CMEA, CA MTR-CODE: CAGA, CAGB, CAGC, CMEA, CA MTR-CODE: CAGA, CAGB, CAGC, CMEA, CA, WP MTR-CODE: CAGA, CAGB, CMEA FOR ART-NO: VD1076
2.0 TDI, 2.0 TDI quattro	10/11-	CGLC	130	1968	<b>6PK1264</b> <b>CT1139</b> <b>CT1139K2</b> <b>CT1139WP6</b> <b>AP9022</b> <b>MS46</b>	MTR-CODE: CGLC, ALT MTR-CODE: CGLC, CA MTR-CODE: CGLC, CA MTR-CODE: CGLC, CGLD, CA, WP
2.0 TFSI, 2.0 TFSI quattro	06/08-	CAEB, CDN, CDNC	132-155	1984	<b>6PK1590</b> <b>CT1143</b> <b>CT1143WP1</b>	ALT WP WP
2.7 TDI	06/07-	CAMA, CGKA	140	2698	<b>6PK2490</b> <b>6PK2498</b> <b>CT1094</b> <b>CT1094K1</b> <b>CT1131</b> <b>CT1131K1</b>	ALT, PS, AC, ⇄CH-NO 8T-8-006 300 ALT, PS, AC, CH-NO 8T-8-006 301 ⇄ INJP, ⇄CH-NO 8T-8-041 400 INJP, ⇄CH-NO 8T-8-041 400 INJP, CH-NO 8T-8-041 401 ⇄ INJP, CH-NO 8T-8-041 401 ⇄
3.0 TDI quattro	10/11-	CDUC, CKVB, CKVC	180	2967	<b>6PK2415</b>	ALT
	06/07-	CAPA, CCWA	176	2967	<b>6PK2460</b> <b>6PK2498</b> <b>CT1094</b> <b>CT1094K1</b>	ALT, ⇄CH-NO 8T-8-043 000 ALT, CH-NO 8T-8-043 001 ⇄ INJP, ⇄CH-NO 8T-8-041 400 INJP, ⇄CH-NO 8T-8-041 400



ContiTech



AUDI

**AUDI**

**A5 (8T3) / A5 Sportback (8TA)**

S5 quattro	06/07-	CAUA	260	4163	<b>CT1131</b>	INJP, CH-NO 8T8-041 401 ⇨
					<b>CT1131K1</b>	INJP, CH-NO 8T8-041 401 ⇨
					<b>5PK1125</b>	ALT

**A5 Cabriolet (8F7)**

2.0 TDI quattro	01/12-	CGLC	130	1968	<b>6PK1264</b>	MTR-CODE: CGLC, ALT
					<b>CT1139</b>	MTR-CODE: CGLC, CA
					<b>CT1139K2</b>	MTR-CODE: CGLC, CA
					<b>CT1139WP6</b>	MTR-CODE: CGLC, CGLD, CA, WP
					<b>AP9022</b>	
					<b>MS46</b>	
2.0 TFSI	03/09-	CDNC, CAEB	155	1984	<b>6PK1590</b>	ALT
					<b>CT1143</b>	WP
					<b>CT1143WP1</b>	WP

**A6 (4A, C4)**

2.5 TDI	08/94-10/97	AEL	103	2461	<b>6PK1345</b>	ALT, WP, PS
					<b>6PK1345D1</b>	ALT, WP, PS
					<b>6PK1725</b>	ALT, WP, AC, PS
					<b>CT791</b>	INJP
					<b>CT791K1</b>	INJP
					<b>CT939</b>	CA
					<b>CT939K2</b>	CA
					<b>CT939WP2</b>	CA
					<b>VD1002</b>	
					<b>MS10</b>	FOR ART-NO: VD1002
					<b>MS42</b>	FOR ART-NO: VD1002
2.6	06/94-10/97	ABC	110	2598	<b>6PK1635</b>	ALT, (-AC), CH-NO 4A-S-026715 ⇨, (quattro)
					<b>6PK1635</b>	ALT, (-AC), CH-NO 4A-S-020 001 ⇨
					<b>6PK1675</b>	ALT, (-AC), ⇨CH-NO 4A-S-020 000
					<b>6PK1675</b>	ALT, (-AC), ⇨CH-NO 4A-S-026 714, (quattro)
					<b>6PK1863</b>	ALT, (AC), CH-NO 4A-S-020 001 ⇨, ⇨CH-NO 4A-T-046 054
					<b>6PK1863</b>	ALT, (AC), CH-NO 4A-S-026 715 ⇨, ⇨CH-NO 4A-T-050 000, (quattro)
					<b>6PK1873</b>	ALT, (AC), CH-NO 4A-T-046 055 ⇨
					<b>6PK1873</b>	ALT, (AC), CH-NO 4A-T-050 001 ⇨, (quattro)
					<b>6PK1905</b>	ALT, (AC), ⇨CH-NO 4A-S-026 714, (quattro)
					<b>6PK1905</b>	ALT, (AC), ⇨CH-NO 4A-S-020 000
					<b>CT726</b>	CA
					<b>CT726K1</b>	CA, ⇨CH-NO 4A-S-026 714
					<b>CT726K2</b>	CA, CH-NO 4A-S-026 715 ⇨
					<b>CT726WP2</b>	CA, CH-NO 4A-S-026 715 ⇨

**A6 (4B2, C5) / A6 Avant (4B5, C5)**

1.8 T	01/97-01/05	AEB, ARK, ANB, APU, AWT, AWL	110	1781	<b>11,0X528Ld</b>	MTR-CODE: AEB, ARK, ANB, APU, WP
					<b>4PK855</b>	AC
					<b>4PK855K1</b>	AC
					<b>5PK1300</b>	ALT, PS
					<b>5PK1300K1</b>	ALT, PS
					<b>CT909</b>	CA, WP, MTR-CODE: AWT
					<b>CT909K10</b>	CA, WP, MTR-CODE: AWT
					<b>CT909K4</b>	CA, WP, MTR-CODE: AWT, MODEL '02 ⇨
					<b>CT909WP2</b>	CA, WP, MTR-CODE: AWT
					<b>CT919</b>	CA, MTR-CODE: AEB, ANB, APU, ARK
					<b>CT919K1</b>	CA, MTR-CODE: AEB, ARK, ANB, APU
					<b>CT919K2</b>	CA, MTR-CODE: AEB, ARK, ANB, APU, CH-NO 4B-X-140 001 ⇨
					<b>CT919K4</b>	CA, MTR-CODE: AEB, ARK, ANB, APU
					<b>AP9002</b>	
					<b>AP9007</b>	
1.9 TDI	08/01-01/05	AVF, AWX	96	1896	<b>4PK841</b>	AC
					<b>5PK1432</b>	ALT, PS
					<b>5PK1432K1</b>	ALT, PS





ContiTech



**AUDI**

A6 (4B2, C5) / A6 Avant (4B5, C5)

↔					<b>CT1028</b> <b>CT1028K2</b> <b>CT1028K3</b> <b>CT1028K4</b> <b>CT1028WP2</b> <b>CT1028WP4</b> <b>CT1028WP7</b> <b>AP9002</b> <b>VD1090</b> <b>MS17</b>	MTR-CODE: AWX, AVF, CA, WP MTR-CODE: AWX, AVF, CA, WP, ⇨CH-NO 4B-2-120 000 MTR-CODE: AWX, AVF, CA, WP, CH-NO 4B-2-120 001⇨ MTR-CODE: AWX, AVF, CA, WP, ⇨CH-NO 4B-2-120 000 MTR-CODE: AWX, AVF, CA, WP, CH-NO 4B-2-120 001⇨, ⇨CH-NO 4B-2-125 000 MTR-CODE: AWX, AVF, CA, WP, CH-NO 4B-2-125 001⇨ MTR-CODE: AWX, AVF, CA, WP, ⇨CH-NO 4B-2-120 000 FOR ART-NO: VD1090	
	04/97-10/00	AFN, AVG	81	1896	<b>4PK855</b> <b>4PK855K1</b> <b>5PK1592</b> <b>5PK1592K1</b> <b>CT867</b> <b>CT867K4</b> <b>AP9002</b> <b>AP9032</b>	AC AC ALT, FAN, PS ALT, FAN, PS CA CA CA	
	2.4	02/97-01/05	AGA, ALF, AML, APS, ARJ, AJG, APZ, AMM, ALW, ARN, ASM, BDV	100-125	2393	<b>6PK1760</b> <b>6PK1880</b> <b>CT920</b> <b>CT920K1</b> <b>CT920K2</b> <b>CT920WP3</b>	ALT, PS, (-AC) ALT, PS, AC CA CA CA
		12/97-01/05	AGA, ALF, AML, APS, ARJ	121	2393	<b>6PK1760</b> <b>6PK1880</b> <b>CT920</b> <b>CT920K1</b> <b>CT920K2</b> <b>CT920WP3</b>	ALT, (-AC) ALT, (AC) CA CA CA CA
	2.5 TDI	07/02-01/05	AYM, BFC, BCZ, BDG	114-120	2496	<b>4PK1217</b> <b>6PK2404</b> <b>6PK2404D2</b> <b>6PK2404K1</b> <b>CT1015</b> <b>CT1015K1</b> <b>CT1015K2</b> <b>CT1015WP1</b> <b>CT1018</b> <b>CT1018K1</b> <b>VD1032</b> <b>MS19</b>	AC ALT, PS ALT, PS, AC ALT, PS CA CA CA CA INJP INJP FOR ART-NO: VD1032
	2.5 TDI, 2.5 TDI quattro	02/00-01/05	AKE, BAU, BDH	132	2496	<b>4PK1217</b> <b>4PK1237</b> <b>6PK2404</b> <b>6PK2404D1</b> <b>6PK2404D2</b> <b>6PK2404K1</b> <b>CT1015</b> <b>CT1015</b> <b>CT1015K1</b> <b>CT1015K1</b> <b>CT1015K2</b> <b>CT1015K2</b> <b>CT1015WP1</b>	AC, 01/2002⇨ AC, ⇨12/2001 ALT, PS ALT, PS, AC, ⇨12/2001 ALT, PS, AC, 01/2002⇨ ALT, PS MTR-CODE: AKE, CH-NO 4B-Y-050 001⇨, CA CA, MTR-CODE: BAU, BDH CA, MTR-CODE: AKE, CH-NO 4B-Y-050 001⇨ CA, MTR-CODE: BAU, BDH CA, MTR-CODE: AKE, CH-NO 4B-Y-050 001⇨ CA, MTR-CODE: BAU, BDH CA, MTR-CODE: AKE, CH-NO 4B-Y-050 001⇨





ContiTech



AUDI

**AUDI**

A6 (4B2, C5) / A6 Avant (4B5, C5)

					<b>CT1015WP1</b> <b>CT1018</b> <b>CT1018K1</b> <b>VD1032</b> <b>MS19</b>	CA, MTR-CODE: BAU, BDH INJP, MTR-CODE: AKE, BAU, BDH INJP, MTR-CODE: AKE, BAU, BDH FOR ART-NO: VD1032
	07/97-01/05	AFB, AKN	110	2496	<b>4PK1217</b> <b>4PK1237</b> <b>6PK2404</b> <b>6PK2404D1</b> <b>6PK2404K1</b> <b>CT1015</b> <b>CT1015K1</b> <b>CT1015K2</b> <b>CT1015WP1</b> <b>CT1018</b> <b>CT1018K1</b> <b>VD1032</b> <b>MS19</b>	AC, 01/2002⇨ AC, ⇨12/2001 ALT, PS ALT, PS, AC ALT, PS CA CA CA CA, MTR-CODE: AKN, CH:NO 4B-X-037 001⇨ INJP INJP FOR ART-NO: VD1032
2.7 T quattro	12/97-01/05	AJK, AZA	169	2671	<b>6PK1733</b> <b>6PK1856</b> <b>CT920</b> <b>CT920K1</b> <b>CT920K2</b>	ALT, PS, (AC) ALT, PS, AC CA CA CA
2.8	02/97-01/05	ACK, ALG, AMX, APR, AQD, AHA	142	2771	<b>6PK1760</b> <b>6PK1880</b> <b>CT920</b> <b>CT920K1</b> <b>CT920K1</b> <b>CT920K2</b> <b>CT920K2</b> <b>CT920K4</b> <b>CT920WP3</b> <b>CT920WP3</b>	ALT, (AC) ALT, (AC) CA CA, MTR-CODE: ACK, MODEL '98⇨ CA, MTR-CODE: ALG, AMX, APR, AQD CA, MTR-CODE: ACK, MODEL '98⇨ CA, MTR-CODE: ALG, AMX, APR, AQD CA, MTR-CODE: ACK, ⇨MODEL '97 CA, MTR-CODE: ALG, AMX, APR, AQD CA, MTR-CODE: ACK, MODEL '98⇨
3.0	08/01-01/05	ASN	162	2976	<b>6PK1880</b> <b>CT1068</b> <b>CT1068K1</b> <b>CT1068K2</b>	ALT CA CA CA
	06/01-01/05	BBJ	160	2976	<b>6PK1880</b> <b>6PK1885</b> <b>CT1068</b> <b>CT1068K1</b> <b>CT1068K2</b>	ALT, ⇨CH:NO 8E-5-400 000 ALT, CH:NO 8E-5-400 001⇨ CA CA CA

A6 (4F2, C6) / A6 Avant (4F5, C6) / A6 Allroad (4FH, C6)

2.0 TDI	07/04-10/08	BLB, BRE	103	1968	<b>6PK1613</b> <b>6PK1613D1</b> <b>CT1051</b> <b>CT1051K1</b> <b>CT1051WP1</b> <b>AP9001</b> <b>VD1076</b> <b>MS18</b>	MTR-CODE: BRE, BLB, ALT, PS, (AC) MTR-CODE: BRE, BLB, ALT, PS, (AC) MTR-CODE: BRE, BLB, CA, WP MTR-CODE: BRE, BLB, CA, WP MTR-CODE: BRE, BLB, CA, WP FOR ART-NO: VD1076
	07/04-08/11	BNA, BRF, CAGB	100	1968	<b>6PK1580</b> <b>6PK1613</b> <b>6PK1613D1</b> <b>CT1051</b> <b>CT1051K1</b> <b>CT1051WP1</b> <b>CT1134</b> <b>CT1134K1</b> <b>CT1134WP1</b> <b>AP9001</b>	MTR-CODE: CAGA, CAGB, ALT ALT, MTR-CODE: BRF, BNA MTR-CODE: BRF, BNA, ALT CA, MTR-CODE: BRF, BNA CA, MTR-CODE: BRF, BNA CA, MTR-CODE: BRF, BNA MTR-CODE: CAGA, CAGB, CA MTR-CODE: CAGA, CAGB, CA MTR-CODE: CAGA, CAGB, CA, WP







ContiTech



**AUDI**

A6 (4F2, C6) / A6 Avant (4F5, C6) / A6 Allroad (4FH, C6)

					<b>AP9022</b> <b>VD1076</b> <b>VD1076</b> <b>VD1076</b> <b>MS18</b>	CAGB, ⇨08/2009 MTR-CODE: BRF, BNA MTR-CODE: CAGB, 03/2010⇨ FOR ART-NO: VD1076
	10/08-08/11	CAHA	125	1968	<b>6PK1580</b> <b>CT1134</b> <b>CT1134K1</b> <b>CT1134WP1</b> <b>AP9022</b> <b>VD1076</b> <b>VD1076</b> <b>MS18</b>	MTR-CODE: CAHA, CAHB, ALT, (AC) MTR-CODE: CAHA, CAHB, CA MTR-CODE: CAHA, CAHB, CA MTR-CODE: CAHA, CAHB, CA, WP MTR-CODE: CAHA, CAHB, 03/2010⇨ MTR-CODE: CAHA, CAHB, ⇨08/2009 FOR ART-NO: VD1076
2.0 TFSI	06/05-08/11	BPJ, BYK	125	1984	<b>6PK1570</b> <b>CT1088</b> <b>CT1088K3</b> <b>CT1088WP3</b> <b>AP9009</b>	MTR-CODE: BPJ, BYK, ALT MTR-CODE: BPJ, BYK, CA, WP MTR-CODE: BPJ, BYK, CA, WP MTR-CODE: BPJ, BYK, CA, WP
2.4	05/04-10/08	BDW	130	2393	<b>6PK2415</b>	ALT, PS, AC
2.7 TDI	10/08-08/11	CANA	140	2698	<b>6PK2498</b> <b>CT1131</b> <b>CT1131K1</b>	ALT INJP INJP
2.7 TDI, 2.7 TDI quattro	11/04-10/08	BPP	132	2698	<b>6PK2460</b> <b>6PK2460</b> <b>6PK2460</b> <b>6PK2460</b> <b>6PK2490</b> <b>6PK2490</b> <b>6PK2490</b> <b>6PK2490</b> <b>6PK2490</b> <b>6PK2490</b> <b>6PK2490</b> <b>6PK2490</b> <b>CT1094</b> <b>CT1094K1</b> <b>MS25</b>	ALT, PS, AC, ESTATE, ⇨CH-NO 4F-6-017 400 ALT, PS, AC, CH-NO 4F-7-029 699⇨ ALT, PS, AC, NOTCHBACK, ⇨CH-NO 4F-5-140 000 ALT, PS, AC, ⇨CH-NO 4F-7-029 698, (CVT-AUTOM) ALT, PS, AC, CH-NO 4F-6-172 454⇨, ⇨CH-NO 4F-7-029 698, (MANL) ALT, PS, AC, ESTATE, (MANL), CH-NO 4F-6-017 401⇨, ⇨CH-NO 4F-6-172 453 ALT, PS, AC, NOTCHBACK, (MANL), CH-NO 4F-5-140 001⇨, ⇨CH-NO 4F-6-172 453 ALT, PS, AC, CH-NO 4F-6-172 454⇨, ⇨CH-NO 4F-7-029 698, (AUTOM) ALT, PS, AC, NOTCHBACK, (AUTOM), CH-NO 4F-5-140 001⇨, ⇨CH-NO 4F-6-172 453 ALT, PS, AC, ESTATE, (AUTOM), CH-NO 4F-6-017 401⇨, ⇨CH-NO 4F-6-172 453 INJP INJP FOR ART-NO: VD1033
3.0 TDI quattro	05/04-10/08	ASB, BMK	165-171	2967	<b>6PK2460</b> <b>6PK2460</b> <b>6PK2460</b> <b>6PK2490</b> <b>6PK2490</b> <b>CT1094</b> <b>CT1094K1</b> <b>MS25</b>	ALT, PS, AC, CH-NO 4F-7-029 699⇨ ALT, PS, AC, CH-NO 4F-6-172 454⇨, ⇨CH-NO 4F-7-029 698, (MANL) ALT, PS, AC, ⇨CH-NO 4F-6-100 000 ALT, PS, AC, CH-NO 4F-6-172 454⇨, ⇨CH-NO 4F-7-029 698, (AUTOM) ALT, PS, AC, CH-NO 4F-6-100 001⇨, ⇨CH-NO 4F-6-172 453 INJP INJP FOR ART-NO: VD1033
	05/06-10/08	ASB	171	2967	<b>6PK2460</b> <b>6PK2490</b> <b>CT1094</b> <b>CT1094K1</b> <b>MS25</b>	ALT, PS, AC, CH-NO 4F-7-029 699⇨ ALT, PS, AC, ⇨CH-NO 4F-7-029 698 INJP INJP FOR ART-NO: VD1033
	10/08-08/11	CDYA, CDYC	176	2967	<b>6PK2498</b> <b>CT1131</b> <b>CT1131K1</b>	ALT INJP INJP
3.2 FSI, 3.2 FSI quattro	05/04-05/09	AUK, BKH	188	3123	<b>6PK2415</b>	ALT, PS, AC



ContiTech



## AUDI

AUDI						
<b>A6 (4G2, C7, 4GC) / A6 Avant (4G5, C7, 4GD)</b>						
↔ 2.0 TDI	03/11-	CGLC, CMGB, CGLE, CSUE	100- 130	1968	∞ CT1139 CT1139K2 CT1139WP6 AP9022 MS46	ALT CA CA CA, WP
2.0 TFSI	05/11-	CDNB	132	1984	∞ CT1143 CT1143WP1	ALT WP WP
3.0 TDI, 3.0 TDI quattro	11/10-	CDUC, CKVB, CKVC, CDUD, CLAA, CLAB, CGQB	150- 230	2967	∞ 6PK2415	ALT
S6 quattro	02/12-	CEUC	309	3993	∞ 5PK985	ALT
<b>A6 Allroad (4GH, 4GJ)</b>						
3.0 TDI quattro	01/12-	CLAA, CGQB, CDUD, CKVC	150- 230	2967	∞ 6PK2415	ALT
3.0 TFSI quattro	01/12-	CGWD	228	2995	∞ 6PK2330	ALT
<b>A7 Sportback (4GA, 4GF)</b>						
3.0 TDI quattro	10/10-	CDUC, CKVB, CKVC, CDUD	180	2967	∞ 6PK2415	ALT
<b>A8 (4D2, 4D8)</b>						
4.2 quattro	11/98-09/02	AQF, AUX, AUW	228	4172	∞ CT920 CT920K5 CT920K6 CT920WP2	ALT MTR-CODE: AQF, AUW, CA, WP MTR-CODE: AQF, AUW, CH-NO 4D-Y-016 501 ⇄, CA, WP MTR-CODE: AQF, AUW, ⇄CH-NO 4D-Y-016 500, CA, WP MTR-CODE: AQF, AUW, CH-NO 4D-Y-016 501 ⇄, CA, WP
	03/94-11/98	ABZ, AKG	220	4172	∞ CT727	ALT, PS, AC CA
<b>A8 (4E)</b>						
3.0 TDI quattro	08/03-07/10	ASB	171	2967	∞ 6PK2460 6PK2460 6PK2490 CT1094 CT1094K1 MS25	ALT, PS, AC, CH-NO 4E-7-003 343 ⇄, ⇄CH-NO 4E-7-030 000 ALT, PS, AC, ⇄CH-NO 4E-6-020 000 ALT, PS, AC, CH-NO 4E-6-020 001 ⇄, ⇄CH-NO 4E-7-003 342 INJP INJP FOR ART-NO: VD1033
4.2 quattro	10/02-07/10	BFM	246	4172	∞ 7PK2535 CT920 CT920K5 CT920WP2	ALT, CH-NO 4E-3-001 601 ⇄, ⇄CH-NO 4E-6-030 000 MTR-CODE: BFM, CA, WP MTR-CODE: BFM, CA, WP MTR-CODE: BFM, CA, WP
4.2 TDI quattro	07/05-07/10	BVN	240	4134	∞ CT1095	ALT, AC CA
<b>A8 (4H)</b>						
2.0 TFSI hybrid	02/12-	CHJA	155	1984	CT1143 CT1143WP1	WP WP
3.0 TDI quattro	07/10-	CDTA, CMHA, CDTC	184	2967	∞ 6PK2535	ALT
4.0 TFSI quattro	03/12-	CEUA	309	3993	∞ 5PK985	ALT
4.2 TDI quattro	11/09-	CDSB	258	4134	∞ 6PK1613	ALT
	10/13-	CTEC	283	4134	CT1194	INJP
S8 quattro	04/12-	CGTA, CTFA	382	3993	∞ 5PK985	ALT
<b>ALLROAD (4BH, C5)</b>						
2.5 TDI quattro	05/00-08/05	AKE, BAU	132	2496	∞ 4PK1217 4PK1237 6PK2404 6PK2404D2	AC, CH-NO 4B-3-090 001 ⇄ AC, ⇄CH-NO 4B-3-090 000 ALT, PS ALT, PS, AC, CH-NO 4B-3-090 001 ⇄





AUDI						
<b>ALLROAD (4BH, C5)</b>						
↔					<b>6PK2404K1</b> <b>CT1015</b> <b>CT1015K1</b> <b>CT1015K2</b> <b>CT1015WP1</b> <b>CT1018</b> <b>CT1018K1</b> <b>VD1032</b> <b>MS19</b>	ALT, PS CA CA CA CA INJP INJP FOR ART-NO: VD1032
2.7 T quattro	05/00-08/05	ARE, BES	184	2671	<b>6PK1733</b> <b>6PK1856</b> <b>CT920</b> <b>CT920K1</b> <b>CT920K2</b>	ALT, (AC) ALT, (AC) CA CA CA
<b>CABRIOLET (8G7, B4)</b>						
2.0 E	01/93-07/98	ABK	85	1984	<b>AVX10X910</b> <b>AVX13X800</b> <b>4PK855</b> <b>CT630</b> <b>CT630K2</b> <b>CT630K4</b>	PS AC ALT CA CA, ⇨CH-NO 8G-S-002 743 CA, CH-NO 8G-S-002 744⇨
2.3 E	05/91-07/94	NG	98	2309	<b>11,2X866Ld</b> <b>AVX13X1000</b> <b>CT926</b> <b>CT926K1</b>	ALT PS CA CA
2.6	06/93-08/00	ABC	110	2598	<b>6PK1635</b> <b>6PK1675</b> <b>6PK1863</b> <b>6PK1905</b>  <b>6PK2260</b> <b>CT726</b> <b>CT726K1</b> <b>CT726K2</b> <b>CT726WP2</b>	ALT, PS, CH-NO 8G-S-003001⇨ ALT, PS, ⇨CH-NO 8G-S-003000 ALT, PS, AC, CH-NO 8G-S-003001⇨ ALT, PS, AC, CH-NO 8G-R-003281⇨, ⇨CH-NO 8G-S-003000 ALT, PS, AC, ⇨CH-NO 8G-R-003280 CA CA, ⇨CH-NO 8G-S-001 302 CA, CH-NO 8G-S-001 303⇨ CA, CH-NO 8G-S-001 303⇨
<b>Q3 (8U)</b>						
1.4 TFSI	10/13-	CHPB, CZE, CZDA	110	1395	<b>6PK1000</b> <b>6PK1005</b> <b>CT1167</b> <b>CT1167K1</b> <b>CT1169</b>	ALT, (AC), ⇨11/2013 ALT, (AC), 11/2013⇨ CA CA WP
2.0 TDI	05/13-	CFGC	130	1968	<b>6PK1070</b> <b>6PK1070K1</b> <b>CT1139</b> <b>CT1139K2</b> <b>AP9001</b> <b>MS46</b>	ALT ALT CA CA
2.0 TDI quattro	06/11-	CFGC, CLLB	130	1968	<b>6PK1070</b> <b>6PK1070K1</b> <b>CT1139</b> <b>CT1139K2</b> <b>CT1139WP6</b> <b>AP9001</b> <b>MS46</b>	ALT ALT CA CA CA, WP
2.0 TDI, 2.0 TDI quattro	09/11-	CFFB, CLJA	103	1968	<b>6PK1070</b> <b>6PK1070K1</b> <b>CT1139</b> <b>CT1139K2</b> <b>CT1139WP6</b> <b>AP9001</b> <b>MS46</b>	ALT ALT CA CA MTR-CODE: CFFA, CFFB, CA, WP



ContiTech



**AUDI**

AUDI	<b>Q3 (8U)</b> 2.0 TFSI quattro	06/11-	CCZC, CPSA	125-155	1984	<b>6PK1100</b> <b>CT1143</b> <b>CT1143WP1</b>	ALT WP WP
	<b>Q5 (8R)</b> 2.0 TDI quattro	11/08-	CAHA, CGLB, CMGA	125	1968	<b>6PK1580</b> <b>CT1134</b> <b>CT1134K1</b> <b>CT1134WP1</b> <b>CT1139</b> <b>CT1139K2</b> <b>CT1139WP6</b> <b>AP9022</b> <b>VD1076</b> <b>MS18</b> <b>MS46</b>	ALT, (AC) MTR-CODE: CAHA, CAHB, CA MTR-CODE: CAHA, CAHB, CA MTR-CODE: CAHA, CAHB, CA, WP MTR-CODE: CGLA, CGLB, CMGA, CA MTR-CODE: CGLA, CGLB, CMGA, CA MTR-CODE: CGLA, CGLB, CMGA, CA, WP
		08/09-	CAGA, CJCA	105	1968	<b>6PK1264</b> <b>6PK1580</b> <b>6PK1580</b> <b>CT1134</b> <b>CT1134K1</b> <b>CT1134WP1</b> <b>CT1139</b> <b>CT1139K2</b> <b>CT1139WP6</b> <b>AP9022</b> <b>VD1076</b> <b>MS18</b> <b>MS46</b>	MTR-CODE: CJCA, CJCB, MODEL '13⇒, ALT MTR-CODE: CAGA, CAGB, CAGC, ALT, (AC) MTR-CODE: CJCA, CJCB, ⇒MODEL '12, ALT MTR-CODE: CAGA, CAGB, CAGC, CA MTR-CODE: CAGA, CAGB, CAGC, CA MTR-CODE: CAGA, CAGB, CAGC, CA, WP MTR-CODE: CJCA, CJCB, CA MTR-CODE: CJCA, CJCB, CA MTR-CODE: CJCA, CJCB, CA, WP
		06/12-	CGLC, CMGB	130	1968	<b>6PK1264</b> <b>CT1139</b> <b>CT1139K2</b> <b>CT1139WP6</b> <b>AP9022</b> <b>MS46</b>	ALT CA CA CA, WP
	2.0 TFSI quattro	11/08-	CDNC, CAEB, CPMA	155	1984	<b>6PK1590</b> <b>CT1143</b> <b>CT1143WP1</b>	ALT WP WP
		08/09-	CDNB, CNCB	132	1984	<b>6PK1590</b> <b>CT1143</b> <b>CT1143WP1</b>	ALT WP WP, MTR-CODE: CDNB
		06/12- 05/13-	CNCD CPMB	165 162	1984 1984	<b>6PK1130</b> <b>6PK1100</b>	ALT ALT
	3.0 TDI quattro	11/08-	CCWA, CPNB	176	2967	<b>6PK2498</b> <b>CT1131</b> <b>CT1131K1</b>	ALT INJP INJP
		06/12-	CDUD	180	2967	<b>6PK2415</b>	ALT
	3.0 TFSI quattro	06/12-	CTUC, CTVA	200	2995	<b>6PK2330</b>	ALT
SQ5 TDI quattro	12/12-	CGQB, CVUC	230	2967	<b>6PK2415</b>	ALT	
<b>Q7 (4L)</b> 3.0 TDI	05/11-08/15	CJGD, CRCA, CLZB	180	2967	<b>6PK2523</b> <b>6PK2523</b> <b>6PK2535</b>	MTR-CODE: CLZB, MODEL '13⇒, ALT MTR-CODE: CJGD, CRCA, ALT MTR-CODE: CLZB, ⇒MODEL '12, ALT	
	03/06-05/08	BUG	171	2967	<b>6PK2475</b> <b>6PK2490</b> <b>CT1094</b> <b>CT1094K1</b> <b>MS25</b>	ALT, CH-NO 4L-9-017 201⇒ ALT, ⇒CH-NO 4L-9-017 200 INJP INJP FOR ART-NO: VD1033	
	11/07-08/15	CASA, CCMA, CJGA, CNRB	176	2967	<b>6PK2475</b> <b>6PK2475</b> <b>6PK2490</b>	MTR-CODE: CASA, CASB, ALT, CH-NO 4L-9-017 201⇒ MTR-CODE: CCMA, ALT MTR-CODE: CASA, CASB, ALT, ⇒CH-NO 4L-9-017	



AUDI						
<b>Q7 (4L)</b>						
					<b>6PK2523</b> <b>6PK2523</b> <b>6PK2535</b> <b>CT1131</b> <b>CT1131K1</b>	200 MTR-CODE: CNRB, MODEL '13⇒, ALT MTR-CODE: CJGA, CJGC, ALT MTR-CODE: CNRB, ⇒MODEL '12, ALT MTR-CODE: CASA, CCMA, INJP MTR-CODE: CASA, CCMA, INJP
4.2 FSI	03/06-05/10	BAR	257	4163	<b>5PK1120</b>	ALT
4.2 TDI	03/07-06/09	BTR	240	4134	<b>6PK1623</b> <b>CT1095</b>	ALT INJP
	05/09-08/15	CCFA, CCFC	250	4134	<b>6PK1613</b>	ALT
<b>R8</b>						
4.2 FSI quattro	04/07-09/10	BYH	309	4163	<b>5PK950</b>	ALT
<b>TT (8J3) / TT Roadster (8J9)</b>						
1.8 TFSI	06/08-06/14	CDA	118	1798	<b>6PK1120</b> <b>CT1143</b> <b>CT1143WP1</b> <b>AP9009</b>	ALT WP WP
2.0 TDI quattro	06/08-06/14	CBBB, CFGB	125	1968	<b>6PK1070</b> <b>6PK1070K1</b> <b>6PK842 ELAST</b> <b>6PK842 ELAST T1</b> <b>CT1134</b> <b>CT1134K1</b> <b>CT1134WP1</b> <b>CT1139</b> <b>CT1139K2</b> <b>CT1139WP6</b> <b>AP9001</b> <b>VD1076</b> <b>MS18</b> <b>MS18</b>	MTR-CODE: CBBB, CFGB, ALT, (AC) MTR-CODE: CBBB, CFGB, ALT, (AC) MTR-CODE: CBBB, CFGB, ALT, (-AC) MTR-CODE: CBBB, CFGB, ALT, (-AC) MTR-CODE: CBBB, CA MTR-CODE: CBBB, CA MTR-CODE: CBBB, CA MTR-CODE: CFGB, CA MTR-CODE: CFGB, CA MTR-CODE: CFGB, CA, WP MTR-CODE: CBBB VD1111 FOR ART-NO: VD1076
2.0 TFSI	08/06-06/10	BWA, BPY, CCTA	147	1984	<b>6PK1054</b> <b>6PK1120</b> <b>6PK955</b> <b>CT1088</b> <b>CT1088K3</b> <b>CT1088WP3</b> <b>CT1143</b> <b>AP9001</b> <b>AP9009</b>	MTR-CODE: BWA, BPY, ALT, (AC) MTR-CODE: CCZA, CCTA, ALT, (AC) MTR-CODE: BWA, BPY, ALT, (-AC) MTR-CODE: BWA, BPY, CA, WP MTR-CODE: BWA, BPY, CA, WP MTR-CODE: BWA, BPY, CA, WP WP, MTR-CODE: CCZA, CCTA
	05/10-06/14	CESA	155	1984	<b>6PK1120</b> <b>CT1143</b> <b>CT1143WP1</b> <b>AP9009</b>	ALT WP WP
2.0 TTS quattro	05/08-06/14	CDLB	200	1984	<b>6PK1054</b> <b>6PK955</b> <b>CT1088</b> <b>CT1088K3</b> <b>AP9001</b>	ALT, (AC) ALT, (-AC) CA CA
3.2 V6 quattro	08/06-06/10	BUB	184	3189	<b>6PK1613</b> <b>6PK1623</b> <b>AP9001</b> <b>AP9022</b>	ALT, PS, AC, CH-NO 8J-7-013 501⇒ ALT, PS, AC, ⇒CH-NO 8J-7-013 500
<b>TT (8N3) / TT Roadster (8N9)</b>						
1.8 T	01/01-06/06	AUM	110	1781	<b>6DPK1195</b> <b>6DPK1195K1</b> <b>6PK1120</b> <b>CT909</b> <b>CT909K2</b> <b>CT909K3</b> <b>CT909WP1</b>	ALT, PS, AC ALT, PS, AC ALT, PS CA CA CA CA

AUDI



ContiTech



**AUDI**

**TT (8N3) / TT Roadster (8N9)**

					<b>AP9001</b> <b>VD1107</b>	
1.8 T, 1.8 T quattro	10/98-06/06	AJQ, APP, AUQ, ATC, ARY, APX, BAM	132-165	1781	<b>6DPK1195</b> <b>6DPK1195K1</b> <b>6PK1120</b> <b>CT909</b> <b>CT909K2</b> <b>CT909K3</b> <b>CT909K6</b> <b>CT909K7</b> <b>CT909WP1</b> <b>CT909WP4</b> <b>AP9001</b> <b>VD1107</b>	ALT, PS, AC ALT, PS, AC ALT, PS CA CA, CH-NO 8N-Y-095 001 ⇨ CA, CH-NO 8N-Y-095 001 ⇨ CA, ⇨CH-NO 8N-Y-095 000 CA, ⇨CH-NO 8N-Y-095 000 CA, CH-NO 8N-Y-095 001 ⇨ CA, ⇨CH-NO 8N-Y-095 000
3.2 VR6 quattro	07/03-06/06	BHE, BPF	184	3189	<b>6DPK1320</b> <b>AP9001</b>	ALT, PS, AC

**AUSTIN**

<b>METRO</b>						
1.0, 1.0 Surf HLE	10/80-04/90	99 H, 99 HA65P	30-35	999	<b>AVX10X813</b> <b>AVX10X813</b> <b>AVX10X838</b>	DYN ALT, (AUTOM) ALT
<b>MINI</b>						
1000 Mayfair	08/82-06/93	99 HA53P, 99 H997P, 99 HC20P	31	998	<b>AVX10X813</b> <b>AVX10X813</b> <b>AVX10X838</b>	ALT, (AUTOM) DYN ALT
1275 GT	10/69-08/80		39	1256	<b>AVX10X813</b>	ALT
<b>MONTEGO (XE)</b>						
1.6 LS,HL	04/84-08/88	16 HC37	61	1598	<b>AVX10X710</b> <b>4PK815</b>	PS ALT

**AUTOBIANCHI**

<b>Y10</b>						
1.0, 1.0 CAT	03/85-10/95	156A2.000, 156A2.246	33	999	<b>AVX10X675</b> <b>3PK675</b> <b>CT503</b> <b>CT503K1</b>	ALT ALT CA CA
1.1, 1.1 i.e. CAT	06/89-10/95	156C.000, 156C.046	42	1108	<b>AVX10X675</b> <b>3PK675</b> <b>3PK683</b> <b>4PK673</b> <b>CT503</b> <b>CT503K1</b>	ALT, ⇨12/1992 ALT, ⇨12/1992 ALT, (AC), 01/1992⇨ ALT, (AC), 01/1992⇨ CA CA

**BMW**

<b>1 (E81)</b>						
120 d	09/06-09/12	N47 D20 A, N47 D20 C	120-130	1995	<b>6DPK1697</b> <b>6DPK1817</b> <b>6PK1548</b> <b>6PK1605</b> <b>6PK1800</b>	ALT, (ELECTR PS), (AC), (E81) ALT, (PS), (AC), (E81) ALT, (ELECTR PS), (-AC), (E81), ⇨09/2010 ALT, (ELECTR PS), (-AC), (E81), 09/2010⇨ ALT, (PS), (-AC), (E81)
<b>1 (E81, E82, E87, E88)</b>						
116 d	11/08-09/12	N47 D20 A, N47 D20 C	85	1995	<b>6DPK1697</b> <b>6DPK1817</b> <b>6PK1605</b> <b>6PK1800</b>	ALT, (AC), (ELECTR PS) ALT, (AC), (-ELECTR PS) ALT, (-AC), (ELECTR PS) ALT, (AC), (-ELECTR PS)
116 i	11/03-09/12	N45 B16 A	85	1596	<b>6PK1635</b> <b>6PK1635</b> <b>6PK1870</b> <b>6PK1870</b> <b>6PK1870K1</b> <b>6PK1870K1</b>	ALT, (AC), (Facelift 2007), MTR-CODE: N45 ALT, (-AC), ⇨MODEL '06 ALT, (AC), (Facelift 2007), MTR-CODE: N45 ALT, (AC), ⇨MODEL '06 ALT, (AC), ⇨MODEL '06 ALT, (AC), (Facelift 2007), MTR-CODE: N45





ContiTech



**BMW**

**1 (E81, E82, E87, E88)**

		N43 B16 A	90	1599	∞	<b>7PK1104</b>	ALT, (AC), (Facelift 2007), MTR-CODE: N43
					⊙	<b>AP9005</b>	MTR-CODE: N45*
					⊙	<b>AP9008</b>	MTR-CODE: N45*
					∞	<b>6PK1635</b>	ALT, (-AC), ⇨MODEL '06
					∞	<b>6PK1635</b>	ALT, (AC), (Facelift 2007), MTR-CODE: N45
					∞	<b>6PK1870</b>	ALT, (AC), (Facelift 2007), MTR-CODE: N45
		N43 B20 A	90	1995	∞	<b>6PK1870</b>	ALT, (AC), ⇨MODEL '06
					∞	<b>7PK1104</b>	ALT, (AC), (Facelift 2007), MTR-CODE: N43
					∞	<b>6PK1635</b>	ALT, (-AC), ⇨MODEL '06
					∞	<b>6PK1870</b>	ALT, (AC), ⇨MODEL '06
					∞	<b>7PK1104</b>	ALT, (AC), (Facelift 2007), MTR-CODE: N43
					∞	<b>6PK1635</b>	ALT, (-AC), ⇨MODEL '06
118 d	09/06-	N47 D20 A, N47 D20 C	105	1995	∞	<b>6DPK1697</b>	ALT, (ELECTR PS), (AC), MTR-CODE: N47
					∞	<b>6DPK1817</b>	ALT, (-ELECTR PS), (AC), MTR-CODE: N47
	11/03-09/12	N47 D20 A, N47 D20 C, M47 D20 (204D4)	90-105	1995	∞	<b>6PK1548</b>	ALT, (ELECTR PS), (-AC), MTR-CODE: N47
					∞	<b>6PK1800</b>	ALT, (-ELECTR PS), (-AC), MTR-CODE: N47
					∞	<b>4PK830 ELAST</b>	PS, ⇨MODEL '06
					∞	<b>6DPK1697</b>	ALT, (AC), (ELECTR PS), MODEL '07⇨, (Facelift)
					∞	<b>6DPK1817</b>	ALT, (AC), (-ELECTR PS), MODEL '07⇨, (Facelift)
					∞	<b>6PK1605</b>	ALT, (-AC), (ELECTR PS), MODEL '07⇨, (Facelift)
	09/06-	N43 B20 A	105	1995	∞	<b>6PK1685</b>	ALT, (AC), ⇨MODEL '06
					∞	<b>6PK1795</b>	ALT, (AC), (-ELECTR PS), MODEL '07⇨, (Facelift)
					∞	<b>6PK1836</b>	ALT, (AC), ⇨MODEL '06
					∞	<b>6PK1635</b>	ALT, (-AC), MTR-CODE: N46
					∞	<b>6PK1870</b>	ALT, AC, MTR-CODE: N46
					∞	<b>7PK1104</b>	ALT, (AC), MTR-CODE: N43
118 i	07/04-09/12	N46 B20 B, N43 B20 A	95-105	1995	∞	<b>6PK1635</b>	ALT, (AC), ⇨MODEL '06
					∞	<b>6PK1635</b>	ALT, (-AC), (Facelift 2007), MTR-CODE: N46
					∞	<b>6PK1870</b>	ALT, (AC), ⇨MODEL '06
					∞	<b>6PK1870</b>	ALT, (AC), (Facelift 2007), MTR-CODE: N46
					∞	<b>6PK1870K1</b>	ALT, (AC), (Facelift 2007), MTR-CODE: N46
					∞	<b>6PK1870K1</b>	ALT, (AC), ⇨MODEL '06
					∞	<b>7PK1104</b>	ALT, (AC), (Facelift 2007), MTR-CODE: N43
					⊙	<b>AP9005</b>	MTR-CODE: N46*
					⊙	<b>AP9008</b>	MTR-CODE: N46*
					120 i	03/08-	N43 B20 A
∞	<b>7PK1915</b>	ALT, AC, (ACT ST)					
	11/03-09/12	N46 B20 C, N46 B20 B, N46 B20 CC, N46 B20 BD	110	1995	∞	<b>6PK1642</b>	ALT, (-AC)
					∞	<b>6PK1870</b>	ALT, (AC)
					∞	<b>6PK1870K1</b>	ALT, (AC)
					⊙	<b>AP9005</b>	
	03/07-	N47 D20 B, N47 D20 C, N47 D20 D	150	1995	⊙	<b>AP9008</b>	
					∞	<b>6DPK1697</b>	ALT, (AC), (ELECTR PS)
					∞	<b>6DPK1817</b>	ALT, (AC), (-ELECTR PS)
					∞		
123 d	10/07-	N54 B30 A, N55 B30 A	225	2979	∞	<b>7PK1855</b>	ALT
<b>1 (E82, E88)</b> 120 d	10/07-	N47 D20 A, N47 D20 C	130	1995	∞	<b>6DPK1697</b>	ALT, (ELECTR PS), (AC)
					∞	<b>6DPK1817</b>	ALT, (-ELECTR PS), (AC)
					∞	<b>6PK1548</b>	ALT, (ELECTR PS), (-AC)
					∞	<b>6PK1800</b>	ALT, (-ELECTR PS), (-AC)
<b>1 (E87)</b> 120 d	11/03-09/12	N47 D20 A, N47 D20 C, M47 D20 (204D4)	120-130	1995	∞	<b>4PK830 ELAST</b>	PS, ⇨MODEL '06
					∞	<b>6DPK1697</b>	ALT, (AC), (-PS), (Facelift 2007)
					∞	<b>6DPK1817</b>	ALT, (AC), (PS), (Facelift 2007)
					∞	<b>6PK1548</b>	ALT, (-AC), (-PS), (Facelift 2007), ⇨09/2010
					∞	<b>6PK1605</b>	ALT, (-AC), (-PS), (Facelift 2007), 09/2010⇨
					∞	<b>6PK1685</b>	ALT, (AC), ⇨MODEL '06
					∞	<b>6PK1800</b>	ALT, (-AC), (PS), (Facelift 2007)



ContiTech



**BMW**

**1 (E87)**

					<b>6PK1836</b> <b>VD1120</b> <b>MS44</b>	ALT, (AC), ⇨MODEL '06 ⇨MODEL '06 FOR ART-NO: VD1120, ⇨MODEL '06
--	--	--	--	--	--	---

**1 (F20, F21)**

114 d	07/12-	N47 D16 A	70	1598	<b>6PK1698</b>	ALT
114 i	11/11-	N13 B16 A	75	1598	<b>6PK986</b>	ALT
116 d	12/10-	N47 D16 A, N47 D20 C	85	1995	<b>6PK1698</b>	ALT
116 i	12/10-	N13 B16 A	100	1598	<b>6PK986</b>	ALT
118 d, 118 d xDrive	12/10-	N47 D20 C	105	1995	<b>6PK1698</b>	ALT
118 i	11/10-	N13 B16 A	125	1598	<b>6PK986</b>	ALT
120 d, 120 d xDrive	12/10-	N47 D20 C	135-147	1995	<b>6PK1698</b>	ALT

**3 (E21)**

315	03/81-03/84	M10 B16 (164VB)	55	1573	<b>AVX10X825</b> <b>AVX10X875</b>	PS ALT, WP, FAN
-----	-------------	-----------------	----	------	--------------------------------------	--------------------

**3 (E30)**

316	09/83-12/90	M10 B18 (184VD)	66	1766	<b>AVX10X813</b> <b>AVX10X875</b> <b>AVX10X900</b> <b>AVX10X950</b> <b>AVX13X800</b>	PS, 09/1983⇨ ALT, 09/1983⇨ PS, ⇨09/1983 ALT, ⇨09/1983 AC
	09/82-12/87	M10 B18 (184VC)	66	1766	<b>AVX10X813</b> <b>AVX10X875</b> <b>AVX10X900</b> <b>AVX10X940</b> <b>AVX10X950</b> <b>AVX13X800</b>	PS, 09/1983⇨ ALT, 09/1983⇨ PS, ⇨09/1983 ALT, ⇨06/1983 ALT, 06/1983⇨, ⇨09/1983 AC
316 i	09/87-06/91	M40 B16 (164E1)	73-75	1596	<b>AVX10X1013</b> <b>AVX10X800</b> <b>AVX13X840</b> <b>CT589</b> <b>CT589K1</b>	ALT PS AC CA CA
318 i	09/82-08/87	M10 B18 (184EA)	77	1766	<b>AVX10X813</b> <b>AVX10X875</b> <b>AVX10X900</b> <b>AVX10X940</b> <b>AVX10X950</b> <b>AVX13X800</b>	PS, 09/1983⇨ ALT, 09/1983⇨ PS, ⇨09/1983 ALT, ⇨06/1983 ALT, 06/1983⇨, ⇨09/1983 AC
	09/87-06/94	M40 B18 (184E1)	83-85	1796	<b>AVX10X1013</b> <b>AVX10X800</b> <b>AVX13X840</b> <b>CT589</b> <b>CT589K1</b>	ALT PS AC CA CA
318 is	09/89-08/91	M42 B18 (184S1)	100	1796	<b>AVX10X1025</b> <b>AVX10X800</b> <b>AVX13X900</b>	ALT, WP, FAN PS AC
320 i	04/86-10/93	M20 B20 (206KA)	95	1990	<b>AVX10X825</b> <b>AVX10X965</b> <b>AVX13X800</b> <b>CT520</b> <b>CT520K1</b>	PS ALT, WP, FAN AC CA CA
	09/82-12/85	M20 B20 (206EB)	92	1990	<b>AVX10X825</b> <b>AVX10X950</b> <b>AVX10X965</b> <b>AVX13X800</b> <b>AVX13X825</b> <b>CT520</b> <b>CT520K1</b>	PS ALT, WP, FAN, ⇨06/1983 ALT, WP, FAN, 06/1983⇨ AC, 06/1983⇨ AC, ⇨06/1983 CA CA
325 i	09/87-10/93	M20 B25 (256E2), M20	125	2494	<b>AVX10X825</b> <b>AVX10X965</b>	PS ALT, WP, FAN







ContiTech



**BMW**

3 (E30)

					∞	<b>AVX13X800</b>	AC
					▲▲▲	<b>CT520</b>	CA
					▲▲▲	<b>CT520K1</b>	CA

3 (E36)

316 i	12/98-08/00	M43 B19 (194E1)	77	1895	∞	<b>4PK890</b>	AC
					∞	<b>4PK890K1</b>	AC
					∞	<b>6PK1733</b>	ALT, WP
					∞	<b>6PK1733K2</b>	ALT, WP
	09/90-09/93	M40 B16 (164E1)	73	1596	∞	<b>AVX10X1025</b>	ALT, WP
					∞	<b>AVX10X730</b>	PS
					∞	<b>4PK855</b>	AC
					▲▲▲	<b>CT589</b>	CA
					▲▲▲	<b>CT589K2</b>	CA
316 i, 316 g	07/93-04/99	M43 B16 (164E2)	75-77	1596	∞	<b>AVX10X1025</b>	ALT, ⇨09/1993
					∞	<b>AVX10X730</b>	PS, ⇨09/1993
					∞	<b>4PK855</b>	AC, ⇨03/1994
					∞	<b>4PK890</b>	AC, 03/1994⇨
					∞	<b>4PK890K1</b>	AC, 03/1994⇨
					∞	<b>6PK1660</b>	ALT, 09/1993⇨, ⇨09/1995
					∞	<b>6PK1733</b>	ALT, 09/1995⇨
					∞	<b>6PK1733K2</b>	ALT, 09/1995⇨
318 i	10/93-08/00	M43 B18 (184E2)	85	1796	∞	<b>4PK855</b>	AC, ⇨03/1994
					∞	<b>4PK890</b>	AC, 03/1994⇨
					∞	<b>4PK890K1</b>	AC, 03/1994⇨
					∞	<b>6PK1660</b>	ALT, ⇨09/1995
					∞	<b>6PK1733</b>	ALT, 09/1995⇨
					∞	<b>6PK1733K2</b>	ALT, 09/1995⇨
	12/90-10/93	M40 B18 (184E1)	83	1796	∞	<b>AVX10X1025</b>	ALT, ⇨09/1993
					∞	<b>AVX10X730</b>	PS, ⇨09/1993
					∞	<b>4PK855</b>	AC
					∞	<b>6PK1660</b>	ALT, 09/1993⇨
					▲▲▲	<b>CT589</b>	CA
					▲▲▲	<b>CT589K2</b>	CA
318 is	03/92-10/95	M42 B18 (184S1)	103	1796	∞	<b>AVX10X1025</b>	ALT, ⇨09/1993
					∞	<b>AVX10X730</b>	PS, ⇨09/1993
					∞	<b>4PK855</b>	AC, ⇨03/1994
					∞	<b>4PK890</b>	AC, 03/1994⇨
					∞	<b>4PK890K1</b>	AC, 03/1994⇨
					∞	<b>6PK1660</b>	ALT, 09/1993⇨, ⇨09/1995
					∞	<b>6PK1733</b>	ALT, 09/1995⇨
318 is, 318 ti	07/95-08/00	M44 B19 (194S1)	103	1895	∞	<b>4PK890</b>	AC
					∞	<b>4PK890K1</b>	AC
					∞	<b>6PK1660</b>	ALT, ⇨09/1995
					∞	<b>6PK1733</b>	ALT, 09/1995⇨
					∞	<b>6PK1733K2</b>	ALT, 09/1995⇨
318 tds	01/95-08/00	M41 D17 (174T1)	66	1665	∞	<b>4PK836</b>	AC
					∞	<b>5PK1885</b>	ALT
318 ti	11/94-08/95	M42 B18 (184S1)	103	1796	∞	<b>4PK890</b>	AC
					∞	<b>4PK890K1</b>	AC
					∞	<b>6PK1660</b>	ALT
320 i	12/93-04/99	M50 B20 (206S2), M52 B20 (206S3)	110	1991	∞	<b>5PK890</b>	AC, MTR-CODE: M 50
					∞	<b>5PK906</b>	AC, MTR-CODE: M 52
					∞	<b>6PK1555</b>	ALT
					∞	<b>6PK1555K1</b>	ALT, (HYDR. TENS)
	01/95-10/99	M52 B20 (206S3)	110	1991	∞	<b>5PK906</b>	AC
					∞	<b>6PK1555</b>	ALT
					∞	<b>6PK1555K1</b>	ALT, (HYDR. TENS)
					∞	<b>6PK1555K2</b>	ALT, (MECH-TP)
	09/90-04/99	M50 B20 (206S1), M50 B20 (206S2),	110	1991	∞	<b>5PK890</b>	AC, MTR-CODE: M 50
					∞	<b>5PK906</b>	AC, MTR-CODE: M 52
					∞	<b>6PK1555</b>	ALT, 09/1991⇨





ContiTech



**BMW**

**3 (E36)**

		M52 B20 (206S3)				<b>6PK1555K1</b>	ALT, 09/1991 ⇔, ⇔09/1994, (HYDR. TENS)
						<b>6PK1555K2</b>	ALT, 09/1991 ⇔, ⇔09/1994, (MECH-TP)
						<b>6PK1560</b>	ALT, ⇔09/1991
323 i, 323 ti	03/95-08/00	M52 B25 (256S3)	125	2494		<b>5PK906</b>	AC
						<b>6PK1555</b>	ALT, WP, PS
						<b>6PK1555K1</b>	ALT, WP, PS, (HYDR. TENS)
						<b>6PK1555K2</b>	ALT, WP, PS, (MECH-TP)
325 i	09/90-04/99	M50 B25 (256S1), M50 B25 (256S2)	141	2494		<b>5PK890</b>	AC
						<b>6PK1555</b>	ALT
						<b>6PK1555K1</b>	ALT, (HYDR. TENS), 09/1991⇔
						<b>6PK1555K2</b>	ALT, 09/1991⇔, (MECH-TP)
						<b>6PK1560</b>	ALT, WP, PS
325 td, 325 tds	09/91-02/98	M51 D25 (256T1)	85-105	2497-2503		<b>4PK780</b>	AC, ⇔12/1995
						<b>5PK1815</b>	ALT, WP
						<b>5PK1815D1</b>	ALT, WP
						<b>VD1025</b>	
						<b>MS22</b>	FOR ART-NO: VD1025
328 i	01/95-04/99	M52 B28 (286S1)	142	2793		<b>5PK906</b>	AC
						<b>6PK1555</b>	ALT
						<b>6PK1555K1</b>	ALT, (HYDR. TENS)
						<b>6PK1555K2</b>	ALT, (MECH-TP)

**3 (E46)**

316 i	09/98-02/05	M43 B19 (194E1)	77	1895		<b>5PK950</b>	AC
						<b>6PK1705</b>	ALT, HOT COUNTRIES, (AUTOM)
						<b>6PK1733</b>	ALT, HOT COUNTRIES, (MANL)
						<b>6PK1733</b>	ALT, NO HOT COUNTRIES
	04/00-02/05	M43 B16 (164E3)	77	1596		<b>4PK890</b>	AC
						<b>6PK1733</b>	ALT
316 i, 316 ti	06/01-02/05	N46 B18 A, N42 B18 A	85	1796		<b>6PK1635</b>	ALT, (AC)
						<b>6PK1870</b>	ALT, (AC)
						<b>6PK1870K1</b>	ALT, (AC)
						<b>AP9005</b>	
						<b>AP9008</b>	
						<b>AP9021</b>	
318 Ci	09/01-12/07	N42 B20 A, N46 B20 A	105	1995		<b>6PK1635</b>	ALT, (AC)
						<b>6PK1870</b>	ALT, (AC)
						<b>6PK1870K1</b>	ALT, (AC)
						<b>AP9005</b>	
						<b>AP9008</b>	
						<b>AP9021</b>	
	02/05-12/07	N46 B20 A, N46 B20 B	110	1995		<b>6PK1870</b>	ALT
						<b>6PK1870K1</b>	ALT
						<b>AP9005</b>	
						<b>AP9008</b>	
	03/05-07/06	N46 B20 A	110	1995		<b>6PK1870</b>	ALT, (AC)
						<b>6PK1870K1</b>	ALT, (AC)
						<b>AP9008</b>	
318 d	09/01-03/03	M47 D20 (204D1)	85	1951		<b>5PK2030</b>	ALT, WP
						<b>5PK2030D1</b>	ALT, WP, AC
						<b>5PK836</b>	AC
						<b>VD1030</b>	
						<b>MS11</b>	FOR ART-NO: VD1030
318 d, 318 td	03/03-02/05	M47 D20 (204D4)	85	1995		<b>4PK917 ELAST</b>	AC, 10/2004⇔
						<b>4PK970</b>	AC, ⇔09/2004
						<b>6PK2080</b>	ALT, WP
						<b>6PK2080K1</b>	ALT, WP
						<b>VD1120</b>	
						<b>MS44</b>	FOR ART-NO: VD1120
318 i	09/01-02/05	N42 B20 A, N46 B20 A	105	1995		<b>6PK1635</b>	ALT, (AC), MTR-CODE: N42
						<b>6PK1870</b>	ALT, (AC)
						<b>6PK1870K1</b>	ALT, (AC)





**BMW**

3 (E46)

					<b>AP9005</b> <b>AP9008</b> <b>AP9021</b>	
318 i, 318 Ci	02/98-09/01	M43 B19 (194E1)	87	1895	<b>5PK950</b> <b>6PK1705</b> <b>6PK1733</b> <b>6PK1733</b>	AC ALT, HOT COUNTRIES, (AUTOM) ALT, NO HOT COUNTRIES ALT, HOT COUNTRIES, (MANL)
318 ti	09/01-02/05	N42 B20 A, N46 B20 A	105	1995	<b>6PK1635</b> <b>6PK1870</b> <b>6PK1870K1</b> <b>AP9005</b> <b>AP9008</b> <b>AP9021</b>	ALT, (AC) ALT, (AC) ALT, (AC)
320 Cd	11/03-07/06	M47 D20 (204D4)	110	1995	<b>4PK917 ELAST</b> <b>4PK970</b> <b>6PK2080</b> <b>6PK2080K1</b> <b>VD1120</b> <b>MS44</b>	AC, 10/2004⇔ AC, ⇔09/2004 ALT, WP ALT, WP
320 d	04/98-09/01	M47 D20 (204D1)	100	1951	<b>5PK2030</b> <b>5PK2030D1</b> <b>5PK836</b> <b>VD1030</b> <b>MS11</b>	ALT, WP ALT, WP, AC AC FOR ART-NO: VD1030
320 d, 320 td	09/01-02/05	M47 D20 (204D4)	110	1995	<b>4PK917 ELAST</b> <b>4PK970</b> <b>6PK2080</b> <b>6PK2080K1</b> <b>6PK2090</b> <b>VD1120</b> <b>MS44</b>	AC, 10/2004⇔ AC, ⇔09/2004 ALT, WP, 10/2002⇔ ALT, WP, 10/2002⇔ ALT, WP, ⇔09/2002
320 i, 320 Ci	09/00-12/07	M54 B22 (226S1)	125	2171	<b>4PK863</b> <b>5PK865</b> <b>6PK1538</b> <b>6PK1538K1</b> <b>6PK1538K2</b>	AC, 09/2002⇔ AC, ⇔08/2002 ALT ALT, (MECH-TP) ALT, (HYDR. TENS)
	03/98-09/00	M52 B20 (206S4)	110	1991	<b>5PK865</b> <b>6PK1538</b> <b>6PK1538K1</b> <b>6PK1538K2</b>	AC ALT, PS ALT, PS, (MECH-TP) ALT, PS, (HYDR. TENS)
323 i, 323 Ci	03/98-09/00	M52 B25 (256S4)	125	2494	<b>5PK865</b> <b>6PK1538</b> <b>6PK1538K1</b> <b>6PK1538K2</b>	AC ALT, PS ALT, PS, (MECH-TP) ALT, PS, (HYDR. TENS)
325 i, 325 Ci, 325 ti	09/00-12/07	M54 B25 (256S5)	141	2494	<b>4PK863</b> <b>5PK865</b> <b>6PK1538</b> <b>6PK1538K1</b> <b>6PK1538K2</b>	AC, 09/2002⇔ AC, ⇔09/2002 ALT, WP ALT, WP, (MECH-TP) ALT, WP, (HYDR. TENS)
328 i, 328 Ci	02/98-06/00	M52 B28 (286S2)	142	2793	<b>5PK865</b> <b>6PK1538</b> <b>6PK1538K1</b> <b>6PK1538K2</b>	AC ALT, PS ALT, PS, (MECH-TP) ALT, PS, (HYDR. TENS)
330 d	10/99-02/05	M57 D30 (306D1)	135	2926	<b>5PK2060</b> <b>5PK813</b> <b>MS24</b>	ALT, ⇔03/2003 AC, ⇔03/2003 FOR ART-NO: VD1027
330 d, 330 Cd	03/03-07/06	M57 D30 (306D2)	150	2993	<b>4PK860 ELAST</b> <b>4PK885</b> <b>6PK2080</b> <b>6PK2080K1</b> <b>VD1105</b>	AC, 10/2004⇔ AC, ⇔09/2004 ALT, WP ALT, WP



ContiTech



**BMW**

**3 (E46)**

330 d, 330 xd	10/99-02/05	M57 D30 (306D1)	135	2926	<b>MS24</b>	FOR ART-NO: VD1105
					<b>5PK2060</b>	ALT, WP, ⇨03/2003
					<b>5PK813</b>	AC, ⇨03/2003
					<b>MS24</b>	FOR ART-NO: VD1027
330i, 330 Ci	06/00-12/07	M54 B30 (306S3)	170	2979	<b>4PK863</b>	AC, 09/2002⇨
					<b>5PK865</b>	AC, ⇨08/2002
					<b>6PK1538</b>	ALT
					<b>6PK1538K1</b>	ALT, (MECH-TP)
					<b>6PK1538K2</b>	ALT, (HYDR. TENS)
M3	06/00-07/06	S54 B32 (326S4)	252	3246	<b>5PK830</b>	AC
					<b>6PK1460</b>	ALT, WP
M3 3.2	04/01-12/07	S54 B32 (326S4)	252	3246	<b>5PK830</b>	AC
					<b>6PK1460</b>	ALT, WP

**3 (E90, E91, E92, E93)**

316 d	09/09-06/12	N47 D20 C	85	1995	<b>6DPK1697</b>	ALT, AC, (ELECTR PS)
					<b>6DPK1817</b>	ALT, AC, (-ELECTR PS)
					<b>6PK1698</b>	ALT, AC, (ELECTR PS), (Facelift/ LCI)
					<b>6PK1780</b>	ALT, AC, (-ELECTR PS), (Facelift/ LCI)
316 i	02/06-12/11	N45 B16 A	85	1596	<b>6PK1870</b>	ALT
					<b>6PK1870K1</b>	ALT
					<b>AP9005</b>	
					<b>AP9008</b>	
	09/07-12/11	N43 B16 A	90	1599	<b>7PK1104</b>	ALT
318 d	09/05-06/12	M47 D20 (204D4)	90	1995	<b>4PK830 ELAST</b>	PS
					<b>6PK1836</b>	ALT, WP, AC
					<b>AP9021</b>	
					<b>AP9035</b>	ALT, (Valeo), FOR ALT: 150A, ALT-No: TG15C073, TG15C093
					<b>VD1120</b>	
					<b>MS44</b>	FOR ART-NO: VD1120
		N47 D20 A, N47 D20 C	105	1995	<b>6DPK1697</b>	ALT, AC, (ELECTR PS)
					<b>6DPK1817</b>	ALT, AC, (-ELECTR PS)
					<b>6PK1698</b>	ALT, AC, (ELECTR PS), MTR-CODE: N47N, (Facelift/ LCI)
					<b>6PK1780</b>	ALT, AC, (-ELECTR PS), MTR-CODE: N47N, (Facelift/ LCI)
	07/07-06/12	N47 D20 C	100	1995	<b>6PK1698</b>	ALT, AC, (ELECTR PS), MTR-CODE: N47N, (Facelift/ LCI)
					<b>6PK1780</b>	ALT, AC, (-ELECTR PS), MTR-CODE: N47N, (Facelift/ LCI)
318 i	09/05-06/12	N46 B20 B	95	1995	<b>6PK1870</b>	ALT, (AC)
					<b>6PK1870K1</b>	ALT, (AC)
					<b>AP9005</b>	
					<b>AP9008</b>	
	09/07-06/12	N43 B20 A	105	1995	<b>6PK1870</b>	ALT, MTR-CODE: N46
					<b>7PK1104</b>	ALT, MTR-CODE: N43
320 d	09/05-06/12	N47 D20 C, M47 D20 (204D4)	120	1995	<b>4PK830 ELAST</b>	MTR-CODE: M47, PS
					<b>6DPK1697</b>	MTR-CODE: N47, ALT, AC, (ELECTR PS)
					<b>6DPK1817</b>	MTR-CODE: N47, ALT, AC, (-ELECTR PS)
					<b>6PK1698</b>	ALT, AC, (ELECTR PS), MTR-CODE: N47N, (Facelift/ LCI)
					<b>6PK1780</b>	ALT, AC, (-ELECTR PS), MTR-CODE: N47N, (Facelift/ LCI)
					<b>6PK1836</b>	MTR-CODE: M47, ALT, WP, AC
					<b>AP9035</b>	ALT, (Valeo), FOR ALT: 150A, ALT-No: TG15C073, TG15C093, MTR-CODE: M47*
					<b>VD1120</b>	
					<b>MS44</b>	FOR ART-NO: VD1120
	03/07-	N47 D20 A	130	1995	<b>6DPK1697</b>	ALT, AC, (ELECTR PS)
					<b>6DPK1817</b>	ALT, AC, (-ELECTR PS)





**BMW**

**3 (E90, E91, E92, E93)**

					∞	<b>6PK1698</b>	ALT, AC, (ELECTR PS), MTR-CODE: N47N, (Facelift/LCI)
					∞	<b>6PK1780</b>	ALT, AC, (-ELECTR PS), MTR-CODE: N47N, (Facelift/LCI)
320 d, 320 d xDrive	03/07-	N47 D20 A, N47 D20 C	130-135	1995	∞	<b>6DPK1697</b>	ALT, AC, (ELECTR PS)
					∞	<b>6DPK1817</b>	ALT, AC, (-ELECTR PS)
					∞	<b>6PK1698</b>	ALT, AC, (ELECTR PS), MTR-CODE: N47N, (Facelift/LCI)
					∞	<b>6PK1780</b>	ALT, AC, (-ELECTR PS), MTR-CODE: N47N, (Facelift/LCI)
320 i	01/05-06/07	N46 B20 A, N46 B20 C, N46 B20 B	110	1995	∞	<b>6PK1870</b>	ALT
					∞	<b>6PK1870K1</b>	ALT
					⊙	<b>AP9005</b>	
					⊙	<b>AP9008</b>	
	09/05-06/12	N46 B20 A, N46 B20 C	110	1995	∞	<b>6PK1870</b>	ALT, (AC)
					∞	<b>6PK1870K1</b>	ALT, (AC)
					⊙	<b>AP9005</b>	
					⊙	<b>AP9008</b>	
	03/07-	N43 B20 A	125	1995	∞	<b>7PK1104</b>	ALT, AC, (-ACT ST)
					∞	<b>7PK1915</b>	ALT, AC, (ACT ST)
	03/07-08/07	N46N B20 B, N46 B20	110	1995	∞	<b>6PK1870</b>	ALT
					⊙	<b>AP9008</b>	
325 d	09/06-06/12	M57 D30 (306D3)	145	2993	∞	<b>4PK811 ELAST</b>	PS
					∞	<b>6PK1836</b>	ALT, WP
					⊙	<b>VD1105</b>	
					MS24	<b>MS24</b>	FOR ART-NO: VD1105
325 i	01/05-	N52 B25 A	160	2497	∞	<b>6PK1990</b>	ALT, PS, AC
					⊙	<b>AP9005</b>	
					⊙	<b>AP9021</b>	
	03/07-	N53 B30 A	160	2996	∞	<b>6PK1830</b>	ALT, PS, AC, (-ACT ST)
					∞	<b>6PK1990</b>	ALT, PS, AC, (ACT ST)
					⊙	<b>AP9005</b>	
330 d	09/06-	M57 D30 (306D3)	170	2993	∞	<b>4PK811 ELAST</b>	PS
					∞	<b>6PK1836</b>	ALT, WP, AC
					⊙	<b>VD1105</b>	
	01/09-06/12	N57 D30 A	180	2993	∞	<b>4PK811 ELAST</b>	MTR-CODE: M57 N2, PS
					∞	<b>6DPK1697</b>	MTR-CODE: N57, ALT, (AC), (ELECTR PS)
					∞	<b>6DPK1817</b>	MTR-CODE: N57, ALT, (AC), (-ELECTR PS)
					∞	<b>6PK1836</b>	MTR-CODE: M57 N2, ALT
					⊙	<b>VD1105</b>	MTR-CODE: M57 N2
330 d, 330 xd	09/05-06/12	M57 D30 (306D3)	170	2993	∞	<b>4PK811 ELAST</b>	PS
					∞	<b>6PK1836</b>	ALT, WP, AC
					⊙	<b>VD1105</b>	
					MS24	<b>MS24</b>	FOR ART-NO: VD1105, ⇨08/2008
330 i	01/05-08/07	N52 B30 A	190	2996	∞	<b>6PK1990</b>	ALT, PS, AC
					⊙	<b>AP9005</b>	
					⊙	<b>AP9021</b>	
	03/07-	N52 B30 A, N53 B30 A	200	2996	∞	<b>6PK1990</b>	ALT, PS, AC
					⊙	<b>AP9005</b>	
335 i	09/06-	N54 B30 A, N54 B30 B, N55 B30 A	225	2979	∞	<b>7PK1855</b>	ALT
M	03/07-	S65 B40 A	309	3999	∞	<b>6DPK1100</b>	AC, 05/2008⇨
					∞	<b>6PK1065</b>	AC, ⇨04/2008
					∞	<b>6PK1460</b>	ALT, WP
M3	03/07-	S65 B40 A	309	3999	∞	<b>6DPK1100</b>	AC, 05/2008⇨
					∞	<b>6PK1065</b>	AC, ⇨04/2008
					∞	<b>6PK1460</b>	ALT, WP
<b>3 (F30, F31, F32, F34, F35, F80, F82)</b>							
316 d	02/12-	N47 D20 C	85	1995	∞	<b>6PK1698</b>	ALT
316 i	10/12-	N13 B16 A	100	1598	∞	<b>6PK986</b>	ALT





ContiTech



**BMW**

**3 (F30, F31, F32, F34, F35, F80, F82)**

↔ 318 d, 318 d xDrive	02/12-	N47 D20 C	100-105	1995	∞	<b>6PK1698</b>	ALT
320 d, 320 d xDrive	10/11-	N47 D20 C, B47 D20 A	120-147	1995	∞	<b>6PK1698</b>	ALT
320 i	02/12-	N20 B20 A, N20 B20 B	135	1997	∞	<b>6PK1005</b>	ALT
325 d	03/13-	N47 D20 D	160	1995	∞	<b>6PK1698</b>	ALT
328 i	10/11-	N20 B20 A, N26 B20 A	180	1997	∞	<b>6PK1005</b>	ALT
330 d, 330 d xDrive	01/12-	N57 D30 A	190	2993	∞	<b>6PK1698</b>	ALT
335 d xDrive	07/13-	N57 D30 B	230	2993	∞	<b>6PK1698</b>	ALT
430 d	11/13-	N57 D30 A	190	2993	∞	<b>6PK1698</b>	ALT
435 d xDrive	11/13-	N57 D30 B	230	2993	∞	<b>6PK1698</b>	ALT

**5 (E28)**

520 i	06/81-12/87	M20 B20 (206EA)	92	1990	∞	<b>AVX10X825</b>	PS
					∞	<b>AVX10X950</b>	ALT, WP, FAN, ↔05/1983
					∞	<b>AVX10X965</b>	ALT, WP, FAN, 05/1983↔
					∞	<b>AVX13X800</b>	AC, 06/1983↔
					∞	<b>AVX13X825</b>	AC, ↔06/1983
					⚡	<b>CT520</b>	CA
					⚡	<b>CT520K1</b>	CA

**5 (E34)**

518 i	08/89-09/95	M43 B18 (184E2)	85	1796	∞	<b>AVX10X1013</b>	ALT
					∞	<b>AVX10X800</b>	PS
					∞	<b>AVX13X850</b>	AC
		M40 B18 (184E1)	83	1796	∞	<b>AVX10X1025</b>	ALT
					∞	<b>AVX10X800</b>	PS
					∞	<b>AVX13X855</b>	AC, ↔09/1991
					∞	<b>4PK855</b>	AC, 10/1991↔
					⚡	<b>CT589</b>	CA
					⚡	<b>CT589K1</b>	CA, ↔09/1991
					⚡	<b>CT589K2</b>	CA, 10/1991↔
520 i	01/88-08/91	M20 B20 (206KA)	95	1990	∞	<b>AVX10X825</b>	PS
					∞	<b>AVX10X983</b>	ALT, WP, FAN
					∞	<b>AVX13X800</b>	AC
					∞	<b>AVX13X825</b>	AC
					⚡	<b>CT520</b>	CA
					⚡	<b>CT520K1</b>	CA
520 i 24V	09/89-09/95	M50 B20 (206S1), M50 B20 (206S2)	110	1991	∞	<b>5PK890</b>	AC, ↔01/1992
					∞	<b>5PK906</b>	AC, 01/1992↔
					∞	<b>6PK1548</b>	ALT, 09/1990↔, ↔09/1991
					∞	<b>6PK1555</b>	ALT, 09/1991↔, ↔01/1994
					∞	<b>6PK1555K1</b>	ALT, 09/1991↔, ↔01/1994, (HYDR. TENS)
					∞	<b>6PK1555K2</b>	ALT, 09/1991↔, ↔01/1994, (MECH-TP)
					∞	<b>6PK1560</b>	ALT, ↔09/1990, FOR ALT: 80A, FOR ALT: 90A
					∞	<b>6PK1570</b>	ALT, ↔09/1990, FOR ALT: 115A, FOR ALT: 140A
525 i 24V	09/89-09/95	M50 B25 (256S2)	141	2494	∞	<b>5PK890</b>	AC, ↔01/1992
					∞	<b>5PK906</b>	AC, 01/1992↔
					∞	<b>6PK1555</b>	ALT, 09/1991↔
					∞	<b>6PK1555K1</b>	ALT, 09/1991↔, (HYDR. TENS)
					∞	<b>6PK1555K2</b>	ALT, 09/1991↔, (MECH-TP)
					∞	<b>6PK1560</b>	ALT, WP, PS, ↔09/1991
525 tds	09/91-09/95	M51 D25 (256T1)	105	2503	∞	<b>4PK780</b>	AC
					∞	<b>5PK1815</b>	ALT, WP
					⚡	<b>5PK1815D1</b>	ALT, WP
					⚡	<b>VD1025</b>	
					⚡	<b>MS22</b>	FOR ART-NO: VD1025

**5 (E39)**

520 d	02/00-06/03	M47 D20 (204D1)	100	1951	∞	<b>5PK2030</b>	ALT, WP
					∞	<b>5PK2030D1</b>	ALT, WP, AC
					∞	<b>5PK836</b>	AC





**BMW**

5 (E39)

					<b>MS11</b> <b>VD1030</b>	FOR ART-NO: VD1030
520 i	04/99-06/03	M52 B20 (206S3)	100	1991	<b>5PK865</b> <b>6PK1538</b> <b>6PK1538K1</b> <b>6PK1538K2</b>	AC ALT ALT, (MECH-TP) ALT, (HYDR. TENS)
	09/00-05/04	M54 B22 (226S1)	125	2171	<b>4PK863</b> <b>5PK865</b> <b>6PK1538</b> <b>6PK1538K1</b> <b>6PK1538K2</b>	AC, 09/2002⇔ AC, ⇔08/2002 ALT ALT, (MECH-TP) ALT, (HYDR. TENS)
	01/96-09/00	M52 B20 (206S3)	110	1991	<b>5PK865</b> <b>5PK906</b> <b>6PK1538</b> <b>6PK1538K1</b> <b>6PK1538K2</b> <b>6PK1555</b> <b>6PK1555K1</b> <b>6PK1555K2</b>	AC, 04/1998⇔ AC, ⇔03/1998 ALT, WP, 10/1998⇔ ALT, WP, 09/1998⇔, (MECH-TP) ALT, WP, 09/1998⇔, (HYDR. TENS) ALT, WP, FAN, PS, ⇔09/1998 ALT, WP, FAN, PS, ⇔09/1998, (HYDR. TENS) ALT, WP, FAN, PS, ⇔09/1998, (MECH-TP)
523 i	11/95-09/00	M52 B25 (256S3)	125	2494	<b>5PK865</b> <b>5PK906</b> <b>6PK1538</b> <b>6PK1538K1</b> <b>6PK1538K2</b> <b>6PK1555</b> <b>6PK1555K1</b> <b>6PK1555K2</b>	AC, 03/1998⇔ AC, ⇔02/1998 ALT, 09/1998⇔ ALT, 09/1998⇔, (MECH-TP) ALT, 09/1998⇔, (HYDR. TENS) ALT, ⇔09/1998 ALT, ⇔09/1998, (HYDR. TENS) ALT, ⇔09/1998, (MECH-TP)
525 d	02/00-05/04	M57 D25 (256D1)	120	2497	<b>5PK2060</b> <b>5PK813</b> <b>MS24</b>	ALT, WP, ⇔03/2003 AC, ⇔03/2003 FOR ART-NO: VD1027
525 i	09/00-05/04	M54 B25 (256S5)	141	2494	<b>4PK863</b> <b>5PK865</b> <b>6PK1538</b> <b>6PK1538K1</b> <b>6PK1538K2</b>	AC, 09/2002⇔ AC, ⇔08/2002 ALT ALT, (MECH-TP) ALT, (HYDR. TENS)
525 tds	01/96-05/04	M51 D25 (256T1)	105	2503	<b>4PK780</b> <b>5PK1815</b> <b>5PK1815D1</b> <b>5PK1850</b> <b>VD1025</b> <b>MS22</b>	AC ALT, WP, FOR ALT: 95A (MANL), ALT, FOR ALT: 95A, WP ALT, WP, FOR ALT: 140A FOR ART-NO: VD1025
528 i	11/95-09/00	M52 B28 (286S1), M52 B28 (286S2)	142	2793	<b>5PK865</b> <b>5PK906</b> <b>6PK1538</b> <b>6PK1538K1</b> <b>6PK1538K2</b> <b>6PK1555</b> <b>6PK1555K1</b> <b>6PK1555K2</b>	AC, 03/1998⇔ AC, ⇔02/1998 ALT, 09/1998⇔ ALT, 09/1998⇔, (MECH-TP) ALT, 09/1998⇔, (HYDR. TENS) ALT, ⇔09/1998 ALT, ⇔09/1998, (HYDR. TENS) ALT, ⇔09/1998, (MECH-TP)
530 d	08/98-05/04	M57 D30 (306D1)	135- 142	2926	<b>5PK2060</b> <b>5PK813</b> <b>MS24</b>	ALT, WP, ⇔03/2003 AC, ⇔03/2003 FOR ART-NO: VD1027
530 i	09/00-05/04	M54 B30 (306S3)	170	2979	<b>4PK863</b> <b>5PK865</b> <b>6PK1538</b> <b>6PK1538K1</b> <b>6PK1538K2</b>	AC, 09/2002⇔ AC, ⇔08/2002 ALT ALT, (MECH-TP) ALT, (HYDR. TENS)
540 i	04/96-06/03	M62 B44 (448S1), M62 B44 (448S2)	210	4398	<b>5PK1005</b> <b>7PK1629</b> <b>7PK1635</b>	AC ALT, ⇔09/1998 ALT, 10/1998⇔





ContiTech



**BMW**

5 (E60, E61)  
↔ 520 d

	07/05-	N47 D20 A, N47 D20 C, M47 D20 (204D4)	110-120	1995	<b>4PK860 ELAST</b> <b>6DPK1817</b> <b>6PK2080</b> <b>6PK2080K1</b> <b>VD1120</b> <b>VD1120</b> <b>MS44</b>	AC, MTR-CODE: M47 ALT, (AC), MTR-CODE: N47, ALT, MTR-CODE: N47 ALT, MTR-CODE: M47 ALT, MTR-CODE: M47 (E61) (E61 Facelift), MTR-CODE: M47N FOR ART-NO: VD1120
	09/07-	N47 D20 A, N47 D20 C	130	1995	<b>4PK860 ELAST</b> <b>6DPK1817</b> <b>6PK2080</b> <b>VD1120</b> <b>VD1120</b> <b>MS44</b>	AC, MTR-CODE: M47 ALT, MTR-CODE: N47 ALT, MTR-CODE: M47 (E60 Facelift), MTR-CODE: M47N (E60) FOR ART-NO: VD1120
520 i	07/03-03/10	M54 B22 (226S1)	125	2171	<b>4PK845</b> <b>6PK1538</b>	AC ALT
523 i	07/05-03/10	N52 B25 A, N53 B25 A	130-140	2497	<b>6PK1990</b> <b>AP9005</b> <b>AP9021</b>	ALT, PS, AC
525 d	06/04-	M57 D25 (256D2)	130	2497	<b>4PK850 ELAST</b> <b>4PK863</b> <b>4PK867 ELAST</b> <b>6PK2080</b> <b>6PK2160</b> <b>VD1105</b> <b>MS24</b>	AC, OE-NO 6455 7793608 AC, ↔09/2004, OE-NO 1128 7512762 AC, 09/2004↔, OE-NO 6455 7809801 ALT, (-LC) ALT, (LC) FOR ART-NO: VD1105
	12/04-	M57N 256 D4, M57 D30 (306D3)	120-145	2497-2993	<b>4PK850 ELAST</b> <b>4PK867 ELAST</b> <b>6PK2080</b> <b>6PK2160</b> <b>VD1105</b> <b>MS24</b>	AC, OE-NO 6455 7793608 AC, OE-NO 6455 7809801 ALT, (-LC) ALT, (LC) FOR ART-NO: VD1105
	12/04-03/10	M57 D25 (256D1), M57 D30 (306D3)	120-145	2497-2993	<b>4PK850 ELAST</b> <b>4PK867 ELAST</b> <b>6PK2080</b> <b>6PK2160</b> <b>VD1105</b> <b>MS24</b>	AC, OE-NO 6455 7793608 AC, 09/2004↔, OE-NO 6455 7809801 ALT, (-LC) ALT, (LC) FOR ART-NO: VD1105
525 i	09/03-03/10	M54 B25 (256S5)	141	2494	<b>4PK845</b> <b>6PK1538</b> <b>6PK1560</b>	AC ALT, (-LC) ALT, (LC)
	07/05-03/10	N52 B25 A	160	2497	<b>6PK1990</b> <b>AP9005</b> <b>AP9021</b>	ALT, PS, AC
530 d	07/03-03/10	M57 D30 (306D2)	160	2993	<b>4PK850 ELAST</b> <b>4PK850 ELAST</b> <b>4PK863</b> <b>4PK867 ELAST</b> <b>6PK2080</b> <b>6PK2160</b> <b>VD1105</b> <b>MS24</b>	AC, OE-NO 6455 7793608, (E60 M57N), 09/2004↔ AC, OE-NO 6455 7793608, (E60 LCI 530d), (E60 M57N2) AC, OE-NO 11287512762, (E60 M57N), ↔09/2004 AC, OE-NO 6455 7809801, (E60 LCI 530d), (E60 M57N2) ALT, (-LC) ALT, (LC) FOR ART-NO: VD1105, 04/2007↔
	07/03-	M57 D30 (306D3)	170-173	2993	<b>4PK850 ELAST</b> <b>4PK867 ELAST</b> <b>6PK2080</b> <b>6PK2080K1</b> <b>6PK2160</b> <b>VD1105</b> <b>MS24</b>	AC, OE-NO 6455 7793608 AC, OE-NO 6455 7809801 ALT, (-LC) ALT, (LC) ALT, (LC) FOR ART-NO: VD1105







BMW							
<b>5 (E60, E61)</b>							
↖ 530 i	07/03-03/10	M54 B30 (30653)	170	2979	∞	<b>4PK845</b>	AC
					∞	<b>6PK1538</b>	ALT
530 xd	07/05-03/10	M57 D30 (306D3)	170	2993	∞	<b>4PK850 ELAST</b>	AC, OE-NO 6455 7793608
					∞	<b>4PK867 ELAST</b>	AC, OE-NO 6455 7809801
					∞	<b>6PK2080</b>	ALT
					∞	<b>6PK2080K1</b>	ALT
					⊙	<b>VD1105</b>	
					📄	<b>MS24</b>	FOR ART-NO: VD1105
535 d	09/04-	M57 D30 (306D4)	200	2993	∞	<b>4PK850 ELAST</b>	AC, OE-NO 6455 7793608
					∞	<b>4PK860 ELAST</b>	AC, OE-NO 6455 7792851
					∞	<b>6PK2080</b>	ALT, (-LC)
					∞	<b>6PK2160</b>	ALT, (LC)
					⊙	<b>VD1105</b>	
					📄	<b>MS24</b>	FOR ART-NO: VD1105
<b>5 (F07)</b>							
530 d	10/09-	N57 D30 A	180	2993	∞	<b>6PK1698</b>	ALT, (ELECTR PS), 10/2010↔, ↔06/2012
					∞	<b>6PK2145</b>	ALT, (ELECTR PS), 10/2009↔, ↔06/2012
<b>5 (F07, F10, F11, F18)</b>							
518 d	01/13-	N47 D20 C	105	1995	∞	<b>6PK1698</b>	ALT
520 d, 520 d xDrive	03/10-	N47 D20 C	135	1995	∞	<b>6PK1698</b>	ALT
523 i	12/09-	N53 B30 A	150	2996	∞	<b>8PK1786</b>	ALT
525 d	02/10-	N57 D30 A	150	2993	∞	<b>7DPK1697</b>	ALT
					∞	<b>7DPK1884</b>	ALT, (DYNAMIC DRIVE)
525 d, 525 d xDrive	09/11-	N47 D20 D	160	1995	∞	<b>6PK1698</b>	ALT
535 d	02/12-	N57 D30 B	230	2993	∞	<b>6PK1698</b>	ALT
550 i, 550 i xDrive	05/12-	N63 B44 B	330	4395	∞	<b>7PK1647</b>	ALT
M 550 d xDrive	01/12-	N57 D30 C	280	2993	∞	<b>6PK2145</b>	ALT
<b>5 (F10, F18)</b>							
530 d	09/11-	N57 D30 A	190	2993	∞	<b>6PK1698</b>	ALT, (-LC)
	12/09-	N57 D30 A	180	2993	∞	<b>7DPK1697</b>	ALT
					∞	<b>7DPK1884</b>	ALT, (DYNAMIC DRIVE)
530 d xDrive	09/11-	N57 D30 A	190	2993	∞	<b>6PK2145</b>	ALT, (AC), (PS)
<b>5 (F11)</b>							
530 d	09/11-	N57 D30 A	190	2993	∞	<b>6PK1698</b>	ALT, (-LC)
	09/10-	N57 D30 A	180	2993	∞	<b>7DPK1697</b>	ALT
					∞	<b>7DPK1884</b>	ALT, (DYNAMIC DRIVE)
530 d xDrive	09/11-	N57 D30 A	190	2993	∞	<b>6PK2145</b>	ALT
<b>5 Touring (E34)</b>							
520 i	11/91-01/97	M50 B20 (206S1), M50 B20 (206S2)	110	1991	∞	<b>5PK890</b>	AC, ↔01/1992
					∞	<b>5PK906</b>	AC, 01/1992↔
					∞	<b>6PK1555</b>	ALT, WP, PS
					∞	<b>6PK1555K1</b>	ALT, WP, PS, (HYDR. TENS)
					∞	<b>6PK1555K2</b>	ALT, WP, PS, (MECH-TP)
<b>6 (E63)</b>							
630 i	09/04-	N52 B30 A	190	2996	∞	<b>6PK1990</b>	ALT, PS, AC
					⊙	<b>AP9005</b>	
					⊙	<b>AP9021</b>	
645 Ci	01/04-	N62 B44 A	245	4398	∞	<b>4PK844 ELAST</b>	AC
					∞	<b>6PK1548</b>	ALT
<b>7 (E38)</b>							
728 iL	08/95-11/01	M52 B28 (286S1), M52 B28 (286S2)	142	2793	∞	<b>5PK865</b>	AC, 04/1998↔
					∞	<b>5PK890</b>	AC, ↔02/1996
					∞	<b>5PK900</b>	AC, 02/1996↔, ↔03/1998
					∞	<b>6PK1538</b>	ALT, 09/1998↔
					∞	<b>6PK1538K1</b>	ALT, 09/1998↔, (MECH-TP)
					∞	<b>6PK1538K2</b>	ALT, 09/1998↔, (HYDR. TENS)
					∞	<b>6PK1555</b>	ALT, ↔09/1998
					∞	<b>6PK1555K1</b>	ALT, ↔09/1998, (HYDR. TENS)
					∞	<b>6PK1555K2</b>	ALT, ↔09/1998, (MECH-TP)
735 iL	01/96-11/01	M62 B35 (358S1)	173	3498	∞	<b>5PK1005</b>	AC
					∞	<b>7PK1629</b>	ALT, 08/1997↔, ↔09/1998
					∞	<b>7PK1635</b>	ALT, 09/1998↔







BMW							
<b>X3 (E83)</b>							
						<b>MS24</b>	FOR ART-NO: VD1105
3.0 i xDrive	01/04-	M54 B30 (306S3)	170	2979		<b>VD1105</b>	
						<b>MS24</b>	FOR ART-NO: VD1105
						<b>4PK863</b>	AC
						<b>6PK1538</b>	ALT, WP
3.0 sd	09/06-	M57 D30 (306D5)	210	2993		<b>4PK860 ELAST</b>	AC, OE-NO 6455 7792851
						<b>4PK867 ELAST</b>	AC, OE-NO 6455 7809801
						<b>6PK2065</b>	ALT
						<b>VD1105</b>	
						<b>MS24</b>	FOR ART-NO: VD1105
xDrive 18 d, xDrive 20 d	09/08-	N47 D20 C	105-130	1995		<b>6DPK1817</b>	ALT
xDrive 30 d	09/08-	M57 D30 (306D3)	160	2993		<b>4PK860 ELAST</b>	AC
						<b>6PK2065</b>	ALT
						<b>VD1105</b>	
<b>X3 (F25)</b>							
xDrive 20 d, xDrive 30 d, xDrive 35 d	09/10-	N47 D20 C, N57 D30 A, N57 D30 B	120-230	1995		<b>6PK1698</b>	ALT
xDrive 20 i	09/11-	N20 B20 A	135	1997		<b>6PK1005</b>	ALT
<b>X5 (E53)</b>							
3.0 d	05/01-12/03	M57 D30 (306D1)	135	2925		<b>5PK2020</b>	ALT, WP, (AUTOM)
						<b>5PK2060</b>	ALT, WP, (MANL)
						<b>5PK813</b>	AC
						<b>MS24</b>	FOR ART-NO: VD1027
	12/03-12/06	M57 D30 (306D2)	160	2993		<b>4PK860 ELAST</b>	AC, 10/2004⇨
						<b>4PK885</b>	AC, ⇨09/2004
						<b>6PK2080</b>	ALT
						<b>6PK2080K1</b>	ALT
						<b>VD1105</b>	
						<b>MS24</b>	FOR ART-NO: VD1105
3.0 i	05/00-12/06	M54 B30 (306S3)	170	2979		<b>4PK863</b>	AC, 10/2002⇨
						<b>5PK865</b>	AC, ⇨09/2002
						<b>6PK1538</b>	ALT
						<b>6PK1538K2</b>	ALT, (HYDR. TENS)
4.4 i	05/00-12/03	M62 B44 (448S2)	210	4398		<b>5PK1025</b>	AC
						<b>7PK1635</b>	ALT, WP
	12/03-09/06	N62 B44, N62 B44 A	235	4398		<b>4PK860</b>	AC
						<b>6PK1548</b>	
<b>X5 (E70)</b>							
3.0 d, 3.0 sd	02/07-02/09	M57 D30 (306D3)	173-210	2993		<b>4PK867 ELAST</b>	AC
						<b>6PK1893</b>	ALT
						<b>VD1105</b>	
						<b>MS24</b>	FOR ART-NO: VD1105
xDrive 30 d	09/10-06/13	N57 D30 A	180	2993		<b>7DPK1884</b>	ALT, (AC), (PS), (Facelift)
xDrive 30 d, xDrive 35 d	09/08-06/13	N57 D30 A, M57 D30 (306D5)	173-210	2993		<b>4PK867 ELAST</b>	AC
						<b>6PK1893</b>	ALT
						<b>VD1105</b>	
xDrive 40 d	09/10-06/13	N57 D30 B	225	2993		<b>7DPK1884</b>	ALT
<b>X5 (F15, F85)</b>							
M 50 d	07/13-	N57 D30 C	280	2993		<b>6PK1698</b>	ALT
sDrive 25 d	11/13-	N47 D20 D	160	1995		<b>6PK1698</b>	ALT
xDrive 25 d, xDrive 30 d	07/13-	N47 D20 D, N57 D30 A	160-190	1995-2993		<b>6PK1698</b>	ALT
<b>X6 (E71, E72)</b>							
xDrive 30 d	09/08-	N57 D30 A	173-180	2993		<b>4PK867 ELAST</b>	AC
						<b>6PK1893</b>	ALT
						<b>VD1105</b>	
xDrive 35 d	09/08-	M57 D30 (306D5)	210	2993		<b>4PK867 ELAST</b>	AC
						<b>6PK1893</b>	ALT
						<b>VD1105</b>	
						<b>MS24</b>	FOR ART-NO: VD1105
xDrive 35 i	09/08-	N54 B30 A, N55	225	2979		<b>8DPK1827</b>	ALT, ⇨01/2011





ContiTech



**BMW**

**X6 (E71, E72)**

		B30 A				<b>8DPK1833</b>	ALT, 01/2011⇨
--	--	-------	--	--	--	-----------------	---------------

**Z3 (E36)**

1.8	10/95-10/98	M43 B18 (184E2)	85	1796	 	<b>4PK890</b> <b>4PK890K1</b>	AC AC
					 	<b>6PK1733</b> <b>6PK1733K2</b>	ALT, PS ALT, PS
1.9	07/98-01/03	M43 B19 (194E1)	87	1895	 	<b>4PK890</b> <b>4PK890K1</b>	AC AC
					 	<b>6PK1733</b> <b>6PK1733K2</b>	ALT ALT
	10/95-03/99	M44 B19 (194S1)	103	1895	 	<b>4PK890</b> <b>4PK890K1</b>	AC AC
					 	<b>6PK1733</b> <b>6PK1733K2</b>	ALT, PS ALT, PS
2.0	04/99-01/03	M52 B20 (206S4)	110	1991	 	<b>5PK906</b> <b>6PK1538</b>	AC ALT, PS
						<b>6PK1538K1</b>	ALT, PS
2.2	08/00-01/03	M54 B22 (226S1)	125	2171	 	<b>5PK865</b> <b>6PK1538</b>	AC ALT
						<b>6PK1538K1</b>	ALT
2.8	04/97-06/00	M52 B28 (286S1)	141	2793	 	<b>5PK906</b> <b>6PK1538</b>	AC ALT, WP, 09/1998⇨
						<b>6PK1555</b>	ALT, WP, ⇨09/1998

**Z4 (E85)**

2.0 i	04/05-	N46 B20 A, N46 B20 B	110	1995	  	<b>6PK1635</b> <b>6PK1870</b> <b>6PK1870K1</b>	ALT, (-AC) ALT, (AC) ALT, (AC)
					 	<b>AP9005</b> <b>AP9008</b> <b>AP9021</b>	
2.2 i	10/03-	M54 B22 (226S1)	125	2171	 	<b>4PK863</b> <b>6PK1453</b>	AC ALT, WP
2.5 i	02/03-	M54 B25 (256S5)	141	2494	 	<b>4PK863</b> <b>6PK1453</b>	AC ALT, WP
3.0 i	02/03-	M54 B30 (306S3)	170	2979	 	<b>4PK863</b> <b>6PK1453</b>	AC ALT, WP

**Z4 (E89)**

sDrive 20 i	09/11-	N20 B20 A	135	1997		<b>6PK1005</b>	ALT
sDrive 23 i	05/09-	N52 B25 A	150	2497		<b>6PK1830</b>	ALT

**Z4 Coupe (E86)**

3.0 si	03/06-	N52 B30 A	195	2996	 	<b>6PK1830</b> <b>AP9005</b>	ALT, PS, AC
--------	--------	-----------	-----	------	------	---------------------------------	-------------

**BMW MOTORCYCLES**

**R 1200**

R 1200 GS Adventure	01/13-		81	1170		<b>4PK592 ELAST</b>	ALT, OE-NO 12317690571, MODEL '08⇨
---------------------	--------	--	----	------	--	---------------------	------------------------------------

**CHEVROLET**

**AVEO (T250, T255)**

1.2	03/06-12/07	F12S3, LY4	53	1150	  	<b>4PK665</b> <b>4PK836</b> <b>4PK950</b>	ALT PS, (-AC) AC
					 	<b>CT1008</b> <b>CT1008K2</b>	CA CA
	04/08-	B12D1, LMU	62	1206	 	<b>4PK841</b> <b>4PK962</b>	ALT AC, (PS)
1.2, 1.2 LPG	01/08-	B12D1, LMU	62	1206	 	<b>4PK830</b> <b>4PK841</b> <b>4PK962</b>	PS, (-AC) ALT PS, (AC)
1.4	03/06-12/07	F14D3, L14	69	1399	 	<b>6PK1873</b> <b>6PK884</b>	ALT, (PS), (AC) ALT, (-PS), (-AC)
						<b>CT887</b>	CA





**CHEVROLET**

**AVEO (T250, T255)**

↔						<b>CT887K1</b>	CA
						<b>CT887WP2</b>	CA
	04/08-	F14D4, A 14 XER, LDT	74	1399		<b>4PK643 ELAST</b>	PS
						<b>5PK1450</b>	ALT, (AC)
						<b>5PK1570</b>	ALT, (AC)
						<b>CT1077</b>	CA
						<b>CT1077K1</b>	CA
						<b>CT1077WP1</b>	CA
1.5	05/05-	F15S3, LX6	62	1498		<b>6PK1873</b>	ALT, (PS)
						<b>6PK884</b>	ALT, (AC), (-PS)
						<b>CT874</b>	CA
						<b>CT874K1</b>	CA

**AVEO (T300)**

1.2	03/11-	A 12 XEL	51	1229		<b>6PK1210</b>	ALT, (AC), (ELECTR PS)
						<b>6PK1380</b>	ALT, (AC), (ELECTR PS), (PARTIC. FILTR)
						<b>6PK1400</b>	ALT, (AC), (ELECTR PS), (-PARTICL FILTER)
						<b>6PK1698</b>	ALT, (AC), (-ELECTR PS)
						<b>6PK1795</b>	ALT, (AC), (-ELECTR PS)
		A 12 XER	63	1229		<b>6PK1210</b>	ALT, (AC), (ELECTR PS)
						<b>6PK1698</b>	ALT, (AC), (PS)
						<b>6PK1795</b>	ALT, (AC), (PS), (-PARTICL FILTER)
1.3 D	07/11-	LDV	55	1248		<b>6PK1217</b>	ALT, (PS)
		LSF	70	1248		<b>6PK1217</b>	ALT, (ELECTR PS)
1.4	03/11-	A 14 XER	74	1398		<b>6PK1210</b>	ALT, (AC), (ELECTR PS)
						<b>6PK1698</b>	ALT, (AC), (PS)
						<b>6PK1795</b>	ALT, (AC), (-PARTICL FILTER), (PS)
1.6	03/11-	F16D4	85	1598		<b>4PK643 ELAST</b>	PS
						<b>6PK1453</b>	ALT, (AC)
						<b>6PK1555</b>	ALT, (AC)
						<b>CT1077</b>	CA
						<b>CT1077K1</b>	CA
						<b>CT1077WP1</b>	CA

**BERETTA Coupe (1\_37)**

3.1 LT	10/92-09/93	LHO	103	3135		<b>6PK1560</b>	ALT, (AC)
						<b>6PK1795</b>	ALT, (AC), FOR ALT: 105A
						<b>6PK1805</b>	ALT, (AC), FOR ALT: 100A

**CAPTIVA (C100, C140)**

2.0 D, 2.0 D 4WD	10/06-	Z 20 S	93-110	1991		<b>6PK2065</b>	ALT
						<b>CT1121</b>	CA
						<b>CT1121K1</b>	CA
						<b>AP9060</b>	
2.4, 2.4 4WD	06/06-	Z 24 SED	100	2405		<b>6PK1893</b>	ALT, (AC)
						<b>CT924</b>	CA
						<b>CT924K1</b>	CA
						<b>CT924WP1</b>	CA
3.2 4WD	06/06-	10 HM	169	3195		<b>6PK2404</b>	ALT

**CRUZE (J300, J305, J308)**

1.4	06/12-	LUJ	103	1362		<b>5PK1397</b>	ALT
1.6	05/09-	F16D4, LDE	83-91	1598		<b>4PK643 ELAST</b>	PS
						<b>6PK1453</b>	ALT, (AC)
						<b>6PK1555</b>	ALT, (AC)
						<b>CT1077</b>	CA
						<b>CT1077K1</b>	CA
						<b>CT1077WP1</b>	CA
		F16D3, LXV, LXT	80	1598		<b>CT887</b>	CA
						<b>CT887K1</b>	CA
						<b>CT887WP2</b>	CA
1.7 D, 1.7 TD	01/12-	LUD	96	1686		<b>6PK1244</b>	ALT, (AC)
						<b>6PK1720</b>	ALT, (AC)
1.8	05/09-	2H0, F18D4	104	1796		<b>4PK643 ELAST</b>	PS
						<b>6PK1453</b>	ALT, (AC)
						<b>6PK1555</b>	ALT, (AC)





ContiTech



# CHEVROLET

CRUZE (J300, J305, J308)



2.0 CDI	05/09-	Z 20 S1, Z 20 DMH	110	1991	  	<b>CT1077</b> <b>CT1077K1</b> <b>CT1077WP1</b>	CA CA CA
					  	<b>6PK2094</b> <b>CT1121</b> <b>CT1121K1</b>	ALT, (AC), ASIA CA CA

EPICA (KL1\_)

2.0	06/06-	X 20 D1	105	1993	  	<b>6PK1836</b> <b>CT870</b> <b>CT870K1</b>	ALT CA CA
2.0 D	01/07-	Z 20 S	110	1991	   	<b>6PK2094</b> <b>CT1121</b> <b>CT1121K1</b> <b>AP9060</b>	ALT, (AC), ASIA CA CA
2.5	06/06-	LF4	115	2492		<b>6PK1836</b>	ALT

EVANDA

2.0	03/05-	X 20 SED	96	1998	   	<b>6PK1725</b> <b>6PK1893</b> <b>CT870</b> <b>CT870K1</b>	ALT, (-AC) ALT, (AC) CA CA
-----	--------	----------	----	------	--------------	--	-------------------------------------

KALOS

1.2	03/05-	B12S1	53	1150	    	<b>4PK665</b> <b>4PK665</b> <b>4PK950</b> <b>CT1008</b> <b>CT1008K2</b>	ALT, (-PS) AC ALT, (PS) CA CA
1.4	03/05-	F14S3	61	1399	    	<b>6PK1873</b> <b>6PK884</b> <b>CT874</b> <b>CT874K1</b> <b>CT874WP5</b>	ALT, (AC) ALT, (-AC) CA CA CA
1.4 16V	03/05-	F14D3	69	1399	   	<b>6PK1873</b> <b>CT887</b> <b>CT887K1</b> <b>CT887WP2</b>	ALT CA CA CA

KALOS Saloon

1.4 16V	03/05-	F14D3	69	1399	   	<b>6PK1873</b> <b>CT887</b> <b>CT887K1</b> <b>CT887WP2</b>	ALT CA CA CA
---------	--------	-------	----	------	--------------	---	-----------------------

LACETTI (J200)

1.4 16V	03/05-	F14D3	70	1399	   	<b>6PK1873</b> <b>CT887</b> <b>CT887K1</b> <b>CT887WP2</b>	ALT CA CA CA
1.6	03/05-	F16D3	80	1598	   	<b>6PK1873</b> <b>CT887</b> <b>CT887K1</b> <b>CT887WP2</b>	CA CA CA CA
2.0 D	01/07-	Z 20 DM	89	1991	   	<b>6PK2094</b> <b>CT1121</b> <b>CT1121K1</b> <b>AP9060</b>	ALT, (AC), ASIA CA CA

LACETTI Estate (J200)

1.6	03/05-	F16D3	80	1598	   	<b>6PK1873</b> <b>CT887</b> <b>CT887K1</b> <b>CT887WP2</b>	ALT CA CA CA
-----	--------	-------	----	------	--------------	---	-----------------------

LANOS Saloon

1.5	11/05-	A15SMS	63	1498	  	<b>AVX13X850</b> <b>5PK875</b> <b>5PK970</b>	AC ALT, (-PS) ALT, (PS)
-----	--------	--------	----	------	----------	--	-------------------------------





# CHEVROLET

LANOS Saloon							
						<b>CT874</b>	CA
						<b>CT874K1</b>	CA
MATIZ (M200, M250)							
0.8	03/05-	F8CV	38	796		<b>3PK670</b>	ALT, (-PS), (-AC), MTR-CODE: F8CV
						<b>4PK665</b>	ALT, (PS), (-AC), MTR-CODE: F8CV
						<b>4PK735</b>	ALT, (-PS), (AC), MTR-CODE: F8CV
						<b>4PK910</b>	ALT, (PS), (AC), MTR-CODE: F8CV
						<b>CT910</b>	CA
						<b>CT910K1</b>	CA
0.8 LPG	03/05-	F8CV	38	796		<b>3PK670</b>	ALT
						<b>4PK735</b>	AC, (-PS)
						<b>4PK790</b>	PS, (-AC)
						<b>4PK910</b>	PS, (AC)
						<b>CT910</b>	CA
						<b>CT910K1</b>	CA
1.0	03/05-	B10S	47	995		<b>4PK665</b>	ALT
						<b>4PK950</b>	PS
						<b>CT1008</b>	CA
						<b>CT1008K2</b>	CA
1.0, 1.0 LPG	03/05-	B10S1	49	995		<b>4PK665</b>	ALT
						<b>4PK665</b>	AC, (-PS)
						<b>4PK715</b>	PS, (-AC)
						<b>4PK954</b>	PS, (AC)
						<b>CT1008</b>	CA
						<b>CT1008K2</b>	CA
NIVA							
1.7 4x4	09/02-		59	1690		<b>5PK1885</b>	ALT
NUBIRA Estate							
1.6	03/05-	F16D3	80	1598		<b>6PK1873</b>	ALT
						<b>CT887</b>	CA
						<b>CT887K1</b>	CA
						<b>CT887WP2</b>	CA
1.8	03/05-	F18D3, T18SED	89-90	1796-1799		<b>6PK1873</b>	ALT, MTR-CODE: F18D3
						<b>6PK1893</b>	ALT, MTR-CODE: T18SED
						<b>CT870</b>	CA, MTR-CODE: T18SED
						<b>CT870K1</b>	CA, MTR-CODE: T18SED
						<b>CT975</b>	CA, MTR-CODE: F18D3
						<b>CT975K3</b>	CA, MTR-CODE: F18D3
2.0 D	01/07-	Z 20 S, Z 20 DM	89	1991		<b>6PK2094</b>	ALT, (AC), ASIA
						<b>CT1121</b>	CA
						<b>CT1121K1</b>	CA
						<b>AP9060</b>	
ORLANDO (J309)							
1.4	06/12-	LUJ	103	1362		<b>5PK1397</b>	ALT
1.8	02/11-	2H0, F18D4	104	1796		<b>4PK643 ELAST</b>	PS
						<b>6PK1453</b>	ALT, (AC)
						<b>6PK1555</b>	ALT, (AC)
						<b>CT1077</b>	CA
						<b>CT1077K1</b>	CA
						<b>CT1077WP1</b>	CA
REZZO							
1.6	03/05-	A16DMS	77-79	1598		<b>6PK1873</b>	ALT
						<b>CT887</b>	CA
						<b>CT887K1</b>	CA
						<b>CT887WP2</b>	CA
2.0	03/05-	T20SED	89	1998		<b>6PK1725</b>	ALT, (AC)
						<b>6PK1893</b>	ALT, (AC)
						<b>CT870</b>	CA
						<b>CT870K1</b>	CA
SPARK							
0.8	05/05-	F8CV	37	796		<b>3PK670</b>	ALT
						<b>4PK665</b>	PS, (-AC)

CHEVROLET



ContiTech



## CHEVROLET

<b>SPARK</b>																				
												<b>4PK735</b>	AC, (-PS)							
												<b>4PK910</b>	PS, (AC)							
												<b>CT910</b>	CA							
												<b>CT910K1</b>	CA							
<b>SPARK (M300)</b>																				
1.0	03/10-	B10D1	50	995			<b>6PK1873</b>	ALT												
1.0 LPG	03/10-	B10D1	48-50	995			<b>4PK841</b>	ALT, (-AC)												
							<b>4PK962</b>	AC, (PS)												
1.2	03/10-	B12D1, LMU	60	1206			<b>4PK830</b>	PS, (-AC)												
							<b>4PK841</b>	ALT												
							<b>4PK962</b>	AC, (PS)												
<b>TRAX</b>																				
1.4 AWD	12/12-	LUJ	103	1364			<b>6PK1380</b>	ALT												
1.6	12/12-	F16D4, LDE	85	1598			<b>6PK1453</b>	ALT, (-AC)												
1.7 TD AWD	12/12-	LUD	96	1686			<b>6PK1244</b>	ALT, (-AC)												
							<b>6PK1685</b>	ALT, (AC)												
							<b>CT1178</b>	CA												
1.8	03/13-	2H0, F18D4	103	1796			<b>4PK643 ELAST</b>	PS												
							<b>6PK1453</b>	ALT, (-AC)												

## CHRYSLER

<b>300 C (LX), 300 C Touring (LX)</b>													
3.0 CRD	09/05-11/12	EXL	160	2987			<b>7PK2035</b>	ALT, (AC)					
							<b>AP9075</b>						
<b>300 M (LR)</b>													
2.7 V6 24V	08/00-09/04	EER	150	2736			<b>6PK1060</b>	AC					
							<b>6PK1570</b>	ALT					
<b>GRAND VOYAGER V (RT)</b>													
2.8 CRD	10/07-	ENS	120	2768-2777			<b>6PK1740</b>	ALT					
<b>NEON (PL)</b>													
2.0 16V	05/94-08/99	420H	98	1996			<b>AVX10X1050</b>	PS					
							<b>AVX10X1215</b>	PS, AC					
							<b>4PK850</b>	ALT					
							<b>CT1108</b>	CA, CAMSHFT: DOHC					
							<b>CT1111</b>	CA, CAMSHFT: SOHC/OHC					
<b>NEON II</b>													
2.0 16V	08/99-12/06	420H, ECB	98	1996			<b>4PK1125</b>	PS, (-AC)					
							<b>4PK1310</b>	PS, AC					
							<b>4PK850</b>	ALT					
							<b>CT1108</b>	CA, CAMSHFT: DOHC					
							<b>CT1111</b>	CA, CAMSHFT: SOHC/OHC, MTR-CODE: ECB					
<b>PT CRUISER (PT_)</b>													
1.6	11/01-12/10	EJD	85	1598			<b>6PK1440</b>	ALT, (AC)					
							<b>6PK884</b>	ALT, (-AC)					
2.0	06/00-12/10	ECC	104	1996			<b>4PK1125</b>	PS, (-AC)					
							<b>4PK1310</b>	PS, AC					
							<b>4PK850</b>	ALT					
							<b>CT1108</b>	CA, CAMSHFT: DOHC					
							<b>CT1111</b>	CA, CAMSHFT: SOHC/OHC					
2.2 CRD	03/02-12/10	EDJ	89	2148			<b>6PK1600</b>	ALT					
							<b>AP9010</b>						
2.4	06/00-12/10	EDZ	110	2429			<b>4PK1290</b>	PS, (-AC), 07/2002⇄, MODEL '03⇄					
							<b>4PK1310</b>	PS, (-AC), ⇄06/2002, ⇄MODEL '02					
							<b>4PK1390</b>	PS, (AC), 07/2002⇄, MODEL '03⇄					
							<b>4PK875</b>	ALT					
							<b>CT1144</b>	CA					
<b>SEBRING (JS)</b>													
2.0 CRD	07/07-12/10	ECD	103	1968			<b>6PK1733</b>	ALT					
							<b>CT1051</b>	CA					
							<b>CT1051K1</b>	CA					
							<b>CT1051WP1</b>	CA					







CHRYSLER						
<b>STRATUS (JA)</b> ↔ 2.0 16V	12/95-04/01	ECB	98	1996	∞ ∞ ▲▲ ▲▲	<b>4PK895</b> PS <b>6PK1345</b> ALT <b>CT1108</b> CA, CAMSHFT: DOHC, ⇨09/2000 <b>CT1111</b> CA, CAMSHFT: SOHC/OHC
<b>VOYAGER II (ES)</b> 2.5 i	01/91-09/95	K00	72	2501	∞ ∞ ∞ ∞ ∞ ▲▲	<b>AVX10X1090</b> PS <b>AVX10X1200</b> AIRP <b>AVX10X1200</b> AC <b>AVX10X838</b> PS, (AC) <b>4PK975</b> ALT, 01/1989⇨ <b>CT773</b> CA, 01/1989⇨
<b>VOYAGER III (GS)</b> 2.0 i	01/95-03/01	C00	98	1995	∞ ∞ ▲▲ ▲▲	<b>4PK895</b> PS <b>6PK1413</b> ALT, AC <b>CT1108</b> CA, CAMSHFT: DOHC <b>CT1111</b> CA, CAMSHFT: SOHC/OHC
2.4 i	01/95-03/01	B00	111	2429	∞ ∞ ∞ ▲▲	<b>4PK905</b> PS <b>6PK1045</b> ALT <b>6PK1420</b> ALT, AC <b>CT1144</b> CA
2.5 TD	01/95-03/01	425 CLIRS/X, ENC	85	2499	∞ ∞ ∞ ∞	<b>3PK960</b> WP, 01/1996⇨, ⇨12/1998 <b>5PK1200</b> ALT, ⇨12/1995 <b>5PK790</b> PS, ⇨12/1995 <b>6PK2050</b> ALT, 01/1999⇨ <b>7PK1400</b> ALT, PS, AC, 01/1996⇨, ⇨12/1998
3.3 i	01/95-03/01	R00	116	3301	∞ ∞	<b>6PK2460</b> ALT, (AC) <b>6PK2510</b> ALT, (AC)
<b>VOYAGER IV (RG, RS)</b> 2.4	02/00-12/08	EDZ	108	2429	∞ ∞ ∞ ▲▲	<b>4PK900</b> PS, MODEL '04⇨ <b>4PK905</b> PS, ⇨MODEL '03 <b>6PK1250</b> ALT <b>CT1144</b> CA
2.5 CRD	02/00-12/08	ENC	105	2499	∞ ∞ ▲▲ ▲▲	<b>4PK906 ELAST</b> PS <b>6PK1420</b> ALT, AC <b>CT1123</b> CA <b>CT1123K1</b> CA
2.8 CRD	06/04-12/08	ENR	110	2776	∞ ∞ ▲▲ ▲▲	<b>4PK906 ELAST</b> PS, MTR-CODE: ENR <b>6PK1420</b> ALT <b>CT1123</b> CA <b>CT1123K1</b> CA
3.3	02/00-12/08	EGA	128	3301	∞	<b>6PK2460</b> ALT, PS, AC

CITROËN						
<b>2 CV</b> 6	02/70-07/90	A06/635, A06/664	20-21	602	∞	<b>AVX10X750</b> ALT
<b>AX (ZA- )</b> 10	09/86-06/92	C1A	32	954	∞ ∞ ∞ ▲▲ ▲▲	<b>AVX10X710</b> ALT <b>4PK1028</b> ALT, AC, ⇨04/1991, ⇨ORG-NO 05283 <b>5PK1020</b> ALT, AC, 05/1991⇨, ORG-NO 05284⇨ <b>CT718</b> CA <b>CT718K1</b> CA
	07/86-12/98	CDY (TU9M)	33	954	∞ ∞ ∞ ▲▲ ▲▲ ▲▲	<b>AVX10X710</b> ALT <b>4PK1028</b> ALT, AC, ⇨04/1991, ⇨ORG-NO 05283 <b>5PK1020</b> ALT, AC, 05/1991⇨, ORG-NO 05284⇨ <b>CT718</b> CA <b>CT718K1</b> CA <b>CT718WP1</b> CA
	02/87-12/98	CDZ (TU9M)	37	954	∞ ∞ ▲▲ ▲▲	<b>AVX10X710</b> ALT <b>5PK1020</b> ALT, AC <b>CT718</b> CA <b>CT718K1</b> CA

CITROËN





ContiTech



**CITROËN**

AX (ZA-)



11	09/86-12/97	H1B, H1A, HDZ (TU1M)	40-44	1124	<b>CT718WP1</b> CA <b>AVX10X710</b> ALT <b>4PK1028</b> ALT, AC, ⇨04/1991, ⇨ORG-NO 05283 <b>5PK1020</b> ALT, AC, 05/1991⇨, ORG-NO 05284⇨ <b>CT718</b> CA <b>CT718K1</b> CA <b>CT718WP1</b> CA
14	01/88-12/92	K2A, K2B	62	1360	<b>AVX10X710</b> ALT, (AC) <b>4PK1020</b> ALT, (AC), ⇨ORG-NO 05283 <b>5PK1020</b> ALT, (AC), ORG-NO 05284⇨ <b>CT607</b> CA <b>CT607K1</b> CA
	04/87-04/97	KDZ (TU3M/Z), KDY (TU3FM), KDX (TU3M/Z), KDY (TU3M)	55	1360	<b>AVX10X710</b> ALT <b>4PK1028</b> ALT, AC <b>5PK1020</b> ALT, AC <b>CT607</b> CA <b>CT607K1</b> CA, MTR-CODE: TU3M <b>CT607WP1</b> CA, MTR-CODE: TU3M, ⇨01/1993 <b>CT744</b> CA, MTR-CODE: TU3F <b>CT744K1</b> CA, MTR-CODE: TU3FM <b>CT744WP1</b> CA, MTR-CODE: TU3FM
14 D	09/88-12/97	K9A (TUD3), K9Y (TUD3Y)	37-38	1360	<b>AVX10X700</b> ALT, OE-NO 5750.F5 <b>5PK690</b> ALT, OE-NO 5750.TX <b>CT710</b> CA <b>CT710K1</b> CA
15 D	08/94-12/97	VJZ (TUD5)	43	1527	<b>5PK775</b> ALT <b>5PK962</b> ALT, PS <b>CT906</b> CA <b>CT906K1</b> CA <b>CT906WP1</b> CA <b>VD1085</b> ⇨ORG-NO 07665, ONLY WITH 0320.P5 <b>VD1085</b> ORG-NO 07666⇨ <b>MS15</b> FOR ART-NO: VD1085

**BERLINGO (B9)**

1.6	04/08-	NFR (TU5JP4B)	66	1587	<b>6PK1205</b> ALT, (AC) <b>6PK1698</b> ALT, (AC) <b>CT1065</b> CA <b>CT1065K3</b> CA <b>CT1065WP2</b> CA
		NFU (TU5JP4)	80	1587	<b>6PK1205</b> ALT, (AC) <b>6PK1698</b> ALT, (AC) <b>CT1065</b> CA <b>CT1065K3</b> CA <b>CT1065WP2</b> CA <b>VD1100</b> MTR-CODE: TU5JP4, (M59)
1.6 HDi 110	04/08-	9HZ (DV6TED4)	80	1560	<b>6PK800</b> ALT, (AC) <b>6PK976</b> ALT, (AC) <b>6PK976K1</b> ALT, (AC) <b>CT1092</b> CA <b>CT1092K1</b> CA <b>CT1092WP1</b> CA <b>AP9013</b> <b>AP9019</b> <b>AP9023</b> <b>AP9040</b> <b>AP9042</b> <b>VD1096</b> <b>MS08</b> FOR ART-NO: VD1096
	07/10-	9HR (DV6C), 9HL (DV6C)	82	1560	<b>6PK800</b> ALT, (AC), (-START-STOP) <b>6PK976</b> ALT, (AC), (-START-STOP) <b>6PK976K1</b> ALT, (AC), (-START-STOP)





CITROËN					
BERLINGO (B9)					
					<b>CT1162</b> CA <b>CT1162K1</b> CA <b>CT1162WP1</b> CA <b>AP9019</b> <b>VD1096</b> <b>MS08</b> FOR ART-NO: VD1096
1.6 HDi 115	07/10-	9HR (DV6C)	84	1560	<b>6PK800</b> ALT, (-AC), (-START-STOP) <b>6PK976</b> ALT, (AC), (-START-STOP) <b>6PK976K1</b> ALT, (AC), (-START-STOP) <b>CT1162</b> CA <b>CT1162K1</b> CA <b>CT1162WP1</b> CA <b>VD1096</b> <b>MS08</b> FOR ART-NO: VD1096
1.6 HDi 75	04/08-	9HT (DV6BTED4)	55	1560	<b>6PK1360</b> ALT, (AC) <b>6PK1710</b> ALT, (AC) <b>6PK1710K1</b> ALT, (AC) <b>CT1092</b> CA <b>CT1092K1</b> CA <b>CT1092WP1</b> CA <b>AP9013</b> <b>AP9019</b> <b>AP9023</b> <b>AP9040</b> <b>AP9042</b> <b>VD1096</b> <b>MS08</b>
1.6 HDi 90	04/08-	9HX (DV6ATED4)	66	1560	<b>6PK1352</b> ALT, (AC) <b>6PK1710</b> ALT, (AC) <b>6PK1710K1</b> ALT, (AC) <b>CT1092</b> CA <b>CT1092K1</b> CA <b>CT1092WP1</b> CA <b>AP9013</b> <b>AP9019</b> <b>AP9023</b> <b>AP9040</b> <b>AP9042</b> <b>VD1094</b> ⇒ ORG-NO 10562 <b>VD1096</b> ORG-NO 10563 ⇒ <b>MS08</b> FOR ART-NO: VD1094, VD1096
	07/10-	9HX (DV6ATED4)	68	1560	<b>6PK1020 EXTRA</b> ALT, (START-STOP) <b>6PK1020 EXTRA K1</b> ALT, (AC), (START-STOP) <b>6PK800</b> ALT, (-AC), (-START-STOP) <b>6PK976</b> ALT, (AC), (-START-STOP) <b>6PK976K1</b> ALT, (AC), (-START-STOP) <b>CT1162</b> CA <b>CT1162K1</b> CA <b>CT1162WP1</b> CA <b>AP9019</b>
1.6 VTi 95, 1.6 VTi 120	11/09-	5FS (EP6C), 5FK (EP6CB)	72-88	1598	<b>6PK684 ELAST</b> ALT, (AC) <b>6PK905 EXTRA</b> ALT, (AC) <b>6PK905 EXTRA K1</b> ALT, (AC) <b>AP9018</b>
BERLINGO (MF, M_)					
1.1 i	07/96-	HDZ (TU1M), HFX (TU1JP)	44	1124	<b>AVX10X710</b> ALT, (-PS), (-AC), ⇒10/2002 <b>4PK855</b> ALT, (-PS), (AC), ⇒10/2002 <b>4PK855</b> ALT, (PS), (-AC), ⇒10/2002 <b>5PK1255</b> PS, (AC), ⇒10/2002 <b>5PK715</b> ALT, (-PS), (-AC)



ContiTech



**CITROËN**

BERLINGO (MF, M<sub>1</sub>)



1.4 i

07/96-

KFX (TU3JP),  
KFW (TU3JP)

55

1360

- 5PK860** PS, (-AC), 08/2001⇨, ⇨10/2002, ORG-NO 09024⇨
- 5PK884** PS, (-AC), ⇨07/2001, ⇨ORG-NO 09023
- 6PK1453** ALT, PS, (-AC), 11/2002⇨
- 6PK1453K1** ALT, PS, (-AC), 11/2002⇨
- 6PK1560** ALT, PS, AC, 11/2002⇨, ⇨10/2005, ⇨ORG-NO 10562
- 6PK1560K1** ALT, PS, AC, 11/2002⇨, ⇨10/2005, ⇨ORG-NO 10562
- 6PK1564** ALT, (AC), 10/2005⇨, ORG-NO 10563⇨
- 6PK1564K1** ALT, (AC), 10/2005⇨, ORG-NO 10563⇨
- CT1066** CA, MTR-CODE: TU1JP, MTR-NO 3762435⇨
- CT1066K1** CA, MTR-NO 3 762 435⇨
- CT1066WP1** CA, MTR-NO 3 762 435⇨
- CT718** CA, MTR-CODE: TU1M
- CT718** TU1JP, ⇨MTR-NO 3762434
- CT718K1** TU1JP, ⇨MTR-NO 3 762 434
- CT718K1** CA, MTR-CODE: TU1M
- CT718WP1** MTR-CODE: TU1M, ⇨ORG-NO 08700
- CT718WP1** CA, MTR-CODE: TU1JP, ⇨MTR-NO 3762433
- VD1100** (M59), MTR-CODE: TU1JP

1.6 16V

10/00-

NFU (TU5JP4)

80

1587

- AVX10X710** ALT, (-PS), (-AC)
- 4PK855** ALT, (-PS), (AC)
- 4PK855** ALT, (PS), (-AC)
- 5PK725** ALT, (-PS), (-AC)
- 5PK860** PS, (-AC), ORG-NO 09024⇨, 08/2001⇨
- 5PK880** PS, (-AC), ⇨ORG-NO 09023, ⇨07/2001
- 6PK1453** ALT, (AC), MTR-CODE: TU3JP, ORG-NO 09457FL⇨, 09457FV⇨, 11773UZ⇨, 1211077⇨
- 6PK1453K1** ALT, (AC), MTR-CODE: TU3JP, ORG-NO 09457FL⇨, 09457FV⇨, 11773UZ⇨, 1211077⇨
- 6PK1560** ALT, (AC), ⇨ORG-NO 10562, MTR-CODE: TU3JP, ⇨10/2005, (⇨2003)
- 6PK1560K1** ALT, (AC), ⇨ORG-NO 10562, MTR-CODE: TU3JP, ⇨10/2005, (⇨2003)
- 6PK1564** ALT, (AC), ORG-NO 10563⇨, MTR-CODE: TU3JP
- 6PK1564K1** ALT, (AC), ORG-NO 10563⇨, MTR-CODE: TU3JP
- CT1067** CA, MTR-NO 3666766⇨
- CT1067K1** CA, MTR-NO 3666766⇨
- CT1067WP1** CA, MTR-NO 3666766⇨
- CT607** CA, ⇨MTR-NO 3666765
- CT607K1** CA, ⇨MTR-NO 3666765
- CT607WP1** CA, ⇨MTR-NO 3666765
- VD1100** (M59), MTR-CODE: TU3JP

- 4PK800** ALT, (-PS), ⇨10/2002
- 4PK855** ALT, (PS), ⇨10/2002
- 5PK1219** PS, AC, 10/2001⇨, ⇨10/2002
- 5PK1255** PS, AC, ⇨09/2001
- 5PK805** AC, (-PS), ⇨10/2002
- 5PK860** PS, (-AC), 08/2001⇨, ⇨10/2002
- 5PK884** PS, (-AC), ⇨07/2001
- 6PK1453** ALT, PS, (-AC), 11/2002⇨
- 6PK1453K1** ALT, PS, (-AC), 11/2002⇨
- 6PK1560** ALT, (AC), 11/2002⇨, ⇨ORG-NO 10562, ⇨10/2005
- 6PK1560K1** ALT, (AC), 11/2002⇨, ⇨ORG-NO 10562, ⇨10/2005
- 6PK1564** ALT, (AC), 11/2002⇨, ORG-NO 10563⇨
- 6PK1564K1** ALT, (AC), 11/2002⇨, ORG-NO 10563⇨
- CT1065** CA
- CT1065K1** CA, ⇨MTR-NO 1806404
- CT1065K3** CA, MTR-NO 1806405⇨
- CT1065WP1** CA, ⇨MTR-NO 1806404
- CT1065WP2** CA, MTR-NO 1806405⇨





ContiTech



**CITROËN**

BERLINGO (MF, M\_)

1.6 HDI 75	07/05-	DV6B, 9HW	55	1560	<b>VD1100</b>	(M59), MTR-CODE: TU5JP4
		(DV6BTED4)			<b>6PK1345</b> ALT, (AC), ⇄ORG-NO 10570 <b>6PK1345K1</b> ALT, (AC), ⇄ORG-NO 10570 <b>6PK1352</b> ALT, (AC), ORG-NO 10571⇄ <b>6PK1705</b> ALT, (AC), ⇄ORG-NO 10570 <b>6PK1705K2</b> ALT, (AC), ⇄ORG-NO 10570 <b>6PK1710</b> ALT, (AC), ORG-NO 10571⇄ <b>6PK1710K1</b> ALT, (AC), ORG-NO 10571⇄ <b>CT1092</b> CA, MTR-CODE: DV6B <b>CT1092K1</b> CA, MTR-CODE: DV6B <b>CT1092WP1</b> CA, MTR-CODE: DV6B <b>CT1162</b> CA, MTR-CODE: DV6ETED4, DV6ETED M <b>CT1162K1</b> CA, MTR-CODE: DV6ETED4, DV6ETED M <b>CT1162WP1</b> CA <b>AP9013</b> <b>AP9019</b> <b>AP9023</b> <b>AP9040</b> <b>AP9042</b> <b>MS08</b> FOR ART-NO: VD1096	
1.6 HDI 90	07/05-	9HX (DV6ATED4)	66	1560	<b>6PK1345</b> ALT, (AC), ⇄ORG-NO 10570 <b>6PK1345K1</b> ALT, (AC), ⇄ORG-NO 10570 <b>6PK1352</b> ALT, (AC), ORG-NO 10571⇄ <b>6PK1705</b> ALT, AC, ⇄ORG-NO 10570 <b>6PK1705K2</b> ALT, (AC), ⇄ORG-NO 10570 <b>6PK1710</b> ALT, AC, ORG-NO 10571⇄ <b>6PK1710K1</b> ALT, (AC), ORG-NO 10571⇄ <b>CT1092</b> CA <b>CT1092K1</b> CA <b>CT1092WP1</b> CA <b>AP9013</b> <b>AP9019</b> <b>AP9023</b> <b>AP9040</b> <b>AP9042</b> <b>MS08</b> FOR ART-NO: VD1096, VD1094	
1.8 i	05/97-	LFX (XU7JB)	66	1761	<b>6PK1080</b> ALT, PS, (-AC) <b>6PK1080K2</b> ALT, PS, (-AC) <b>6PK1660</b> ALT, PS, AC <b>6PK1660K4</b> ALT, PS, AC, FOR ALT: 90A <b>CT754</b> CA <b>CT754K1</b> CA <b>CT754WP1</b> CA <b>MS08</b> FOR ART-NO: VD1096, VD1094	
1.9 D	07/96-	DJY (XUD9A)	51	1905	<b>AVX10X650</b> VACP <b>6PK1110</b> ALT, PS <b>6PK1165</b> ALT, AC <b>6PK1740</b> ALT, PS, AC <b>6PK1740K2</b> ALT, PS, AC <b>6PK730</b> ALT <b>CT1061</b> CA <b>CT1061K2</b> CA <b>CT1061WP1</b> CA <b>VD1086</b> <b>MS01</b> FOR ART-NO: VD1086	
		D9B (XUD9A/L), DJY (XUD9A)			50	1905



ContiTech



**CITROËN**

BERLINGO (MF, M)



1.9 D, 1.9 D 70

07/98-

WJZ (DW8), WJY (DW8B)

51

1868

	<b>CT1061K2</b>	CA
	<b>CT1061WP1</b>	CA
	<b>VD1086</b>	
	<b>MS01</b>	FOR ART-NO: VD1086
	<b>6PK1045</b>	(M49), MTR-CODE: DW8, DW8B, ALT, (-PS), (AC)
	<b>6PK1045K3</b>	(M49), MTR-CODE: DW8, DW8B, ALT, (-PS), (AC)
	<b>6PK1390</b>	(M49), MTR-CODE: DW8, ALT, (PS), (-AC), ⇨ORG-NO 08399
	<b>6PK1390K1</b>	ALT, (PS), (-AC), ⇨ORG-NO 08399, MTR-CODE: DW8, (M49)
	<b>6PK1440</b>	(M49), MTR-CODE: DW8, ALT, (PS), (-AC), 11/1999⇨, ORG-NO 08400⇨
	<b>6PK1440</b>	(M49), (M59), MTR-CODE: DW8B, ALT, (PS), (-AC)
	<b>6PK1440K1</b>	(M49), (M59), MTR-CODE: DW8B, ALT, (PS), (AC)
	<b>6PK1440K1</b>	(M49), MTR-CODE: DW8, ALT, (PS), (-AC), 11/1999⇨, ORG-NO 08400⇨
	<b>6PK1680</b>	(M59), MTR-CODE: DW8B, ALT, (PS), (AC)
	<b>6PK1698</b>	(M49), MTR-CODE: DW8B, ALT, (PS), (AC), ORG-NO 11893⇨
	<b>6PK1698</b>	(M49), MTR-CODE: DW8, ALT, (PS), (AC), ORG-NO 09377⇨
	<b>6PK1750</b>	(M49), MTR-CODE: DW8, ALT, (PS), (AC), ⇨ORG-NO 09376
	<b>6PK1750</b>	(M49), MTR-CODE: DW8B, ALT, (PS), (AC), ⇨ORG-NO 11892
	<b>6PK1750D2</b>	(M49), MTR-CODE: DW8B, ALT, (PS), (AC), ORG-NO 09154⇨, ⇨ORG-NO 11892
	<b>6PK1750K3</b>	(M49), MTR-CODE: DW8, ALT, (PS), (AC), ⇨ORG-NO 09376
	<b>6PK1750K3</b>	(M49), MTR-CODE: DW8B, ALT, (PS), (AC), ⇨ORG-NO 11892
	<b>6PK869</b>	(M49), MTR-CODE: DW8, DW8B, ALT, (-PS), (-AC)
	<b>CT986</b>	CA
	<b>CT986K2</b>	CA
	<b>CT986WP2</b>	CA, MTR-CODE: DW8
	<b>AP9013</b>	
	<b>AP9019</b>	
	<b>AP9023</b>	
	<b>AP9042</b>	
	<b>VD1080</b>	(AC), ORG-NO 09377⇨, ⇨ORG-NO 10897, MTR-CODE: DW8
	<b>VD1080</b>	(AC), ORG-NO 09154⇨, ⇨ORG-NO 11892, MTR-CODE: DW8B
	<b>VD1080</b>	(AC), (M59), ⇨ORG-NO 10177
	<b>VD1095</b>	(AC), (M59), ORG-NO 10178⇨, MTR-CODE: DW8B
	<b>VD1095</b>	(AC), ORG-NO 11893⇨, MTR-CODE: DW8B
	<b>VD1095</b>	(AC), ORG-NO 10898⇨, MTR-CODE: DW8
	<b>VD1097</b>	(AC), ORG-NO 09154⇨, ⇨ORG-NO 09376, MTR-CODE: DW8
	<b>VD1097</b>	(-AC), ORG-NO 09154⇨, ⇨ORG-NO 09858, MTR-CODE: DW8
	<b>VD1097</b>	(-AC), ORG-NO 09154⇨, ⇨ORG-NO 11892, MTR-CODE: DW8B
	<b>VD1097</b>	(-AC), (M59), ⇨ORG-NO 09904, MTR-CODE: DW8B
	<b>VD1097</b>	⇨ORG-NO 09153, MTR-CODE: DW8, DW8B
	<b>MS01</b>	FOR ART-NO: VD1095, MTR-CODE: DW8B
	<b>MS02</b>	MTR-CODE: DW8, FOR ART-NO: VD1080, ORG-NO 08148⇨
	<b>MS12</b>	FOR ART-NO: VD1095, MTR-CODE: DW8
	<b>MS12</b>	FOR ART-NO: VD1097, ⇨ORG-NO 08147, MTR-CODE: DW8





**CITROËN**

**BERLINGO (MF, M\_)**



2.0 HDi 90	12/99-	RHY (DW10TD)	66	1997	<b>MS14</b> <b>6PK1468</b> <b>6PK1468D1</b> <b>6PK1468D1</b> <b>6PK1468K1</b> <b>6PK1740</b> <b>6PK1740D1</b> <b>6PK1740K1</b> <b>6PK1750</b> <b>6PK1750D2</b> <b>6PK1750K1</b> <b>CT987</b> <b>CT987K1</b> <b>CT987K2</b> <b>CT987WP1</b> <b>CT987WP2</b> <b>AP9019</b> <b>AP9023</b> <b>AP9042</b> <b>VD1080</b> <b>MS01</b>	FOR ART-NO: VD1097, ORG-NO 08148⇨, MTR-CODE: DW8 (M49), ALT, (-AC) (M59), ALT, (-AC) (M49), ALT, (-AC) (M59), ALT, (-AC), ⇨ORG-NO 10179 ALT, (-AC), (M49, M59) (M59), MODEL '03⇨, ALT, (AC) (M59), MODEL '03⇨, ALT, (AC), ⇨ORG-NO 10179 (M59), MODEL '03⇨, ALT, (AC) (M49), ⇨MODEL '02, ALT, (AC) (M49), ⇨MODEL '02, ALT, (AC) (M49), ⇨MODEL '02, ALT, (AC) CA CA, ⇨ORG-NO 08735 CA, ORG-NO 08736⇨ CA, ⇨ORG-NO 08735 CA, ORG-NO 08736⇨
------------	--------	--------------	----	------	--	--

**BERLINGO Box (B9)**

1.6	04/08-	NFR (TU5JP4B)	66	1587	<b>6PK1205</b> <b>6PK1698</b> <b>CT1065</b> <b>CT1065K3</b> <b>CT1065WP2</b>	ALT, (-AC) ALT, (AC) CA CA CA
1.6 HDi 110	04/08-	9HZ (DV6TED4)	80	1560	<b>6PK800</b> <b>6PK976</b> <b>6PK976K1</b> <b>CT1092</b> <b>CT1092K1</b> <b>CT1092WP1</b> <b>AP9013</b> <b>AP9019</b> <b>AP9023</b> <b>AP9040</b> <b>AP9042</b> <b>MS08</b>	ALT, (AC) ALT, (AC) ALT, (AC) CA CA CA AP9013 AP9019 AP9023 AP9040 AP9042 CA
1.6 HDi 115	07/10-	9HL (DV6C)	84	1560	<b>6PK800</b> <b>6PK976</b> <b>6PK976K1</b> <b>CT1162</b> <b>CT1162K1</b> <b>CT1162WP1</b> <b>VD1096</b> <b>MS08</b>	ALT, (AC), (-START-STOP) ALT, (AC), (-START-STOP) ALT, (AC), (-START-STOP) CA CA CA VD1096 FOR ART-NO: VD1096
1.6 HDi 75	04/08-	9HT (DV6BUTED4)	55	1560	<b>6PK1360</b> <b>6PK1710</b> <b>6PK1710K1</b> <b>CT1092</b> <b>CT1092K1</b> <b>CT1092WP1</b> <b>AP9013</b> <b>AP9019</b> <b>AP9023</b> <b>AP9040</b> <b>AP9042</b> <b>VD1096</b>	ALT, (AC) ALT, (AC) ALT, (AC) CA CA CA AP9013 AP9019 AP9023 AP9040 AP9042 VD1096









CITROËN						
<b>C15 Estate</b>						
					<b>CT1061K1</b> <b>CT1061K2</b> <b>CT1061WP2</b>	CA, ⇨12/1993 CA, 01/1994⇨ ⇨12/1993
<b>C25 Bus (280_, 290_) 2.5 D</b>						
10/85-02/94	CRD93L (U25-661)	54	2500	<b>AVX10X600</b> <b>AVX10X625</b> <b>AVX10X666</b> <b>AVX10X700</b> <b>AVX10X800</b> <b>AVX10X825</b> <b>AVX10X838</b> <b>CT662</b> <b>CT662K1</b> <b>CT700</b> <b>CT700K1</b>	VACP HYDP HYDP, (AUTOM) ALT PS WP, 2X AC INJP INJP CA CA	
<b>C1 (PM_, PN_) 1.0</b>						
06/05-	1KR-FE	50	998	<b>6PK1210</b> <b>6PK850</b>	ALT, (AC) ALT, (AC)	
<b>1.4 HDi</b>						
06/05-	8HT (DV4TD)	40	1398	<b>6PK800</b> <b>6PK800K1</b> <b>6PK962</b> <b>CT1063</b> <b>CT1063K1</b> <b>CT1063WP2</b> <b>VD1094</b> <b>MS08</b>	ALT, (AC) ALT, (AC) ALT, (AC) CA, OE-NO 0816E7 CA CA FOR ART-NO: VD1094	
<b>C1 II 1.2 VTI 82</b>						
04/14-	HMT (EB2D)	60	1199	<b>6PK1060</b> <b>6PK848 ELAST</b> <b>AP9019</b>	ALT, (AC) ALT, (AC)	
<b>C2 (JM_) 1.1</b>						
09/03-	HFX (TU1JP)	44	1124	<b>6PK1050</b> <b>6PK1050K3</b> <b>6PK1125</b> <b>6PK1125K1</b> <b>6PK730</b> <b>CT1066</b> <b>CT1066K1</b> <b>CT1066WP1</b> <b>VD1100</b>	ALT, (AC), ORG-NO 09885⇨ ALT, (AC), ORG-NO 09885⇨ ALT, (AC), ⇨ORG-NO 09884 ALT, (AC), ⇨ORG-NO 09884, ⇨12/2003 ALT, (AC) CA, MTR-CODE: TU1JP, TU1A CA, MTR-CODE: TU1JP, TU1A CA, MTR-CODE: TU1JP, TU1A (MANL)	
<b>1.4</b>						
09/03-	KFV (TU3JP)	54-55	1360	<b>6PK1050</b> <b>6PK1050K3</b> <b>6PK1125</b> <b>6PK1125K1</b> <b>6PK730</b> <b>CT1067</b> <b>CT1067K1</b> <b>CT1067WP1</b> <b>VD1100</b>	ALT, (AC), ORG-NO 09885⇨ ALT, (AC), ORG-NO 09885⇨ ALT, (AC), ⇨ORG-NO 09884 ALT, (AC), ⇨ORG-NO 09884 ALT, (AC) CA CA CA	
<b>1.4 16V</b>						
06/06-	KFU (ET3J4)	65	1360	<b>6PK1033</b> <b>CT1101</b> <b>CT1101K1</b> <b>CT1101WP1</b>	ALT CA, MTR-CODE: ET3J4 CA, MTR-CODE: ET3J4 CA, MTR-CODE: ET3J4	
<b>1.4 HDi</b>						
09/03-	8HX (DV4TD), 8HZ (DV4TD)	50	1398	<b>6PK1090 ELAST</b> <b>6PK780 ELAST</b> <b>6PK800</b> <b>6PK800K1</b> <b>6PK976</b> <b>6PK976K1</b> <b>CT1063</b> <b>CT1063K1</b> <b>CT1063WP2</b>	ALT, (AC), ORG-NO 10539⇨, ⇨ORG-NO 11073 ALT, (AC), ORG-NO 10539⇨, ⇨ORG-NO 11073 ALT, (AC), ⇨ORG-NO 10426, ORG-NO 11074⇨ ALT, (AC), ⇨ORG-NO 10426 ALT, (AC), ORG-NO 11074⇨ ALT, (AC), ORG-NO 11074⇨ CA CA CA	

CITROËN



ContiTech



**CITROËN**

C2 (JM.)

					<b>AP9013</b> <b>AP9019</b> <b>AP9023</b> <b>AP9042</b> <b>VD1094</b> <b>VD1096</b> <b>MS08</b>	⇒ORG-NO 10415 ORG-NO 10416⇒ FOR ART-NO: VD1094, VD1096
1.6	09/03-	NFU (TU5JP4)	80	1587	<b>6PK1050</b> <b>6PK1050K3</b> <b>6PK1070</b> <b>6PK1070K3</b> <b>6PK1125</b> <b>6PK730</b> <b>CT1065</b> <b>CT1065K3</b> <b>CT1065WP2</b> <b>VD1100</b>	ALT, (AC), ORG-NO 09885⇒, ⇒ORG-NO 11196 ALT, (AC), ORG-NO 09885⇒, ⇒ORG-NO 11196 ALT, (AC), ORG-NO 11197⇒ ALT, (AC), ORG-NO 11197⇒ ALT, (AC), ⇒ORG-NO 09884 ALT, (-AC) CA CA, MTR-CODE: TU5JP4 MTR-CODE: TU5JP4, CA
1.6 VTS	01/05-	NFS (TU5JP4S)	90	1587	<b>6PK1050</b> <b>6PK1050K3</b> <b>6PK730</b> <b>CT1065</b> <b>CT1065K3</b> <b>CT1065WP2</b> <b>VD1100</b>	ALT, (AC) ALT, (AC) ALT, (-AC) CA CA CA
<b>C3 I (FC.) / C3 Pluriel (HB.)</b>						
1.1 i	02/02-	HFX (TU1JP), HFX (TU1A)	44	1124	<b>6PK1050</b> <b>6PK1050K3</b> <b>6PK1125</b> <b>6PK1125K1</b> <b>6PK730</b> <b>CT1066</b> <b>CT1066K1</b> <b>CT1066WP1</b> <b>VD1100</b>	ALT, (AC), ORG-NO 09885⇒ ALT, (AC), ORG-NO 09885⇒ ALT, (AC), ⇒ORG-NO 09884 ALT, (AC), ⇒ORG-NO 09884, ⇒12/2003 ALT, (-AC) CA CA CA
1.4	05/03-	KFV (TU3JP)	54	1360	<b>6PK1050</b> <b>6PK1050K3</b> <b>6PK1125</b> <b>6PK1125K1</b> <b>6PK730</b> <b>CT1067</b> <b>CT1067K1</b> <b>CT1067WP1</b> <b>VD1100</b>	ALT, (AC), ORG-NO 09885⇒ ALT, (AC), ORG-NO 09885⇒ ALT, (AC), ⇒ORG-NO 09884 ALT, (AC), ⇒ORG-NO 09884 ALT, (-AC) CA CA CA
1.4 16V	12/03-	KFU (ET3J4)	65	1360	<b>6PK1050</b> <b>6PK1050K3</b> <b>6PK1125</b> <b>6PK1125K1</b> <b>6PK730</b> <b>CT1101</b> <b>CT1101K1</b> <b>CT1101WP1</b> <b>VD1100</b>	ALT, (AC), ORG-NO 09885⇒ ALT, (AC), ORG-NO 09885⇒ ALT, (AC), ⇒ORG-NO 09884 ALT, (AC), ⇒ORG-NO 09884, ⇒12/2003 ALT, (-AC) CA CA CA
1.4 16V HDi	02/02-	8HY (DV4TED4)	66	1398	<b>6PK800</b> <b>6PK800K1</b> <b>6PK976</b> <b>6PK976K1</b> <b>CT1104</b> <b>CT1104K1</b> <b>AP9013</b> <b>AP9019</b> <b>AP9023</b>	ALT, (-AC) ALT, (AC), ⇒ORG-NO 10555 ALT, (AC) ALT, (AC) CA, MTR-CODE: DV4TED4 CA





**CITROËN**

C3 I (FC.) / C3 Pluriel (HB.)



1.4 HDi	02/02-	8HX (DV4TD)	50-55	1398	<b>AP9042</b> <b>VD1094</b> <b>6PK1090 ELAST</b> <b>6PK780 ELAST</b> <b>6PK800</b> <b>6PK800</b> <b>6PK800K1</b> <b>6PK976</b> <b>6PK976</b> <b>6PK976K1</b> <b>CT1063</b> <b>CT1063K1</b> <b>CT1063WP2</b> <b>AP9013</b> <b>AP9019</b> <b>AP9023</b> <b>AP9042</b> <b>VD1094</b> <b>VD1096</b> <b>MS08</b>	ALT, (AC), ORG-NO 10556⇒, ⇒ORG-NO 11073, 10/2005⇒, ⇒03/2007 ALT, (AC), ORG-NO 10556⇒, ⇒ORG-NO 11073, 10/2005⇒, ⇒03/2007 ALT, (AC), ORG-NO 11074⇒, 03/2007⇒ ALT, (AC), ⇒ORG-NO 10555, ⇒10/2005 ALT, (AC), ⇒ORG-NO 10555, ⇒10/2005 ALT, (AC), ⇒ORG-NO 10555, ⇒10/2005 ALT, (AC), ORG-NO 11074⇒, 03/2007⇒ ALT, (AC), ORG-NO 11074⇒, 03/2007⇒, ALT, (AC), ⇒ORG-NO 10555, ⇒10/2005 CA CA CA ⇒ORG-NO 10555 ORG-NO 10556⇒ FOR ART-NO: VD1094, VD1096
1.4 i, 1.4 i Bivalent	02/02-	KFV (TU3JP), KFV (TU3A)	54	1360	<b>6PK1050</b> <b>6PK1050K3</b> <b>6PK1125</b> <b>6PK1125K1</b> <b>6PK730</b> <b>CT1067</b> <b>CT1067K1</b> <b>CT1067WP1</b> <b>VD1100</b>	ALT, (AC), ORG-NO 09885⇒ ALT, (AC), ORG-NO 09885⇒ ALT, (AC), ⇒ORG-NO 09884 ALT, (AC), ⇒ORG-NO 09884, ⇒12/2003 ALT, (AC) CA CA CA
1.6 16V HDi	09/05-	9HZ (DV6TED4)	80	1560	<b>6PK1090 ELAST</b> <b>6PK780 ELAST</b> <b>6PK800</b> <b>6PK800</b> <b>6PK800K1</b> <b>6PK976</b> <b>6PK976</b> <b>6PK976K1</b> <b>CT1092</b> <b>CT1092K1</b> <b>CT1092WP1</b> <b>AP9013</b> <b>AP9023</b> <b>AP9042</b> <b>VD1094</b> <b>VD1096</b> <b>MS08</b>	ALT, (AC), ORG-NO 10556⇒, ⇒ORG-NO 11073 ALT, (AC), ORG-NO 10556⇒, ⇒ORG-NO 11073 ALT, (AC), ORG-NO 11074⇒ ALT, (AC), ⇒ORG-NO 10555 ALT, (AC), ⇒ORG-NO 10555 ALT, (AC), ORG-NO 11074⇒ ALT, (AC), ⇒ORG-NO 10555 ALT, (AC), ⇒ORG-NO 10555, ORG-NO 11074⇒ CA, MTR-CODE: DV6ATED4 CA, MTR-CODE: DV6ATED4 MTR-CODE: DV6ATED4, CA ⇒ORG-NO 10555 ORG-NO 10556⇒ FOR ART-NO: VD1094, VD1096
	10/05-	9HX (DV6ATED4)	66	1560	<b>6PK1345</b> <b>6PK1345K1</b> <b>6PK1705</b> <b>CT1092</b> <b>CT1092K1</b> <b>CT1092WP1</b> <b>AP9013</b> <b>AP9019</b> <b>AP9023</b> <b>AP9042</b> <b>VD1094</b> <b>VD1096</b>	ALT, (AC) ALT, (AC), MTR-CODE: DV6ATED4 ALT, (AC) CA, MTR-CODE: DV6ATED4 CA, MTR-CODE: DV6ATED4 MTR-CODE: DV6ATED4, CA ⇒ORG-NO 10555 ORG-NO 10556⇒





ContiTech



## CITROËN

C3 I (FC.) / C3 Pluriel (HB.)

1.6, 1.6 16V	02/02-	NFU (TU5JP4)	80	1587	<b>MS08</b> <b>6PK1050</b> <b>6PK1050K3</b> <b>6PK1070</b> <b>6PK1125</b> <b>6PK1125K1</b> <b>6PK730</b> <b>CT1065</b> <b>CT1065K1</b> <b>CT1065K3</b> <b>CT1065WP1</b> <b>CT1065WP2</b> <b>VD1100</b>	FOR ART-NO: VD1094, VD1096 ALT, (AC), ORG-NO 09885⇨, ⇨ORG-NO 11633 ALT, (AC), ORG-NO 09885⇨, ⇨ORG-NO 11633 ALT, (AC), ORG-NO 11634⇨ ALT, (AC), ⇨ORG-NO 09884 ALT, (AC), ⇨ORG-NO 09884, ⇨12/2003 ALT, (AC) CA CA, MTR-CODE: TU5JP4, ⇨MTR-NO 1806404 CA, MTR-CODE: TU5JP4, MTR-NO 1806405⇨ MTR-CODE: TU5JP4, CA, ⇨MTR-NO 1806404 MTR-CODE: TU5JP4, CA, MTR-NO 1806405⇨
--------------	--------	--------------	----	------	--	---

<b>C3 II</b>						
1.0 VTi 68	08/12-	ZMZ (EB0)	50	999	<b>6PK1070</b> <b>6PK848 ELAST</b> <b>AP9019</b>	ALT, (AC) ALT, (AC)
1.1	11/09-	HFX (TU1JP)	44	1124	<b>6PK1050</b> <b>6PK1050K3</b> <b>6PK730</b> <b>CT1066</b> <b>CT1066K1</b> <b>CT1066WP1</b>	ALT, (AC), ⇨ORG-NO 12998, ⇨06/2012 ALT, (AC) ALT, (AC) CA, MTR-CODE: TU1A CA, MTR-CODE: TU1A CA, MTR-CODE: TU1A
1.1 BiFuel	11/10-	HFX (TU1A)	44	1124	<b>6PK1050K3</b> <b>6PK1054</b> <b>6PK730</b> <b>CT1066</b> <b>CT1066K1</b> <b>VD1100</b>	ALT, (AC), ⇨ORG-NO 12998, ⇨06/2012 ALT, (AC), ⇨06/2012, ⇨ORG-NO 12998 ALT, (AC) CA CA
1.2 VTi 110	10/14-	HNZ (EB2DT)	81	1199	<b>AP9019</b>	MTR-CODE: EB2DT
1.2 VTi 82	06/12-	HMZ (EB2F)	60	1199	<b>6PK1070</b> <b>6PK848 ELAST</b> <b>AP9019</b>	ALT, (AC) ALT, (AC)
1.4	11/09-	KFV (TU3A), KFT (TU3A)	54	1360	<b>6PK1050</b> <b>6PK1050K3</b> <b>6PK730</b> <b>CT1067</b> <b>CT1067K1</b> <b>CT1067WP1</b> <b>VD1100</b>	ALT, (AC), ⇨06/2012, ⇨ORG-NO 12999 ALT, (AC) ALT, (AC) CA CA CA
1.4 HDi 70	11/09-	8HZ (DV4TD), 8HR (DV4C)	50	1398	<b>6PK1020 EXTRA</b> <b>6PK1020 EXTRA K1</b> <b>6PK800</b> <b>6PK976</b> <b>6PK976K1</b> <b>CT1063</b> <b>CT1063K1</b> <b>CT1063WP2</b> <b>CT1163</b> <b>CT1163K1</b> <b>AP9019</b> <b>VD1094</b> <b>VD1096</b> <b>MS08</b>	ALT, (START-STOP) ALT, (AC), (START-STOP) ALT, (AC), (-START-STOP) ALT, (AC), (-START-STOP) ALT, (AC), (-START-STOP) CA, MTR-CODE: DV4TD CA, MTR-CODE: DV4TD CA, MTR-CODE: DV4TD CA, MTR-CODE: DV4C CA, MTR-CODE: DV4C ⇨ORG-NO 10415 ORG-NO 10416⇨ FOR ART-NO: VD1094, VD1096
1.4 LPG, 1.4 VTi 95	11/09-	8FN (EP3), 8FP (EP3)	70	1397	<b>6PK684 ELAST</b> <b>6PK905 EXTRA</b> <b>6PK905 EXTRA K1</b> <b>AP9018</b>	ALT, (AC) ALT, (AC) ALT, (AC)
1.6 HDi	11/09-	9HP (DV6DTED)	68	1560	<b>6PK1020 EXTRA</b> <b>6PK1020 EXTRA K1</b> <b>6PK800</b>	ALT, (START-STOP) ALT, (START-STOP), (AC) ALT, (AC), MTR-CODE: DV6ATED4, DV6DTED





**CITROËN**

C3 II  
↕

					<b>6PK976</b> <b>6PK976</b> <b>6PK976K1</b> <b>6PK976K1</b> <b>CT1162</b> <b>CT1162K1</b> <b>CT1162WP1</b> <b>AP9019</b> <b>VD1096</b> <b>MS08</b>	ALT, (AC), MTR-CODE: DV6ATED4 ALT, (AC), MTR-CODE: DV6DTED, (-START-STOP) ALT, (AC), MTR-CODE: DV6ATED4 ALT, (AC), MTR-CODE: DV6DTED, (-START-STOP) CA CA CA FOR ART-NO: VD1096
1.6 HDi 110	11/09-	9HR (DV6C)	82	1560	<b>6PK1020 EXTRA</b> <b>6PK1020 EXTRA K1</b> <b>6PK800</b> <b>6PK976</b> <b>6PK976</b> <b>6PK976K1</b> <b>6PK976K1</b> <b>CT1162</b> <b>CT1162K1</b> <b>CT1162WP1</b> <b>AP9019</b> <b>VD1094</b> <b>VD1096</b> <b>VD1096</b> <b>MS08</b>	ALT, (START-STOP) ALT, (START-STOP), (AC) ALT, (AC), MTR-CODE: DV6ATED4, DV6DTED ALT, (AC), MTR-CODE: DV6ATED4 ALT, (AC), MTR-CODE: DV6DTED, (-START-STOP) ALT, (AC), MTR-CODE: DV6ATED4 ALT, (AC), MTR-CODE: DV6DTED, (-START-STOP) CA CA CA MTR-CODE: DV6ATED4, ↔ORG-NO 10555 MTR-CODE: DV6DTED MTR-CODE: DV6ATED4, ORG-NO 10556↔ FOR ART-NO: VD1096, VD1094
1.6 HDi 115	09/12-	9HD (DV6C)	84	1560	<b>6PK1020 EXTRA</b> <b>6PK1020 EXTRA K1</b> <b>6PK800</b> <b>6PK976</b> <b>6PK976K1</b> <b>CT1162</b> <b>CT1162K1</b> <b>CT1162WP1</b> <b>VD1096</b>	ALT, (START-STOP) ALT, (START-STOP), (AC) ALT, (AC), (-START-STOP) ALT, (AC), (-START-STOP) ALT, (AC), (-START-STOP) CA CA, MTR-CODE: DV6C, DV6DTED CA
1.6 HDi 90	11/09-	9HX (DV6ATED4)	66	1560	<b>6PK800</b> <b>6PK976</b> <b>6PK976K1</b> <b>CT1092</b> <b>CT1092K1</b> <b>CT1092WP1</b> <b>AP9019</b> <b>AP9023</b> <b>AP9042</b> <b>VD1096</b>	ALT, (AC), (-START-STOP) ALT, (AC), (-START-STOP) ALT, (AC), (-START-STOP) CA CA CA
1.6 VTI 120	11/13-		85	1587	<b>AP9018</b>	MTR-CODE: EP6
	11/09-	5FS (EP6C)	88	1598	<b>6PK684 ELAST</b> <b>6PK905 EXTRA</b> <b>6PK905 EXTRA K1</b> <b>AP9018</b>	ALT, (AC) ALT, (AC) ALT, (AC)
<b>C3 Picasso</b>						
1.2 THP 110	01/15-	HNZ (EB2DT)	81	1199	<b>AP9019</b>	MTR-CODE: EB2DT
1.4 VTI 95, 1.4 VTI 95 LPG	02/09-	8FS (EP3), 8FP (EP3), 8FN (EP3)	70	1397	<b>6PK684 ELAST</b> <b>6PK905 EXTRA</b> <b>6PK905 EXTRA K1</b>	ALT, (AC) ALT, (AC) ALT, (AC)
					<b>AP9018</b>	
1.6 HDi	02/09-	9HZ (DV6TED4)	80	1560	<b>6PK800</b> <b>6PK976</b> <b>6PK976K1</b> <b>CT1092</b> <b>CT1092K1</b>	ALT, (AC) ALT, (AC) ALT, (AC) CA CA





ContiTech



**CITROËN**

C3 Picasso



					<b>CT1092WP1</b> <b>AP9019</b> <b>VD1096</b> <b>MS08</b>	CA FOR ART-NO: VD1096
		9HX (DV6ATED4)	66	1560	<b>6PK800</b> <b>6PK976</b> <b>6PK976K1</b> <b>CT1092</b> <b>CT1092K1</b> <b>CT1092WP1</b> <b>AP9013</b> <b>AP9019</b> <b>AP9023</b> <b>AP9042</b> <b>VD1096</b> <b>MS08</b>	ALT, (AC) ALT, (AC) ALT, (AC) CA CA CA
1.6 HDi 110	05/10-	9HR (DV6C)	82	1560	<b>6PK976</b> <b>6PK976K1</b> <b>CT1162</b> <b>CT1162K1</b> <b>CT1162WP1</b> <b>AP9019</b> <b>VD1096</b> <b>MS08</b>	ALT, (AC) ALT, (AC) CA CA CA FOR ART-NO: VD1096
1.6 HDi 115	01/13-	9HD (DV6C)	84	1560	<b>6PK976</b> <b>6PK976K1</b> <b>CT1162</b> <b>CT1162K1</b> <b>CT1162WP1</b> <b>AP9019</b> <b>VD1096</b>	ALT, (AC), (-START-STOP) ALT, (AC), (-START-STOP) CA CA CA
1.6 HDi 90	07/10-	9HP (DV6DTED)	68	1560	<b>6PK1020 EXTRA</b> <b>6PK1020 EXTRA K1</b> <b>6PK800</b> <b>6PK976</b> <b>6PK976K1</b> <b>CT1092</b> <b>CT1092K1</b> <b>CT1092WP1</b> <b>CT1162</b> <b>CT1162K1</b> <b>CT1162WP1</b> <b>AP9019</b> <b>VD1096</b> <b>MS08</b>	ALT, (START-STOP) ALT, (START-STOP), (AC) ALT, (AC) ALT, (AC) ALT, (AC) CA CA CA CA CA CA CA FOR ART-NO: VD1096
1.6 VTi 120	02/09-	5FW (EP6), 5FS (EP6C)	88	1598	<b>6PK684 ELAST</b> <b>6PK905 EXTRA</b> <b>6PK905 EXTRA K1</b> <b>AP9018</b>	ALT, (AC) ALT, (AC) ALT, (AC)
<b>C4 (LA, LC.)</b> 1.4 16V	11/04-07/11	KFU (ET3J4)	65	1360	<b>6PK1050</b> <b>6PK1050K3</b> <b>6PK1070</b> <b>6PK1070K3</b> <b>6PK730</b> <b>CT1101</b> <b>CT1101K1</b> <b>CT1101WP1</b> <b>VD1100</b>	ALT, (AC), FOR ALT: 80A ALT, (AC), FOR ALT: 80A ALT, (AC), FOR ALT: 120A ALT, (AC), FOR ALT: 120A ALT, (AC) CA CA CA
1.6 16V, 1.6 16V Bio-Flex	11/04-07/11	NFU (TU5JP4)	80	1587	<b>6PK1050</b> <b>6PK1050K3</b>	ALT, (AC), FOR ALT: 80A ALT, (AC), FOR ALT: 80A





ContiTech



**CITROËN**

C4 (LA, LC)  
↔

CITROËN

					<b>6PK1070</b> <b>6PK1070K3</b> <b>6PK730</b> <b>CT1065</b> <b>CT1065K3</b> <b>CT1065WP2</b> <b>VD1100</b>	ALT, (AC), FOR ALT: 120A ALT, (AC), FOR ALT: 120A ALT, (-AC) CA CA CA
1.6 HDi	11/04-07/11	9HZ (DV6TED4), 9HY (DV6TED4)	80	1560	<b>6PK1090 ELAST</b> <b>6PK780 ELAST</b> <b>6PK800</b> <b>6PK800</b> <b>6PK800K1</b> <b>6PK976</b> <b>6PK976</b> <b>6PK976K1</b> <b>CT1092</b> <b>CT1092K1</b> <b>CT1092WP1</b> <b>AP9013</b> <b>AP9019</b> <b>AP9023</b> <b>AP9042</b> <b>VD1094</b> <b>VD1096</b> <b>MS08</b>	ALT, (AC), ORG-NO 10556↔, ↔ORG-NO 11073, 10/2005↔, ↔03/2007 ALT, (-AC), ORG-NO 10556↔, ↔ORG-NO 11073, 10/2005↔, ↔03/2007 ALT, (AC), ↔ORG-NO 10555, ↔10/2005 ALT, (AC), ORG-NO 11074↔, 03/2007↔ ALT, (AC), ORG-NO 11074↔, 03/2007↔ ALT, (AC), ↔ORG-NO 10555, ↔10/2005 ALT, (AC), ORG-NO 11074↔, 03/2007↔, ALT, (AC), ↔ORG-NO 10555, ↔10/2005 CA CA CA ↔ORG-NO 10555 ORG-NO 10556↔ FOR ART-NO: VD1094, VD1096
		9HX (DV6ATED4)	66	1560	<b>6PK1090 ELAST</b> <b>6PK780 ELAST</b> <b>6PK800</b> <b>6PK800</b> <b>6PK800K1</b> <b>6PK976</b> <b>6PK976</b> <b>6PK976K1</b> <b>CT1092</b> <b>CT1092K1</b> <b>CT1092WP1</b> <b>AP9013</b> <b>AP9019</b> <b>AP9023</b> <b>AP9042</b> <b>VD1094</b> <b>VD1096</b> <b>MS08</b>	ALT, (AC), ORG-NO 10556↔, ↔ORG-NO 11073, 10/2005↔, ↔03/2007 ALT, (-AC), ORG-NO 10556↔, ↔ORG-NO 11073, 10/2005↔, ↔03/2007 ALT, (AC), ORG-NO 11074↔, 03/2007↔ ALT, (AC), ↔ORG-NO 10555, ↔10/2005 ALT, (AC), ↔ORG-NO 10555, MTR-CODE: DV6ATED4, ↔10/2005 ALT, (AC), ORG-NO 11074↔, 03/2007↔ ALT, (AC), ↔ORG-NO 10555, ↔10/2005 ALT, (AC), ORG-NO 11074↔, 03/2007↔, ALT, (AC), ↔ORG-NO 10555, ↔10/2005 CA CA CA ↔ORG-NO 10555 ORG-NO 10556↔ FOR ART-NO: VD1094, VD1096
1.6 VTi 120	07/08-07/11	5FW (EP6)	88	1598	<b>6PK684 ELAST</b> <b>6PK905 EXTRA</b> <b>6PK905 EXTRA K1</b> <b>AP9018</b>	ALT, (AC) ALT, (AC) ALT, (AC)
2.0 HDi	11/04-12/10	RHR (DW10BTED4)	100	1997	<b>6PK1217</b> <b>6PK1217K1</b> <b>CT1091</b> <b>CT1091K1</b> <b>CT1091WP1</b> <b>AP9019</b> <b>AP9023</b>	ALT, AC, MTR-CODE: DW10BTED4 ALT, AC, MTR-CODE: DW10BTED4 CA, MTR-CODE: DW10BTED4 CA, MTR-CODE: DW10BTED4 CA, MTR-CODE: DW10BTED4



ContiTech



# CITROËN

## C4 (LA, LC)

					<b>AP9042</b>	
<b>C4 AIRCROSS</b>						
1.6 HDi 115, 1.6 HDi 115 AWC	04/12-	9HL (DV6C)	84	1560	<b>6PK800</b> <b>6PK976</b> <b>6PK976K1</b> <b>CT1162</b> <b>CT1162K1</b> <b>CT1162WP1</b> <b>AP9019</b> <b>VD1096</b> <b>MS08</b>	ALT, (-AC), (-START-STOP) ALT, (AC), (-START-STOP) ALT, (AC), (-START-STOP) CA CA CA
1.8 HDi 150, 1.8 HDi 150 AWC	04/12-	4N13	110	1798	<b>6PK1370</b> <b>6PK1486</b>	ALT, ORG-NO 13115⇒, 10/2012⇒ ALT, ⇒ORG-NO 13114, ⇒10/2012
2.0, 2.0 AWC	04/12-	4B11	110	1998	<b>AP9080</b>	

## C4 CACTUS

1.2 VTi 75, 1.2 VTi 82	09/14-	HMU (EB2D), HMZ (EB2F)	55-60	1199	<b>6PK1070</b> <b>6PK848 ELAST</b>	ALT, (AC) ALT, (-AC)
1.6 HDi 90	09/14-	9HP (DV6DTED)	68	1560	<b>6PK1020 EXTRA</b> <b>6PK1020 EXTRA K1</b> <b>6PK1020 EXTRA K1</b> <b>CT1162</b> <b>CT1162K1</b> <b>CT1162WP1</b> <b>VD1096</b>	ALT, (START-STOP) ALT, (START-STOP), (-AC) ALT, (START-STOP), (AC) CA, MTR-CODE: DV6DTED CA, MTR-CODE: DV6DTED CA

## C4 Grand Picasso II

1.6 HDi 115	09/13-	9HC (DV6C)	85	1560	<b>6PK1020 EXTRA</b> <b>6PK1020 EXTRA K1</b> <b>6PK962</b> <b>6PK976</b> <b>CT1162</b> <b>CT1162K1</b> <b>CT1162WP1</b> <b>VD1096</b> <b>MS08</b>	ALT, (START-STOP) ALT, (AC), (START-STOP) ALT, (-START-STOP), FOR ALT: 150A ALT, (-START-STOP), FOR ALT: 180A CA CA CA CA ⇒09/2013, ⇒ORG-NO 13453 FOR ART-NO: VD1096
1.6 HDi 90	09/13-	9HP (DV6DTED)	68	1560	<b>6PK1020 EXTRA</b> <b>6PK1020 EXTRA K1</b> <b>6PK962</b> <b>6PK976</b> <b>CT1162</b> <b>CT1162K1</b> <b>CT1162WP1</b> <b>AP9019</b> <b>VD1096</b> <b>MS08</b>	ALT, (START-STOP) ALT, (AC), (START-STOP) ALT, (-START-STOP), FOR ALT: 150A ALT, (-START-STOP), FOR ALT: 180A CA CA CA (-START-STOP) ⇒09/2013, ⇒ORG-NO 13453 FOR ART-NO: VD1096
1.6 THP 155, 1.6 VTi 120	09/13-	5FS (EP6C), 5FV (EP6CDT)	88-115	1598	<b>6PK905 EXTRA</b> <b>6PK905 EXTRA K1</b> <b>AP9018</b>	ALT, (AC) ALT, (AC)
2.0 BlueHDi 150	09/13-	AHX (DW10FD)	110	1997	<b>6PK1073 EXTRA</b> <b>CT1140</b>	ALT, (AC), (START-STOP) CA

## C4 II (B7)

1.2 THP 130	04/14-	HNY (EB2DTS)	96	1199	<b>AP9019</b>	MTR-CODE: EB2DTS
1.4 VTi 95	11/09-	8FP (EP3)	70	1397	<b>6PK905 EXTRA</b> <b>6PK905 EXTRA K1</b> <b>AP9018</b>	ALT, (AC) ALT, (AC)
1.6 HDi 115	07/12-	9HR (DV6C)	84	1560	<b>6PK1020 EXTRA</b> <b>6PK1020 EXTRA K1</b> <b>6PK800</b> <b>6PK976</b> <b>6PK976K1</b> <b>CT1162</b> <b>CT1162K1</b> <b>CT1162WP1</b>	ALT, (START-STOP) ALT, (START-STOP), (AC) ALT, (AC), (-START-STOP) ALT, (AC), (-START-STOP) ALT, (AC), (-START-STOP) CA CA CA







CITROËN					
<b>C4 II (B7)</b>					
1.6 HDi 90, 1.6 HDi 110	11/09-	9HR (DV6C), 9HP (DV6DTED)	68-82	1560	<b>VD1096</b> <b>MS08</b> FOR ART-NO: VD1096 <b>6PK1020 EXTRA</b> ALT, (START-STOP) <b>6PK1020 EXTRA K1</b> ALT, (START-STOP), (AC) <b>6PK800</b> ALT, (AC), (-START-STOP) <b>6PK976</b> ALT, (AC), (-START-STOP) <b>6PK976K1</b> ALT, (AC), (-START-STOP) <b>CT1162</b> CA <b>CT1162K1</b> CA <b>CT1162WP1</b> CA <b>AP9019</b> <b>AP9023</b> <b>AP9042</b> <b>VD1096</b> <b>MS08</b> FOR ART-NO: VD1096
1.6 VTi 120	11/09-	5FS (EP6C)	88	1598	<b>6PK905 EXTRA</b> ALT, (AC) <b>6PK905 EXTRA K1</b> ALT, (AC) <b>AP9018</b>
<b>C4 Picasso / C4 Grand Picasso I (UD_, UA_)</b>					
1.6 HDi	10/06-	9HZ (DV6TED4), 9HY (DV6TED4)	80	1560	<b>6PK1090 ELAST</b> ALT, (AC), ⇨ORG-NO 10948 <b>6PK780 ELAST</b> ALT, (-AC) <b>6PK800</b> ALT, (-AC), (FAP) <b>6PK976</b> ALT, (AC), ORG-NO 10949⇨ <b>6PK976K1</b> ALT, (AC), ORG-NO 10949⇨ <b>CT1092</b> CA, MTR-CODE: DV6TED4 <b>CT1092K1</b> CA, MTR-CODE: DV6TED4 <b>CT1092WP1</b> MTR-CODE: DV6TED4, CA <b>AP9013</b> <b>AP9019</b> <b>AP9023</b> <b>AP9040</b> <b>AP9042</b> <b>VD1096</b> <b>MS08</b> FOR ART-NO: VD1096
1.6 HDi 110	09/10-	9HR (DV6C), 9HL (DV6C)	82	1560	<b>6PK1020 EXTRA</b> ALT, (START-STOP) <b>6PK1020 EXTRA K1</b> ALT, (START-STOP), (AC) <b>6PK800</b> ALT, (AC), (-START-STOP) <b>6PK976</b> ALT, (AC), (-START-STOP) <b>6PK976K1</b> ALT, (AC), (-START-STOP) <b>CT1162</b> CA <b>CT1162K1</b> CA <b>CT1162WP1</b> CA <b>AP9019</b> <b>VD1096</b> <b>MS08</b> FOR ART-NO: VD1096
1.6 VTi 120	07/08-08/13	5FW (EP6)	88	1598	<b>6PK684 ELAST</b> ALT, (-AC) <b>6PK905 EXTRA</b> ALT, (AC) <b>6PK905 EXTRA K1</b> ALT, (AC) <b>AP9018</b>
1.6 VTi 120, 1.6 16V	07/08-	5FW (EP6), 5FX (EP6DT)	88-110	1598	<b>6PK905 EXTRA</b> ALT, (AC) <b>6PK905 EXTRA K1</b> ALT, (AC) <b>AP9018</b>
1.8 i 16V	02/07-12/11	6FY (EW7A)	92	1749	<b>6PK1000</b> CA <b>CT1110</b> CA, MTR-CODE: EW7A <b>CT1110K1</b> CA, MTR-CODE: EW7A
2.0 HDi 138	10/06-	RHJ (DW10BTED4), RHR (DW10BTED4)	100	1997	<b>6PK1217</b> ALT, AC, MTR-CODE: DW10BTED4 <b>6PK1217K1</b> ALT, AC, MTR-CODE: DW10BTED4 <b>6PK1244</b> ALT, MTR-CODE: DW10CTED4 <b>CT1091</b> CA, MTR-CODE: DW10BTED4 <b>CT1091K1</b> CA, MTR-CODE: DW10BTED4



**CITROËN**

C4 Picasso / C4 Grand Picasso I (UD\_, UA\_) ↩

2.0 HDi 150	07/09-	RHE (DW10CTED4)	110	1997	<b>CT1091WP1</b> <b>CT1140</b> <b>CT1140K1</b> <b>AP9013</b> <b>AP9019</b> <b>AP9023</b> <b>AP9040</b> <b>AP9042</b>	CA, MTR-CODE: DW10BTED4 CA, MTR-CODE: DW10CTED4 CA, MTR-CODE: DW10CTED4
2.0 HDi 150	07/09-	RHE (DW10CTED4)	110	1997	<b>6PK1244</b> <b>CT1140</b> <b>CT1140K1</b> <b>AP9013</b> <b>AP9040</b> <b>AP9042</b>	ALT CA CA, MTR-CODE: DW10DTED4
2.0 i 16V	02/07-08/13	RFJ (EW10A)	103	1997	<b>6PK1000</b> <b>CT1110</b> <b>CT1110K1</b>	ALT CA, MTR-CODE: EW10A CA, MTR-CODE: EW10A

**C4 Picasso II**

1.2 THP 130	04/14-	HNY (EB2DTS)	96	1199	<b>AP9019</b>	MTR-CODE: EB2DT
1.6 HDi 115	02/13-	9HC (DV6C)	85	1560	<b>6PK1020 EXTRA</b> <b>6PK1020 EXTRA K1</b> <b>6PK962</b> <b>6PK976</b> <b>CT1162</b> <b>CT1162K1</b> <b>CT1162WP1</b> <b>VD1096</b> <b>MS08</b>	ALT, (START-STOP) ALT, (START-STOP) ALT, (START-STOP), FOR ALT: 150A ALT, (START-STOP), FOR ALT: 180A CA CA CA CA ⇒09/2013, ⇒ORG-NO 13453 FOR ART-NO: VD1096
1.6 HDi 90	02/13-	9HP (DV6DTED)	68	1560	<b>6PK1020 EXTRA</b> <b>6PK1020 EXTRA K1</b> <b>6PK962</b> <b>6PK976</b> <b>CT1162</b> <b>CT1162K1</b> <b>CT1162WP1</b> <b>AP9019</b> <b>VD1096</b> <b>MS08</b>	ALT, (START-STOP) ALT, (START-STOP) ALT, (START-STOP), FOR ALT: 150A ALT, (START-STOP), FOR ALT: 180A CA CA CA CA (-START-STOP) ⇒09/2013, ⇒ORG-NO 13453 FOR ART-NO: VD1096
1.6 VTi 120, 1.6 THP 155	02/13-	5FS (EP6C), 5FV (EP6CDT)	88-115	1598	<b>6PK905 EXTRA</b> <b>6PK905 EXTRA K1</b> <b>AP9018</b>	ALT, (AC) ALT, (AC)
2.0 BlueHDi 150	09/13-	AHX (DW10FD)	110	1997	<b>6PK1073 EXTRA</b> <b>CT1140</b>	ALT, (AC), (START-STOP) CA

**C4 Saloon**

1.6 Flex	12/14-		128	1598	<b>AP9018</b>	MTR-CODE: EP6CDT
----------	--------	--	-----	------	---------------	------------------

**C5 I (DC\_, DE\_) ↩**

1.8 16V	03/01-08/04	6FZ (EW7J4)	85	1749	<b>6PK1190</b> <b>6PK1710</b> <b>6PK1710K2</b> <b>CT1138</b> <b>CT1138K1</b> <b>CT1138WP1</b>	ALT, (AC) ALT, (AC) ALT, (AC) CA CA CA
2.0 16V	03/01-08/04	RFN (EW10J4)	100	1997	<b>6PK1185</b> <b>6PK1710</b> <b>6PK1710K2</b> <b>CT1138</b> <b>CT1138K1</b> <b>CT1138WP1</b>	ALT, PS ALT, PS, AC ALT, (AC), (PS) CA CA CA
2.0 16V HPI	03/01-08/04	RLZ (EW10D)	103	1997	<b>6PK1185</b> <b>6PK1710</b> <b>6PK1710K2</b>	ALT, PS, (AC) ALT, PS, AC ALT, (AC), (PS)





CITROËN					CITROËN	
C5 I (DC, DE)						
2.0 HDi	03/01-08/04	RHZ (DW10ATED)	80	1997	<b>CT1019</b> <b>CT1019K1</b> <b>6PK1453</b> <b>6PK1740</b> <b>6PK1740D1</b> <b>6PK1743</b> <b>6PK1750</b> <b>6PK1750D2</b> <b>6PK1750D2</b> <b>6PK1750K1</b> <b>CT987</b> <b>CT987K1</b> <b>CT987K2</b> <b>CT987WP1</b> <b>CT987WP2</b> <b>AP9019</b> <b>AP9023</b> <b>AP9038</b> <b>AP9042</b> <b>VD1080</b> <b>VD1080</b> <b>VD1095</b> <b>VD1095</b> <b>MS01</b>	CA CA ALT, (-AC) ALT, (AC), ⇨ORG-NO 09337, (SANDEN) ALT, (AC), ⇨ORG-NO 09337, (SANDEN) ALT, (AC), ORG-NO 09338⇨, (SANDEN) ALT, (AC), (DELPHI) ALT, (AC), (AUTOM), ⇨ORG-NO 09365, (DELPHI) ALT, (AC), (MANL), ⇨ORG-NO 09337, (DELPHI) ALT, (AC), (DELPHI) CA CA, ⇨ORG-NO 08756 CA, ORG-NO 08757⇨ CA, ⇨ORG-NO 08756 CA, ORG-NO 08757⇨ (MANL), ⇨ORG-NO 09337 (AUTOM), ⇨ORG-NO 09365 (AUTOM), ORG-NO 09366⇨ (MANL), ORG-NO 09338⇨ FOR ART-NO: VD1080, VD1095
		RHY (DW10TD)	66	1997	<b>6PK1453</b> <b>6PK1740</b> <b>6PK1740D1</b> <b>6PK1750</b> <b>6PK1750D2</b> <b>6PK1750K1</b> <b>CT987</b> <b>CT987K1</b> <b>CT987K2</b> <b>CT987WP1</b> <b>CT987WP2</b> <b>AP9019</b> <b>AP9023</b> <b>AP9038</b> <b>AP9042</b> <b>VD1080</b> <b>VD1080</b> <b>VD1095</b> <b>VD1095</b> <b>MS02</b>	ALT, (-AC) ALT, (AC), (SANDEN) ALT, (AC), (SANDEN), ⇨ORG-NO 09337 ALT, (AC), (DELPHI) ALT, (AC), (DELPHI), ⇨ORG-NO 09337 ALT, (AC), (DELPHI) CA CA, ⇨ORG-NO 08756 CA, ORG-NO 08757⇨ CA, ⇨ORG-NO 08756 CA, ORG-NO 08757⇨ (AUTOM), ⇨ORG-NO 09365 (MANL), ⇨ORG-NO 09337 (AUTOM), ORG-NO 09366⇨ (MANL), ORG-NO 09338⇨ FOR ART-NO: VD1080, VD1095
2.2 HDi	03/01-08/04	4HX (DW12TED4/FAP)	98	2179	<b>6PK1453</b> <b>6PK1740</b> <b>6PK1740D1</b> <b>6PK1750</b> <b>6PK1750D2</b> <b>CT1037</b> <b>CT1037K2</b> <b>CT1037WP1</b> <b>AP9019</b> <b>AP9023</b> <b>AP9038</b> <b>AP9042</b> <b>VD1080</b> <b>MS02</b>	ALT, (AC) ALT, (AC), (SANDEN) ALT, (AC), (SANDEN) ALT, (AC), (DELPHI) ALT, (AC), (DELPHI) CA, MTR-CODE: DW12TED4 CA, MTR-CODE: DW12TED4 CA, MTR-CODE: DW12TED4 FOR ART-NO: VD1080
3.0 V6	03/01-08/04	XFX (ES9J4S)	152	2946	<b>6PK1590</b> <b>CT1052</b> <b>CT1052K1</b>	ALT, AC CA CA

CITROËN



ContiTech



**CITROËN**

**C5 II (RC\_RE\_)**  
1.6 HDi

09/04-

9HZ (DV6TED4),  
9HY (DV6TED4)

80

1560

- 6PK1705K2**
- 6PK1710**
- CT1092**
- CT1092K1**
- CT1092WP1**
- AP9013**
- AP9019**
- AP9023**
- AP9042**
- VD1094**
- VD1096**
- MS08**

ALT  
ALT  
CA  
CA  
CA  
CA  
  
⇒ORG-NO 10555  
ORG-NO 10556⇒  
FOR ART-NO: VD1094, VD1096

1.8 16V

09/05-

6FY (EW7A)

92

1749

- 6PK1000**
- CT1110**
- CT1110K1**

ALT  
CA, MTR-CODE: EW7A  
CA, MTR-CODE: EW7A

2.0 16V

09/04-

RFJ (EW10A)

103

1997

- 6PK1000**
- CT1110**
- CT1110K1**

ALT  
CA, MTR-CODE: EW10A  
CA, MTR-CODE: EW10A

2.0 HDi

09/04-

RHR  
(DW10BTED4)

100

1997

- 6PK1217**
- 6PK1217K1**
- CT1091**
- CT1091K1**
- CT1091WP1**
- AP9013**
- AP9019**
- AP9023**
- AP9040**
- AP9042**

ALT, AC  
ALT, AC  
CA  
CA  
CA

2.2 HDi

09/04-

4HX  
(DW12TED4/FAP)

98

2179

- 6PK1740**
- 6PK1740D1**
- 6PK1740K4**
- CT1037**
- CT1037K2**
- CT1037WP1**
- AP9019**
- AP9023**
- AP9038**
- AP9042**
- VD1080**
- MS02**

ALT, MTR-CODE: DW12TED4  
MTR-CODE: DW12TED4, ALT, (AC)  
ALT, MTR-CODE: DW12TED4  
CA, MTR-CODE: DW12TED4  
CA  
CA  
  
FOR ART-NO: VD1080

**C5 III (RD\_TD\_)**  
1.6 HDi

02/08-

9HZ (DV6TED4)

80

1560

- 6PK1710**
- 6PK1710K1**
- CT1092**
- CT1092K1**
- CT1092WP1**
- AP9019**
- AP9040**
- VD1096**
- MS08**

ALT  
ALT, (-ELECTR PS)  
CA  
CA  
CA  
  
FOR ART-NO: VD1096

1.6 HDi 110, 1.6 HDi 115

07/10-

9HR (DV6C), 9HL  
(DV6C)

82-84

1560

- 6PK1020 EXTRA**
- 6PK1020 EXTRA K1**
- 6PK976**
- 6PK976K1**
- CT1162**
- CT1162K1**
- CT1162WP1**
- AP9019**
- VD1096**
- MS08**

ALT, (START-STOP)  
ALT, (START-STOP), (AC)  
ALT, (AC), (-START-STOP)  
ALT, (AC), (-START-STOP)  
CA  
CA  
CA  
  
MTR-CODE: DV6TED4  
FOR ART-NO: VD1096

1.6 THP 155

04/09-

5FV (EP6CDT)

115

1598

- 6PK905 EXTRA**

ALT, (AC)





CITROËN						
<b>C5 III (RD,TD)</b>						
↔					<b>6PK905 EXTRA K1</b> <b>AP9018</b>	ALT, (AC)
2.0 16V	02/08-	RFJ (EW10A)	103	1997	<b>6PK1000</b> <b>CT1110</b> <b>CT1110K1</b>	ALT CA CA
2.0 HDi	02/08-	RHR (DW10BTED4), RHF (DW10BTED4)	100	1997	<b>6PK1217</b> <b>6PK1217K1</b> <b>6PK1244</b> <b>CT1091</b> <b>CT1091K1</b> <b>CT1091WP1</b> <b>CT1140</b> <b>CT1140K1</b> <b>AP9019</b> <b>AP9023</b> <b>AP9040</b> <b>AP9042</b>	ALT, AC, MTR-CODE: DW10BTED4 ALT, AC, MTR-CODE: DW10BTED4 ALT, MTR-CODE: DW10CTED4 CA, MTR-CODE: DW10BTED4 CA, MTR-CODE: DW10BTED4 CA, MTR-CODE: DW10BTED4 CA, MTR-CODE: DW10CTED4 CA, MTR-CODE: DW10CTED4
2.0 HDi 140	04/09-	RHF (DW10BTED4)	103	1997	<b>6PK1217</b> <b>6PK1217K1</b> <b>CT1091</b> <b>CT1091K1</b> <b>CT1091WP1</b> <b>AP9013</b> <b>AP9023</b> <b>AP9040</b> <b>AP9042</b>	ALT ALT CA CA CA
2.0 HDi 165	04/09-	RHH (DW10CTED4)	120	1997	<b>6PK1244</b> <b>CT1140</b> <b>CT1140K1</b> <b>AP9019</b>	ALT, (START-STOP) CA CA
2.0 HDi 180	03/15-	AHW (DW10FC)	133	1997	<b>6PK1073 EXTRA</b> <b>AP9019</b>	ALT, (START-STOP)
<b>C6 (TD)</b>						
2.7 HDi	09/05-	DT17ED4, UHZ (DT17BTED4)	150	2720	<b>6PK1885</b> <b>CT1117</b> <b>CT1117K1</b> <b>CT1118</b> <b>CT1118K1</b>	ALT CA CA INJP INJP
<b>C8 (EA, EB)</b>						
2.0 16V	09/05-	RFJ (EW10A)	103	1997	<b>6PK1000</b> <b>6PK1705</b> <b>CT1110</b> <b>CT1110K1</b> <b>CT1138</b> <b>CT1138K1</b> <b>CT1138WP1</b>	ALT, AC, MTR-CODE: EW10A ALT, PS, AC, MTR-CODE: EW10J4 CA, MTR-CODE: EW10A CA, MTR-CODE: EW10A CA, MTR-CODE: EW10J4 CA, MTR-CODE: EW10J4 CA, MTR-CODE: EW10J4
2.0 HDi	07/02-	RHT (DW10ATED4), RHM (DW10ATED4)	79	1997	<b>6PK1740</b> <b>6PK1740D1</b> <b>6PK1740K1</b> <b>CT1063</b> <b>CT1063K2</b> <b>CT1063WP1</b> <b>AP9019</b> <b>AP9023</b> <b>AP9038</b> <b>AP9042</b> <b>VD1080</b> <b>VD1095</b> <b>MS02</b>	ALT, (AC) ALT, (AC), ⇒ORG-NO 09519 ALT, (AC) CA CA CA ⇒ORG-NO 09519 ORG-NO 09520⇒ FOR ART-NO: VD1080, VD1095
	02/07-	RHK (DW10UTED4)	88	1997	<b>6PK1217</b> <b>6PK1217K1</b>	ALT ALT

CITROËN



ContiTech



**CITROËN**

C8 (EA\_, EB\_) ↔

					<b>CT1091</b> <b>CT1091K1</b> <b>CT1091WP1</b> <b>AP9013</b> <b>AP9019</b> <b>AP9023</b> <b>AP9040</b> <b>AP9042</b>	CA CA CA
2.0 HDi 135	03/06-	RHR (DW10BTED4), RHD (DW10CTED4), RHD (DW10CB)	100	1997	<b>6PK1217</b> <b>6PK1217K1</b> <b>6PK1244</b> <b>CT1091</b> <b>CT1091K1</b> <b>CT1091WP1</b> <b>CT1140</b> <b>CT1140K1</b> <b>AP9013</b> <b>AP9019</b> <b>AP9023</b> <b>AP9040</b> <b>AP9042</b>	ALT, (AC), MTR-CODE: DW10BTED4 ALT, (AC), MTR-CODE: DW10BTED4 ALT, (AC), MTR-CODE: DW10CTED4 CA, MTR-CODE: DW10BTED4 CA, MTR-CODE: DW10BTED4 CA, MTR-CODE: DW10CTED4 CA, MTR-CODE: DW10CTED4
2.0 HDi 165	03/06-	RHH (DW10CTED4), RHE (DW10CTED4)	120	1997	<b>6PK1244</b> <b>CT1140</b> <b>CT1140K1</b> <b>AP9019</b>	ALT CA CA
2.2 HDi	07/02-	4HW (DW12TED4)	94	2179	<b>6PK1740</b> <b>6PK1740D1</b> <b>6PK1740K4</b> <b>CT1037</b> <b>CT1037K2</b> <b>CT1037WP1</b> <b>AP9019</b> <b>AP9023</b> <b>AP9038</b> <b>AP9042</b> <b>VD1080</b> <b>VD1095</b> <b>MS02</b>	ALT ALT, (AC), ↔ORG-NO 10247 ALT CA CA CA ↔ORG-NO 10247 ORG-NO 10248↔ FOR ART-NO: VD1080, VD1095
<b>C-CROSSER (EP_)</b> 2.2 HDi	02/07-	4HN (DW12MTED4)	115	2179	<b>6PK1743</b> <b>CT1142</b> <b>CT1142K1</b>	ALT CA CA
2.4 16V	08/08-	SFZ (4B12-MMC)	125	2360	<b>6PK2563</b> <b>AP9080</b>	ALT, ↔ORG-NO 12464
<b>C-ELYSEE</b> 1.2 VTi 72	11/12-	HMY (EB2M)	53	1199	<b>6PK1070</b> <b>6PK848 ELAST</b> <b>AP9019</b>	ALT, (AC) ALT, (-AC)
1.6 HDi 92	11/12-	9HP (DV6DTED), 9HJ (DV6DTEDM)	68	1560	<b>6PK800</b> <b>6PK962</b> <b>CT1162</b> <b>CT1162K1</b> <b>CT1162WP1</b> <b>AP9019</b> <b>VD1096</b> <b>MS08</b>	ALT, (AC) ALT, (AC) CA CA CA FOR ART-NO: VD1096
1.6 VTi 115	11/12-	NFP (EC5)	85	1587	<b>6PK730</b> <b>CT1065</b> <b>CT1065K3</b> <b>VD1100</b>	ALT, (-AC) CA CA





ContiTech



**CITROËN**

**DS3 / DS3 Cabriolet**  
 ↔ 1.2 VTi 82

	01/13-	HMZ (EB2F)	60	1199	<b>6PK1070</b> <b>6PK848 ELAST</b> <b>AP9019</b>	ALT, (AC) ALT, (AC)
1.4 HDi 70	04/10-	8HR (DV4C)	50	1398	<b>6PK1020 EXTRA</b> <b>6PK1020 EXTRA K1</b> <b>6PK800</b> <b>6PK976</b> <b>6PK976K1</b> <b>CT1163</b> <b>CT1163K1</b> <b>AP9019</b>	ALT, (START-STOP) ALT, (START-STOP), (AC) ALT, (AC), (-START-STOP) ALT, (AC), (-START-STOP) ALT, (AC), (-START-STOP) CA CA
1.4 VTi 95	04/10-	8FP (EP3)	70	1397	<b>6PK684 ELAST</b> <b>6PK905 EXTRA</b> <b>6PK905 EXTRA K1</b> <b>AP9018</b>	ALT, (AC) ALT, (AC) ALT, (AC)
1.4 VTi 95 LPG	08/12-	8FN (EP3)	70	1397	<b>6PK684 ELAST</b> <b>6PK905 EXTRA</b> <b>6PK905 EXTRA K1</b>	ALT, (AC) ALT, (AC) ALT, (AC)
1.6 HDi 115	08/12-	9HL (DV6C)	84	1560	<b>6PK1020 EXTRA</b> <b>6PK1020 EXTRA K1</b> <b>6PK800</b> <b>6PK976</b> <b>6PK976K1</b> <b>CT1162</b> <b>CT1162K1</b> <b>CT1162WP1</b> <b>VD1096</b> <b>MS08</b>	ALT, (START-STOP) ALT, (START-STOP), (AC) ALT, (AC), (-START-STOP) ALT, (AC), (-START-STOP) ALT, (AC), (-START-STOP) CA CA CA FOR ART-NO: VD1096
1.6 HDi 90, 1.6 HDi 110	11/09-	9HP (DV6DTE), 9HR (DV6C)	68-82	1560	<b>6PK1020 EXTRA</b> <b>6PK1020 EXTRA K1</b> <b>6PK800</b> <b>6PK976</b> <b>6PK976K1</b> <b>CT1162</b> <b>CT1162K1</b> <b>CT1162WP1</b> <b>AP9019</b> <b>VD1096</b> <b>MS08</b>	ALT, (START-STOP) ALT, (START-STOP), (AC) ALT, (AC), (-START-STOP) ALT, (AC), (-START-STOP) ALT, (AC), (-START-STOP) CA CA CA FOR ART-NO: VD1096
1.6 Racing	03/14-	5FD (EP6DTS)	152	1598	<b>AP9018</b>	
1.6 THP 165	10/14-	5GZ (EP6FDT)	121	1598	<b>AP9018</b>	MTR-CODE: EP6CDT / EP6FDT
1.6 VTi 120, 1.6 THP 150, 1.6 THP 155	04/10-	5FS (EP6C), 5FN (EP6CDT), 5FR (EP6DT), 5FV (EP6CDT)	88-115	1598	<b>6PK684 ELAST</b> <b>6PK905 EXTRA</b> <b>6PK905 EXTRA K1</b> <b>AP9018</b>	ALT, (AC) ALT, (AC) ALT, (AC)
<b>DS4</b>						
1.6 HDi 110	04/11-	9HR (DV6C)	82	1560	<b>6PK1020 EXTRA</b> <b>6PK1020 EXTRA K1</b> <b>6PK976</b> <b>6PK976K1</b> <b>CT1162</b> <b>CT1162K1</b> <b>CT1162WP1</b> <b>AP9019</b> <b>VD1096</b> <b>MS08</b>	ALT, (START-STOP) ALT, (START-STOP) ALT, (AC), (-START-STOP) ALT, (AC), (-START-STOP) CA CA CA FOR ART-NO: VD1096
1.6 HDi 110, 1.6 HDi 115	04/11-	9HL (DV6C)	81-84	1560	<b>6PK1020 EXTRA</b> <b>6PK1020 EXTRA K1</b> <b>6PK976</b> <b>6PK976K1</b> <b>CT1162</b>	ALT, (START-STOP) ALT, (START-STOP) ALT, (AC), (-START-STOP) ALT, (AC), (-START-STOP) CA





ContiTech



**CITROËN**

DS4  
↔

1.6 VTi 120, 1.6 THP 160	04/11-	5FS (EP6C), 5FM (EP6DT)	88-120	1598	<b>CT1162K1</b> <b>CT1162WP1</b> <b>VD1096</b> <b>MS08</b>	CA CA FOR ART-NO: VD1096
2.0 BlueHDi 150, 2.0 BlueHDi 180	07/14-	AHX (DW10FD), AHW (DW10FC)	110-133	1997	<b>6PK905 EXTRA</b> <b>6PK905 EXTRA K1</b> <b>AP9018</b>	ALT, (AC) ALT, (AC)
2.0 HDi 165	04/11-	RHH (DW10CTED4)	120	1997	<b>6PK1244</b> <b>CT1140</b> <b>CT1140K1</b> <b>AP9019</b>	ALT, (-START-STOP) CA CA

DS5

1.6 HDi	11/13-	BHX (DV6FC)	85	1560	<b>6PK962</b> <b>VD1096</b>	ALT
1.6 HDi 115	06/12-	9HD (DV6C)	84	1560	<b>6PK1020 EXTRA</b> <b>6PK1020 EXTRA K1</b> <b>CT1162</b> <b>CT1162K1</b> <b>CT1162WP1</b> <b>VD1096</b> <b>MS08</b>	ALT, (START-STOP) ALT, (START-STOP), MTR-CODE: DV6C CA CA CA FOR ART-NO: VD1096
2.0 BlueHDi 150	07/14-	AHX (DW10FD)	110	1997	<b>6PK1073 EXTRA</b>	ALT, (START-STOP)
2.0 BlueHDi 180	08/13-	AHW (DW10FC)	133	1997	<b>6PK1073 EXTRA</b>	ALT, (AC), (START-STOP)
2.0 HDi 165	11/11-	RHH (DW10CTED4)	120	1997	<b>6PK1080</b> <b>6PK1244</b> <b>CT1140</b> <b>CT1140K1</b> <b>AP9019</b>	ALT, (CHAIN HYBRID), (-START-STOP) ALT, (NOT CHAIN HYBRID), (-START-STOP) CA CA

**EVASION (22, U6)**  
2.0 HDi 16V

09/99-07/02	RHW (DW10ATED4)	80	1997	<b>6PK1468</b> <b>6PK1468D1</b> <b>6PK1468K1</b> <b>6PK1740</b> <b>6PK1740D1</b> <b>6PK1740K1</b> <b>6PK1750</b> <b>6PK1750D2</b> <b>6PK1750K1</b> <b>CT1063</b> <b>CT1063K2</b> <b>CT1063WP1</b> <b>AP9023</b> <b>AP9042</b> <b>VD1080</b>	ALT, (-AC) ALT, (-AC) ALT, (-AC), (Evasion, Synergie) ALT, (AC), (SANDEN) ALT, (AC), (SANDEN) ALT, (AC), (SANDEN) ALT, (AC), (DELPHI) ALT, (AC), (DELPHI) ALT, (AC), (DELPHI) CA CA CA
-------------	-----------------	----	------	---	---

**JUMPER (230, 230L, 230P)**  
1.9 D, 1.9 TD, 1.9 TD 4x4

02/94-04/02	D9B (XUD9A/U), DHX (XUD9TF/BTF), D8C (XUD9UTF)	51-68	1905	<b>AVX10X710</b> <b>4PK755</b> <b>6PK1153</b> <b>6PK730</b> <b>CT1061</b> <b>CT1061K2</b> <b>CT1061WP1</b> <b>CT1061WP3</b> <b>VD1086</b> <b>MS01</b>	PS, ⇄12/1996 PS, 12/1996⇄ ALT, (AC) ALT, (-AC) CA CA CA, ⇄01/1997 CA, 02/1997⇄ (-PS) FOR ART-NO: VD1086
08/94-04/02	T9A (DJ5)	63	2446	<b>3PK866</b> <b>4PK866</b> <b>6PK1015</b> <b>6PK800</b>	WP, 06/1996⇄ WP, ⇄05/1996 ALT, PS ALT, (-PS)







CITROËN						
JUMPER (230, 230L, 230P)						
					<b>6PK915</b> <b>CT891</b> <b>CT891K1</b>	AC CA CA
2.5 TD	08/94-04/02	T8A (DJ5T)	76	2446	<b>3PK945</b> <b>4PK945</b> <b>6PK1015</b> <b>6PK800</b> <b>6PK915</b> <b>CT891</b> <b>CT891K1</b>	WP, 06/1996⇔ WP, ⇔05/1996 ALT, PS ALT, (-PS) AC CA CA
2.5 TDi	12/96-04/02	THX (DJ5TED)	79	2446	<b>3PK945</b> <b>6PK1015</b> <b>6PK800</b> <b>6PK915</b> <b>CT951</b> <b>CT951K1</b>	WP ALT, PS ALT, (-PS) AC CA CA
2.8 HDi	09/00-04/02	8140.435	94	2798	<b>5PK1100</b> <b>6PK948</b> <b>6PK995</b> <b>6PK995D1</b> <b>CT1038</b> <b>CT1038K1</b> <b>CT1038K2</b> <b>AP9038</b> <b>VD1062</b> <b>MS27</b>	AC ALT, PS, (MANL) ALT, PS, (AUTOM) ALT, (AUTOM) CA CA CA (-AC) FOR ART-NO: VD1062
JUMPER (244, 244, Z.)						
2.0 HDi	04/02-	RHV (DW10UTD)	62	1997	<b>4PK755</b> <b>4PK755</b> <b>6PK1185</b> <b>6PK1468</b> <b>6PK1468D1</b> <b>6PK875</b> <b>CT987</b> <b>CT987K1</b> <b>CT987WP1</b> <b>AP9038</b> <b>AP9042</b> <b>VD1080</b> <b>MS02</b>	MTR-CODE: DW10TD, 06/2004⇔, PS, (-AC) MTR-CODE: DW10TD, PS, (AC) MTR-CODE: DW10TD, ALT, (AC) MTR-CODE: DW10TD, ALT, PS, (-AC), ⇔05/2004 MTR-CODE: DW10TD, ⇔04/2004, ALT, PS, (-AC) MTR-CODE: DW10TD, ALT, (-AC), 06/2004⇔ MTR-CODE: DW10TD, CA MTR-CODE: DW10TD, CA MTR-CODE: DW10TD, CA
		RHV (DW10UTD), RHV (DW10TD)	62	1997	<b>4PK755</b> <b>4PK755</b> <b>6PK1185</b> <b>6PK1468</b> <b>6PK1468D1</b> <b>6PK875</b> <b>CT987</b> <b>CT987K1</b> <b>CT987WP1</b> <b>AP9019</b> <b>AP9023</b> <b>AP9038</b> <b>AP9042</b> <b>VD1080</b> <b>MS02</b>	MTR-CODE: DW10TD, 06/2004⇔, PS, (-AC) MTR-CODE: DW10TD, PS, (AC) MTR-CODE: DW10TD, ALT, (AC) MTR-CODE: DW10TD, ALT, PS, (-AC), ⇔05/2004 MTR-CODE: DW10TD, ⇔04/2004, ALT, PS, (-AC) MTR-CODE: DW10TD, ALT, (-AC), 06/2004⇔ MTR-CODE: DW10TD, CA MTR-CODE: DW10TD, CA MTR-CODE: DW10TD, CA (-AC), MTR-CODE: DW10TD FOR ART-NO: VD1080
2.0, 2.0 bivalent	04/02-	XU10J2	81	1998	<b>4PK755</b> <b>6PK1095</b> <b>6PK698</b> <b>CT865</b> <b>CT865K1</b>	PS ALT, (AC) ALT, (-AC) CA CA

CITROËN



ContiTech



**CITROËN**

**JUMPER (244, 244, Z)**  
↔ 2.2 HDi

04/02-

4HY  
(DW12UTED)

74

2179

- 4PK755**
- 4PK755**
- 6PK1185**
- 6PK1468**
- 6PK1468D1**
- 6PK875**
- CT1100**
- CT1100K2**
- AP9019**
- AP9023**
- AP9038**
- AP9042**
- VD1080**
- MS02**

MTR-CODE: DW12UTED, 06/2004↔, PS, (-AC)  
MTR-CODE: DW12UTED, PS, (AC)  
MTR-CODE: DW12UTED, ALT, (AC)  
MTR-CODE: DW12UTED, ALT, PS, (-AC), ↔05/2004  
ALT, PS, (-AC)  
MTR-CODE: DW12UTED, ALT, (-AC), 06/2004↔  
MTR-CODE: DW12UTED, CA  
MTR-CODE: DW12UTED, CA, 04/2004↔

MTR-CODE: DW12UTED  
FOR ART-NO: VD1080

2.8 HDi

05/04-

8140.43N

107

2798

- 5PK1100**
- 6PK948**
- 6PK995**
- CT1038**
- AP9038**
- VD1062**
- MS27**

AC  
ALT, PS, (MANL)  
ALT, PS, (AUTOM)  
CA  
(-AC)  
FOR ART-NO: VD1062

2.8 HDi, 2.8 HDi 4x4

04/02-

8140.43S

94

2798

- 5PK1100**
- 6PK948**
- 6PK995**
- 6PK995D1**
- CT1038**
- CT1038K1**
- CT1038K2**
- AP9038**
- VD1062**
- MS27**

AC  
ALT, PS, (MANL)  
ALT, PS, (AUTOM)  
ALT, (AUTOM)  
CA  
CA  
CA  
(-AC)  
FOR ART-NO: VD1062

**JUMPER Box / Bus / Platform / Chassis**

2.2 HDi 100

04/06-

4HV (P22DTE)

74

2198

- 4PK922 ELAST**
- 4PK922 ELAST T1**
- 6PK1670**
- 6PK873 ELAST**
- 6PK873 ELAST T1**
- AP9048**

PS  
PS, (AC)  
ALT, (AC)  
ALT, (-AC)  
ALT, PS, (-AC), 2 BELTS

2.2 HDi 120

04/06-

4HU (P22DTE)

88

2198

- 4PK922 ELAST**
- 4PK922 ELAST T1**
- 6PK1670**
- 6PK873 ELAST**
- 6PK873 ELAST T1**
- AP9048**
- VD1098**

PS  
PS, (AC)  
ALT, (AC)  
ALT, (-AC)  
ALT, PS, (-AC), 2 BELTS  
MTR-CODE: 22DT

2.2 HDi 130

07/11-

4HH (P22DTE)

96

2198

- AP9048**

3.0 HDi 155, 3.0 HDi 160

09/06-

F1CE0481D  
(F30DT)

115-

2999

- 4PK1102 ELAST**
- 6PK1165**
- AP9074**
- VD1121**

AC  
ALT

**JUMPY (U6U, BS, BT, BY, BZ, BU, BV, BW, BX)**

1.6 i

10/95-

220 A2.000,  
1580 SPI

58

1581

- AVX10X675**
- 4PK900**
- 6PK890**
- 6PK923**
- CT605**
- CT605K1**

PS  
ALT, (AC)  
ALT  
AC  
CA  
CA

1.9 D 70

04/98-

WJZ (DW8)

51

1868

- 6PK1045**
- 6PK1045K3**
- 6PK1390**
- 6PK1390K1**

ALT, (-PS), (AC), MTR-CODE: DW8  
ALT, (-PS), (AC), MTR-CODE: DW8  
ALT, (PS), (-AC), ↔ORG-NO 08374, MTR-CODE: DW8  
ALT, (PS), (-AC), MTR-CODE: DW8, ↔ORG-NO 08374





ContiTech



**CITROËN**

JUMPY (U6U, BS\_, BT\_, BY\_, BZ\_, BU\_, BV\_, BW\_, BX\_) ↵

					<b>6PK1440</b> ALT, (PS), (-AC), ORG-NO 08375↵, MTR-CODE: DW8, 10/1999↵, (Jumpy, Dispatch) <b>6PK1440K1</b> ALT, (PS), (-AC), ORG-NO 08375↵, MTR-CODE: DW8, 10/1999↵, (Jumpy, Dispatch) <b>6PK1750</b> ALT, (PS), (AC), MTR-CODE: DW8 <b>6PK1750K3</b> ALT, (PS), (AC), MTR-CODE: DW8 <b>6PK869</b> ALT, (-PS), (-AC), MTR-CODE: DW8 <b>CT986</b> CA <b>CT986K2</b> CA <b>CT986WP2</b> CA, MTR-CODE: DW8 <b>AP9019</b> <b>AP9023</b> <b>AP9042</b> <b>VD1080</b> (AC), ↵ORG-NO 10177, MTR-CODE: DW8B <b>VD1095</b> (AC), ORG-NO 10178↵, MTR-CODE: DW8B <b>VD1097</b> DW8 <b>VD1097</b> (-AC), ↵ORG-NO 09894, MTR-CODE: DW8B <b>MS02</b> FOR ART-NO: VD1080, VD1095 <b>MS12</b> FOR ART-NO: VD1097, ↵ORG-NO 08147 <b>MS14</b> FOR ART-NO: VD1097, ORG-NO 08148↵
		WJZ (DW8), WJY (DW8B)	51	1868	<b>6PK1045</b> ALT, (-PS), (AC), MTR-CODE: DW8 <b>6PK1045K3</b> ALT, (-PS), (AC), MTR-CODE: DW8 <b>6PK1390</b> ALT, (PS), (-AC), ↵ORG-NO 08374, MTR-CODE: DW8 <b>6PK1390K1</b> ALT, (PS), (-AC), MTR-CODE: DW8, ↵ORG-NO 08374 <b>6PK1440</b> ALT, (PS), (-AC), ORG-NO 08375↵, MTR-CODE: DW8, 10/1999↵, (Jumpy, Dispatch) <b>6PK1440K1</b> ALT, (PS), (-AC), ORG-NO 08375↵, MTR-CODE: DW8, 10/1999↵, (Jumpy, Dispatch) <b>6PK1750</b> ALT, (PS), (AC), MTR-CODE: DW8 <b>6PK1750K3</b> ALT, (PS), (AC), MTR-CODE: DW8 <b>6PK869</b> ALT, (-PS), (-AC), MTR-CODE: DW8 <b>CT986</b> CA <b>CT986K2</b> CA <b>CT986WP2</b> CA, MTR-CODE: DW8 <b>AP9019</b> <b>AP9023</b> <b>AP9042</b> <b>VD1080</b> (AC), ↵ORG-NO 10177 <b>VD1095</b> (AC), ORG-NO 10178↵ <b>VD1097</b> (-AC), ↵ORG-NO 09894 <b>MS02</b> FOR ART-NO: VD1080, VD1095 <b>MS12</b> FOR ART-NO: VD1097, ↵ORG-NO 08147 <b>MS14</b> FOR ART-NO: VD1097, ORG-NO 08148↵
1.9 D, 1.9 DT	10/95-08/00	D9B (XUD9A/U)	51-65	1905	<b>6PK1115</b> ALT, (AC), (PS) <b>6PK1165</b> ALT, (AC), (-PS) <b>6PK1740</b> ALT, (AC), (PS) <b>6PK1740K2</b> ALT, (AC), (PS) <b>6PK730</b> ALT, (AC), (-PS) <b>CT1061</b> CA <b>CT1061K2</b> CA <b>CT1061WP1</b> CA <b>VD1086</b> <b>MS01</b> FOR ART-NO: VD1086
1.9 TD	10/99-	D8B (XUD9TF)	68	1905	<b>AVX10X650</b> VACP <b>6PK1110</b> ALT, PS, (-AC) <b>6PK1165</b> ALT, AC, (-PS) <b>6PK1740</b> ALT, PS, AC <b>6PK1740K2</b> ALT, PS, AC <b>6PK730</b> ALT, (-PS), (-AC) <b>CT1061</b> CA <b>CT1061K2</b> CA

CITROËN



ContiTech



**CITROËN**

JUMPY (U6U, BS, BT, BY, BZ, BU, BV, BW, BX)



					<b>CT1061WP1</b> <b>AP9019</b> <b>AP9023</b> <b>AP9042</b> <b>VD1086</b> <b>MS01</b>	CA, MTR-CODE: XUD9TF  FOR ART-NO: VD1086
10/95-	DHX (XUD9TF/BTF)	66	1905	<b>AVX10X650</b> <b>6PK1110</b> <b>6PK1165</b> <b>6PK1740</b> <b>6PK1740K2</b> <b>6PK730</b> <b>CT1061</b> <b>CT1061K2</b> <b>CT1061WP1</b> <b>VD1086</b> <b>MS01</b>	VACP ALT, PS, (-AC) ALT, AC, (-PS) ALT, PS, AC ALT, PS, AC ALT, (-PS), (-AC) CA CA CA, MTR-CODE: XUD9TF MTR-CODE: XUD9TE FOR ART-NO: VD1086	
2.0 HDi 110	03/00-	RHW (DW10ATED4)	80	1997	<b>6PK1468</b> <b>6PK1468K1</b> <b>6PK1740</b> <b>6PK1740K1</b> <b>CT1063</b> <b>CT1063K2</b> <b>CT1063K3</b> <b>CT1063WP1</b> <b>AP9019</b> <b>AP9023</b> <b>AP9038</b> <b>AP9042</b> <b>VD1080</b> <b>VD1080</b> <b>VD1095</b> <b>MS01</b> <b>MS02</b>	ALT, (-AC) ALT, (-AC), (Dispatch, Jumpy) ALT, (AC) ALT, (AC) CA, MTR-CODE: DW10ATED4 CA, MTR-CODE: DW10ATED4, ⇨ ORG-NO 10010 CA, MTR-CODE: DW10ATED4, ORG-NO 10011 ⇨ CA, ⇨ ORG-NO 10010, MTR-CODE: DW10ATED4  MTR-CODE: DW10ATED DW10ATED4, ⇨ ORG-NO 09519 MTR-CODE: DW10ATED4, ORG-NO 09520 ⇨ FOR ART-NO: VD1080 FOR ART-NO: VD1095
		RHZ (DW10ATED)	80	1997	<b>6PK1468</b> <b>6PK1468D1</b> <b>6PK1468K1</b> <b>6PK1740</b> <b>6PK1740D1</b>  <b>6PK1740K1</b> <b>CT1063</b> <b>CT1063K2</b> <b>CT1063K3</b> <b>CT1063WP1</b> <b>CT987</b> <b>CT987K1</b>  <b>CT987K1</b> <b>CT987K2</b> <b>CT987K2</b>  <b>CT987WP1</b>  <b>CT987WP1</b> <b>CT987WP2</b>  <b>CT987WP2</b> <b>AP9019</b> <b>AP9023</b> <b>AP9038</b>	ALT, (-AC) MTR-CODE: DW10ATED, ALT, (-AC) ALT, (-AC), (Dispatch, Jumpy) ALT, (AC) MTR-CODE: DW10ATED, ALT, (AC), ⇨ ORG-NO 09519 ALT, (AC) CA, MTR-CODE: DW10ATED4 CA, MTR-CODE: DW10ATED4, ⇨ ORG-NO 10010 CA, MTR-CODE: DW10ATED4, ORG-NO 10011 ⇨ CA, ⇨ ORG-NO 10010, MTR-CODE: DW10ATED4 CA, MTR-CODE: DW10ATED, DW10BTED CA, MTR-CODE: DW10ATED, DW10BTED W3, ⇨ ORG-NO 08560 CA, MTR-CODE: DW10BTED W4, ⇨ ORG-NO 09867 CA, MTR-CODE: DW10BTED W4, ORG-NO 09868 ⇨ CA, MTR-CODE: DW10ATED, DW10BTED W3, ORG-NO 08561 ⇨ CA, MTR-CODE: DW10ATED, DW10BTED W3, ⇨ ORG-NO 08560 CA, MTR-CODE: DW10BTED W4, ⇨ ORG-NO 09867 CA, MTR-CODE: DW10ATED, DW10BTED W3, ORG-NO 08561 ⇨ CA, MTR-CODE: DW10BTED W4, ORG-NO 09868 ⇨



CITROËN



**CITROËN**

JUMPY (U6U, BS\_, BT\_, BY\_, BZ\_, BU\_, BV\_, BW\_, BX\_) ↵

					<b>AP9042</b> <b>VD1080</b> <b>VD1080</b> <b>VD1095</b> <b>MS01</b> <b>MS02</b>	DW10ATED4, ⇨ORG-NO 09519 MTR-CODE: DW10ATED MTR-CODE: DW10ATED4, ORG-NO 09520⇨ FOR ART-NO: VD1080 FOR ART-NO: VD1095
2.0 HDi 95	10/99-	RHX (DW10BTED)	69	1997	<b>6PK1468</b> <b>6PK1468D1</b>  <b>6PK1468K1</b> <b>6PK1740</b> <b>6PK1740K1</b> <b>CT987</b> <b>CT987K1</b> <b>CT987K1</b> <b>CT987K2</b> <b>CT987K2</b> <b>CT987WP1</b> <b>CT987WP1</b> <b>CT987WP2</b> <b>CT987WP2</b> <b>AP9023</b> <b>AP9042</b> <b>VD1080</b> <b>VD1095</b> <b>MS01</b>	ALT, (AC) MTR-CODE: DW10BTED, ALT, (-AC), ⇨ORG-NO 09519 ALT, (-AC), (Dispatch, Jumpy) ALT, (AC) ALT, (AC) CA, MTR-CODE: DW10ATED, DW10BTED CA, MTR-CODE: DW10ATED, ⇨ORG-NO 08560 CA, MTR-CODE: DW10BTED, ORG-NO 09868⇨ CA, MTR-CODE: DW10ATED, ORG-NO 08561⇨ CA, MTR-CODE: DW10BTED, ⇨ORG-NO 09867 CA, MTR-CODE: DW10BTED, ORG-NO 09868⇨ CA, MTR-CODE: DW10ATED, ⇨ORG-NO 08560 CA, MTR-CODE: DW10ATED, ORG-NO 08561⇨ CA, MTR-CODE: DW10BTED, ⇨ORG-NO 09867  ⇨ORG-NO 09519 ORG-NO 09520⇨ FOR ART-NO: VD1080, VD1095
2.0 i 16V	03/00-	RFN (EW10J4)	102	1997	<b>6PK1190</b> <b>6PK1710</b> <b>6PK1710K2</b>  <b>CT1138</b> <b>CT1138K1</b> <b>CT1138WP1</b>	ALT, (AC) ALT, (AC) ALT, (AC), MTR-CODE: RFN, ⇨ORG-NO 10614, ⇨11/2005 CA CA, MTR-CODE: RFN CA, MTR-CODE: RFN
<b>JUMPY / JUMPY Box</b> 1.6 HDi 90 16V	01/07-	9HU (DV6UTED4)	66	1560	<b>6PK1352</b> <b>6PK1710</b> <b>CT1092</b> <b>CT1092K1</b> <b>CT1092WP1</b> <b>AP9013</b> <b>AP9019</b> <b>AP9023</b> <b>AP9042</b> <b>VD1096</b> <b>MS08</b>	ALT, (AC) ALT, (AC) CA CA CA  FOR ART-NO: VD1096
1.6 HDi 90 8V	01/07-	9HM (DV6UC), 9HH (DV6DUM)	66	1560	<b>6PK1352</b> <b>6PK1710</b> <b>CT1162</b> <b>CT1162K1</b> <b>CT1162WP1</b> <b>VD1096</b>	ALT, (AC) ALT, (AC) CA CA CA
2.0 HDi 120	01/07-	RHK (DW10UTED4)	88	1997	<b>6PK1217</b> <b>6PK1217K1</b> <b>CT1091</b> <b>CT1091K1</b> <b>CT1091WP1</b> <b>AP9013</b> <b>AP9019</b> <b>AP9023</b> <b>AP9040</b>	ALT, AC ALT, AC CA, MTR-CODE: DW10UTED4 CA, MTR-CODE: DW10UTED4 CA, MTR-CODE: DW10UTED4



ContiTech



**CITROËN**

**JUMPY / JUMPY Box**

2.0 HDi 125	07/11-	AHZ (DW10CD)	94	1997	<b>AP9042</b> <b>6PK1244</b> <b>CT1140</b> <b>CT1140K1</b> <b>AP9019</b>	ALT CA CA
2.0 HDi 140	01/07-	RHR (DW10BTED4)	100	1997	<b>6PK1217</b> <b>6PK1217K1</b> <b>6PK1244</b> <b>CT1091</b> <b>CT1091K1</b> <b>CT1091WP1</b> <b>CT1140</b> <b>CT1140K1</b> <b>AP9013</b> <b>AP9019</b> <b>AP9023</b> <b>AP9040</b> <b>AP9042</b>	ALT, (AC), MTR-CODE: DW10BTED4 ALT, (AC), MTR-CODE: DW10BTED4 ALT, (AC), MTR-CODE: DW10CTED4 CA, MTR-CODE: DW10BTED4 CA, MTR-CODE: DW10BTED4 CA, MTR-CODE: DW10BTED4 CA, MTR-CODE: DW10CTED4 CA, MTR-CODE: DW10CTED4
2.0 i	01/07-	RFH (EW10A)	103	1997	<b>6PK1000</b> <b>CT1110</b> <b>CT1110K1</b>	ALT CA CA































































**NEMO Box (AA\_) / NEMO Estate**

1.3 HDi 75	10/10-	FHZ (F13DTE5)	55	1248	<b>6PK1526</b> <b>6PK1670</b> <b>AP9035</b> <b>AP9082</b>	ALT, (AC) ALT, (AC)
1.4	02/08-	KFV (TU3A)	54	1360	<b>6PK1225</b> <b>6PK1564</b> <b>6PK1564K1</b> <b>CT1067</b> <b>CT1067K1</b> <b>CT1067WP1</b> <b>VD1100</b>	ALT, (AC) ALT, (AC) ALT, (AC) CA CA CA
	04/09-	KFV (TU3A), KFT (TU3A)	54	1360	<b>6PK1225</b> <b>6PK1564</b> <b>6PK1564K1</b> <b>CT1067</b> <b>CT1067K1</b> <b>CT1067WP1</b>	ALT, (AC) ALT, (AC) ALT, (AC) CA CA CA
1.4 HDi	02/08-	8HS (DV4TED)	50	1398	<b>6PK1352</b> <b>6PK1710</b> <b>6PK1710K1</b> <b>CT1063</b> <b>CT1063K1</b> <b>CT1063WP2</b> <b>AP9019</b> <b>VD1096</b> <b>MS08</b>	ALT, (AC) ALT, (AC) ALT, (AC) CA CA CA CA FOR ART-NO: VD1096

**SAXO (S0, S1)**

1.0 X	05/96-06/03	CDZ (TU9M)	33-37	954	<b>AVX10X710</b> <b>5PK1030</b> <b>5PK725</b> <b>CT1066</b> <b>CT718</b> <b>CT718K1</b> <b>CT718WP1</b>	ALT ALT, AC ALT CA, MTR-NO 3762434⇒ CA, ⇒MTR-NO 3762433 CA CA
1.1 X,SX	05/96-09/03	HDZ (TU1M), HFX (TU1JP)	44	1124	<b>AVX10X710</b> <b>5PK1030</b> <b>5PK725</b> <b>CT1066</b> <b>CT1066K1</b>	ALT ALT, AC ALT CA, MTR-NO 3762435⇒ CA, MTR-NO 3 762 435⇒



					ContiTech	
<b>CITROËN</b>						
<b>SAXO (S0, S1)</b>						
					 <b>CT1066WP1</b>  <b>CT718</b>  <b>CT718K1</b>  <b>CT718WP1</b>	CA, MTR-NO 3 762 435⇔ CA, ⇔MTR-NO 3762434 CA, ⇔MTR-NO 3 762 434 CA, ⇔MTR-NO 3 762 434
		HDZ (TU1M)	40	1124	 <b>AVX10X710</b>  <b>5PK1030</b>  <b>5PK725</b>  <b>CT1066</b>  <b>CT1066K1</b>  <b>CT718</b>  <b>CT718K1</b>  <b>CT718WP1</b>	ALT, FOR ALT: 70A ALT, AC ALT, FOR ALT: 80A CA, MTR-NO 3762435⇔ CA, MTR-NO 3 762 435⇔ CA, ⇔MTR-NO 3762434 CA, ⇔MTR-NO 3 762 434 CA, ⇔MTR-NO 3 762 434
1.4 VTS	05/96-06/03	KFX (TU3JP), KFW (TU3JP)	55	1360	 <b>AVX10X710</b>  <b>5PK1030</b>  <b>5PK725</b>  <b>CT1067</b>  <b>CT1067K1</b>  <b>CT1067WP1</b>  <b>CT607</b>  <b>CT607K1</b>  <b>CT607WP1</b>	ALT ALT, PS ALT CA, MTR-NO 3666766⇔ CA, MTR-NO 3666766⇔ CA, MTR-NO 3666766⇔ CA, ⇔MTR-NO 3666765 CA, ⇔MTR-NO 3666765 CA, ⇔MTR-NO 3666765
1.5 D	09/96-04/04	VJZ (TUD5)	42-43	1527	 <b>5PK1030</b>  <b>5PK775</b>  <b>5PK962</b>  <b>CT906</b>  <b>CT906K1</b>  <b>CT906K2</b>  <b>CT906WP1</b>  <b>VD1085</b>  <b>MS15</b>	ALT, AC ALT ALT, PS CA CA, MTR-CODE: TUD5 CA, MTR-CODE: TUD5B CA, MTR-CODE: TUD5
1.6	02/96-06/03	NFZ (TU5JP)	66	1587	 <b>4PK860</b>  <b>5PK1255</b>  <b>5PK830</b>  <b>5PK880</b>  <b>6PK1453</b>  <b>6PK1560</b>  <b>6PK1564</b>  <b>CT744</b>  <b>CT744K1</b>  <b>CT744WP1</b>	ALT, (XSARA I), MTR-CODE: TU5JP PS, (AC), (XSARA I), MTR-CODE: TU5JP PS, (-AC), ORG-NO 07833⇔, (XSARA I), MTR-CODE: TU5JP PS, (-AC), ⇔ORG-NO 07832, (XSARA I), MTR-CODE: TU5JP ALT, (AC), (XSARA II), MTR-CODE: TU ALT, (AC), ORG-NO 09156⇔, (XSARA II), MTR-CODE: TU ALT, (AC), ⇔ORG-NO 09155, (XSARA II), MTR-CODE: TU CA CA CA
	02/96-04/04	NFX (TU5JP4)	88	1587	 <b>5PK1054</b>  <b>5PK775</b>  <b>CT1065</b>  <b>CT1065K2</b>	ALT, (AC) ALT, (-AC) CA CA
1.6 VTL,VTR	05/96-06/03	NFZ (TU5JP)	65	1587	 <b>5PK1030</b>  <b>5PK725</b>  <b>CT744</b>  <b>CT744K1</b>  <b>CT744WP1</b>	ALT, AC ALT CA CA CA
<b>XANTIA (X1)</b>						
1.6 i	03/93-01/98	BFZ (XU5JP)	65	1580	 <b>6PK1080</b>  <b>6PK1080K2</b>  <b>CT754</b>  <b>CT754K1</b>  <b>CT754WP1</b>	ALT ALT CA CA CA
1.8 i	03/93-01/98	LFZ (XU7JP)	74	1761	 <b>6PK1080</b>  <b>6PK1080K2</b>	ALT, PS, (-AC) ALT, PS, (-AC)



ContiTech



**CITROËN**

**XANTIA (X1)**

					<b>6PK1660</b> <b>CT754</b> <b>CT754K1</b> <b>CT754WP1</b>	ALT, PS, AC CA CA CA
1.8 i 16V	06/95-01/98	LFY (XU7JP4)	81	1761	<b>6PK1080</b> <b>6PK1080K2</b> <b>6PK1660</b> <b>6PK1660K4</b> <b>CT955</b> <b>CT955K1</b> <b>CT955K2</b>	ALT, (AC) ALT, (AC), ⇨ORG-NO 07904 ALT, (AC) ALT, (AC), FOR ALT: 90A CA CA, ⇨ORG-NO 8469 CA, ORG-NO 8470⇨
1.9 D	06/94-01/98	DJZ (XUD9Y), D9B (XUD9A/L)	50-51	1905	<b>6PK1100</b> <b>6PK1130</b> <b>6PK1698</b> <b>6PK1710</b> <b>6PK1725</b> <b>6PK1740</b> <b>CT1061</b> <b>CT1061K2</b> <b>CT1061WP1</b> <b>VD1086</b> <b>MS01</b>	ALT, (AC), 07/1995⇨, ORG-NO 6809⇨ ALT, (AC), ⇨06/1995, ⇨ORG-NO 6808 ALT, (AC), ⇨ORG-NO 07358, (SANDEN) ALT, (AC), ⇨ORG-NO 07358, (HARRISSON) ALT, (AC), ORG-NO 06809⇨, (SANDEN) ALT, (AC), ORG-NO 06809⇨, (HARRISSON) CA CA CA, ORG-NO 06265⇨ MTR-CODE: XUD9A FOR ART-NO: VD1086
1.9 Turbo D	10/94-01/98	DHX (XUD9TF/ BTF), DHY (XUD9TE/Y)	66	1905	<b>6PK1100</b> <b>6PK1130</b> <b>6PK1698</b> <b>6PK1710</b> <b>6PK1725</b> <b>6PK1740</b> <b>CT1061</b> <b>CT1061K2</b> <b>CT1061WP1</b> <b>VD1086</b> <b>MS01</b>	ALT, (AC), 07/1995⇨, ORG-NO 6809⇨ ALT, (AC), ⇨06/1995, ⇨ORG-NO 6808 ALT, (AC), ⇨ORG-NO 07358, (SANDEN) ALT, (AC), ⇨ORG-NO 07358, (HARRISSON) ALT, (AC), ORG-NO 06809⇨, (SANDEN) ALT, (AC), ORG-NO 06809⇨, (HARRISSON) CA CA CA, ORG-NO 06265⇨ MTR-CODE: XUD9TE FOR ART-NO: VD1086
2.0 i	03/93-01/98	RFX (XU10J2C)	89	1998	<b>6PK1080</b> <b>6PK1080K2</b> <b>6PK1660</b> <b>CT754</b> <b>CT754K1</b>	ALT ALT ALT, AC CA CA
2.1 Turbo D 12V	06/95-01/98	P8C (XUD11BTE)	80	2088	<b>6PK1130</b> <b>6PK1705</b> <b>CT772</b> <b>CT772K1</b> <b>CT772WP1</b> <b>VD1088</b> <b>MS01</b>	ALT ALT, AC CA CA CA CA FOR ART-NO: VD1088

**XANTIA (X2)**

1.8 i 16V	01/98-04/03	LFY (XU7JP4)	81	1761	<b>6PK1080</b> <b>6PK1080K2</b> <b>6PK1660</b> <b>6PK1660K4</b> <b>CT955</b> <b>CT955K1</b> <b>CT955K2</b>	ALT, (AC) ALT, (AC), ⇨ORG-NO 07904, ⇨06/1998 ALT, (AC) ALT, (AC), FOR ALT: 90A CA CA, ⇨ORG-NO 8469 CA, ORG-NO 8470⇨
1.9 Turbo D	01/98-04/03	DHX (XUD9TF/ BTF), DHY (XUD9TE/Y)	66	1905	<b>6PK1110</b> <b>6PK1733</b> <b>CT1061</b> <b>CT1061K2</b> <b>VD1086</b> <b>MS01</b>	ALT, (AC) ALT, (AC) CA CA MTR-CODE: XUD9TE FOR ART-NO: VD1086
2.0 HDI 90, 2.0 HDI 109	02/99-04/03	RHY (DW10TD), RHZ (DW10ATED)	66-80	1997	<b>6PK1453</b> <b>6PK1740</b>	ALT, (AC) ALT, (AC), (SANDEN)







CITROËN					
<b>XANTIA (X2)</b>					
					<b>6PK1740D1</b> ALT, (AC), (SANDEN) <b>6PK1750</b> ALT, (AC), (DELPHI) <b>6PK1750D2</b> ALT, (AC), (DELPHI) <b>6PK1750K1</b> ALT, (AC), (DELPHI) <b>CT987</b> CA <b>CT987K1</b> CA <b>CT987WP1</b> CA <b>AP9038</b> <b>VD1080</b> <b>MS01</b> FOR ART-NO: VD1080
<b>XANTIA Break (X2)</b> 2.0 HDi 109					
02/99-04/03	RHZ (DW10ATED)	80	1997		<b>6PK1453</b> ALT, (AC) <b>6PK1740</b> ALT, (AC), (SANDEN) <b>6PK1740D1</b> ALT, (AC), (SANDEN) <b>6PK1750</b> ALT, (AC), (DELPHI) <b>6PK1750D2</b> ALT, (AC), (DELPHI) <b>6PK1750K1</b> ALT, (AC), (DELPHI) <b>CT987</b> CA <b>CT987K1</b> CA <b>CT987WP1</b> CA <b>AP9038</b> <b>VD1080</b> <b>MS01</b> FOR ART-NO: VD1080
<b>XSARA (NO, N1, N2, N68)</b> 1.4 HDi					
01/03-08/05	8HX (DV4TD)	50	1398		<b>6PK1345</b> ALT, (AC) <b>6PK1345K1</b> ALT, (AC) <b>6PK1705K2</b> ALT, (AC) <b>6PK1710</b> ALT, (AC) <b>CT1063</b> CA <b>CT1063K1</b> CA <b>CT1063WP2</b> CA <b>VD1094</b> <b>MS08</b> FOR ART-NO: VD1094
<b>1.4 i</b>					
04/97-08/05	KFX (TU3JP), KFW (TU3JP)	55	1360		<b>4PK860</b> ALT, (XSARA I), MTR-CODE: TU5JP <b>5PK1255</b> PS, (AC), (XSARA I), MTR-CODE: TU5JP <b>5PK830</b> PS, (-AC), ORG-NO 07833⇒, (XSARA I), MTR-CODE: TU5JP <b>5PK880</b> PS, (-AC), ⇒ORG-NO 07832, (XSARA I), MTR-CODE: TU5JP <b>6PK1453</b> ALT, (-AC), (XSARA II), MTR-CODE: TU, 09/2000⇒ <b>6PK1453K1</b> ALT, (AC), (XSARA II), MTR-CODE: TU, 09/2000⇒ <b>6PK1560</b> ALT, (AC), ORG-NO 09156⇒, (XSARA II), MTR-CODE: TU <b>6PK1564</b> ALT, (AC), (XSARA II), MTR-CODE: TU <b>6PK1564K1</b> ALT, (AC), ORG-NO 09156⇒, (XSARA II), MTR-CODE: TU <b>6PK1564K2</b> ALT, (AC), ⇒ORG-NO 09155, (XSARA II), MTR-CODE: TU <b>CT1067</b> CA, MTR-NO 3666766⇒ <b>CT1067K1</b> CA, MTR-NO 3666766⇒ <b>CT1067WP1</b> CA, MTR-NO 3666766⇒ <b>CT607</b> CA, ⇒MTR-NO 3666765 <b>CT607K1</b> CA, ⇒MTR-NO 3666765 <b>CT607WP1</b> CA, ⇒MTR-NO 3666765 <b>VD1100</b>
<b>1.6</b>					
12/99-	NFZ (TU5JP)	65	1587		<b>6PK1453</b> ALT, (AC), MTR-CODE: TU5JP, TU5JP4 <b>6PK1453K1</b> ALT, (AC), MTR-CODE: TU5JP, TU5JP4 <b>6PK1560</b> ALT, (AC), ORG-NO 09163⇒, ⇒ORG-NO 10555, MTR-CODE: TU5JP <b>6PK1564</b> ALT, (AC), MTR-CODE: TU5JP4 <b>6PK1564</b> ALT, (AC), ⇒ORG-NO 09162, MTR-CODE: TU5JP



ContiTech



CITROËN

XSARA (NO, N1, N2, N68)



					<b>6PK1564</b> <b>6PK1564K2</b> <b>6PK1564K2</b> <b>6PK1564K2</b> <b>CT744</b> <b>CT744K1</b> <b>CT744WP1</b> <b>VD1100</b>	ALT, (AC), ORG-NO 10556⇔, MTR-CODE: TU5JP ALT, (AC), MTR-CODE: TU5JP4 ALT, (AC), ORG-NO 10556⇔, MTR-CODE: TU5JP ALT, (AC), ⇔ORG-NO 09162, MTR-CODE: TU5JP CA CA CA (MANL)
		NFV (TU5JP)	70	1587	<b>6PK1453</b> <b>6PK1453K1</b> <b>6PK1560</b>  <b>6PK1560K1</b>  <b>6PK1564</b> <b>6PK1564</b> <b>6PK1564</b> <b>6PK1564K2</b> <b>6PK1564K2</b> <b>6PK1564K2</b> <b>CT744</b> <b>CT744K1</b> <b>CT744WP1</b> <b>VD1100</b>	ALT, (-AC), MTR-CODE: TU5JP, TU5JP4 ALT, (-AC), MTR-CODE: TU5JP, TU5JP4 ALT, (AC), ORG-NO 09163⇔, ⇔ORG-NO 10555, MTR-CODE: TU5JP ALT, (AC), ORG-NO 09163⇔, ⇔ORG-NO 10555, MTR-CODE: TU5JP ALT, (AC), MTR-CODE: TU5JP4 ALT, (AC), ⇔ORG-NO 09162, MTR-CODE: TU5JP ALT, (AC), ORG-NO 10556⇔, MTR-CODE: TU5JP ALT, (AC), ⇔ORG-NO 09162, MTR-CODE: TU5JP CA CA CA (MANL)
1.6 16V	09/00-03/05	NFU (TU5JP4)	80	1587	<b>4PK860</b> <b>5PK1255</b> <b>5PK830</b>  <b>5PK880</b>  <b>6PK1453</b> <b>6PK1453K1</b> <b>6PK1560</b>  <b>6PK1564</b>  <b>6PK1564K1</b>  <b>6PK1564K2</b>  <b>CT1065</b> <b>CT1065K1</b> <b>CT1065K3</b> <b>CT1065WP1</b> <b>CT1065WP2</b> <b>VD1100</b>	ALT, (XSARA I), MTR-CODE: TU5JP PS, (AC), (XSARA I), MTR-CODE: TU5JP PS, (-AC), ORG-NO 07833⇔, (XSARA I), MTR-CODE: TU5JP PS, (AC), ⇔ORG-NO 07832, (XSARA I), MTR-CODE: TU5JP ALT, (-AC), (XSARA II), MTR-CODE: TU ALT, (-AC), (XSARA II), MTR-CODE: TU ALT, (AC), ORG-NO 09156⇔, (XSARA II), MTR-CODE: TU ALT, (AC), ⇔ORG-NO 09155, (XSARA II), MTR-CODE: TU ALT, (AC), ORG-NO 09156⇔, (XSARA II), MTR-CODE: TU ALT, (AC), ⇔ORG-NO 09155, (XSARA II), MTR-CODE: TU CA CA, MTR-CODE: TU5JP4, ⇔MTR-NO 1806404 CA, MTR-CODE: TU5JP4, MTR-NO 1806405⇔ MTR-CODE: TU5JP4, CA, ⇔MTR-NO 1806404 MTR-CODE: TU5JP4, CA, MTR-NO 1806405⇔
	09/05-	NFU (TU5JP4)	80	1587	<b>6PK1453</b> <b>6PK1453K1</b> <b>6PK1560</b>  <b>6PK1564</b> <b>6PK1564</b> <b>6PK1564</b> <b>6PK1564K1</b> <b>6PK1564K1</b> <b>6PK1564K1</b> <b>CT1065</b> <b>CT1065K3</b> <b>CT1065WP2</b> <b>CT744</b> <b>CT744K1</b>	ALT, (AC), MTR-CODE: TU5JP, TU5JP4 ALT, (AC), MTR-CODE: TU5JP, TU5JP4 ALT, (AC), ORG-NO 09163⇔, ⇔ORG-NO 10555, MTR-CODE: TU5JP ALT, (AC), ⇔ORG-NO 09162, MTR-CODE: TU5JP ALT, (AC), MTR-CODE: TU5JP4 ALT, (AC), ORG-NO 10556⇔, MTR-CODE: TU5JP ALT, (AC), ⇔ORG-NO 09162, MTR-CODE: TU5JP ALT, (AC), ORG-NO 10556⇔, MTR-CODE: TU5JP ALT, (AC), ORG-NO 10556⇔, MTR-CODE: TU5JP CA, MTR-CODE: TU5JP4 CA, MTR-CODE: TU5JP4 MTR-CODE: TU5JP4, CA CA, MTR-CODE: TU5JP CA, MTR-CODE: TU5JP





CITROËN						
XSARA (N0, N1, N2, N68)						
1.6 Chrono	04/01-10/04		74	1587	<b>VD1100</b> (MANL) <b>6PK1453</b> ALT, (AC) <b>6PK1453K1</b> ALT, (AC) <b>6PK1560</b> ALT, (AC), ORG-NO 09163⇒, 12/2001⇒ <b>6PK1560K1</b> ALT, (AC), ORG-NO 09163⇒, 12/2001⇒ <b>6PK1564</b> ALT, (AC), ORG-NO 09162⇒, ⇒12/2001 <b>6PK1564K2</b> ALT, (AC), ⇒ORG-NO 09162, ⇒12/2001 <b>CT744</b> CA <b>CT744K1</b> CA <b>CT744WP1</b> CA <b>VD1100</b>	
	05/04-	9HZ (DV6TED4), 9HY (DV6TED4)	80	1560	<b>6PK1345</b> ALT, (AC) <b>6PK1345K1</b> ALT, (AC) <b>6PK1705</b> ALT, (AC) <b>6PK1705K2</b> ALT, (AC) <b>CT1092</b> CA <b>CT1092K1</b> CA <b>CT1092WP1</b> CA <b>AP9013</b> <b>AP9019</b> <b>AP9023</b> <b>AP9042</b> <b>VD1094</b> ⇒ORG-NO 10569 <b>VD1096</b> ORG-NO 10570⇒ <b>MS08</b> FOR ART-NO: VD1094, VD1096	
1.6 HDi	09/05-	9HX (DV6ATED4)	66	1560	<b>6PK1345</b> ALT, (AC) <b>6PK1345K1</b> ALT, (AC) <b>6PK1710</b> ALT, (AC) <b>6PK1710K1</b> ALT, (AC) <b>CT1092</b> CA <b>CT1092K1</b> CA <b>CT1092WP1</b> CA <b>AP9013</b> <b>AP9019</b> <b>AP9023</b> <b>AP9042</b> <b>VD1096</b> <b>MS08</b> FOR ART-NO: VD1096	
	04/97-09/00	NFZ (TU5JP)	65	1587	<b>4PK860</b> ALT, (XSARA I), MTR-CODE: TU5JP <b>5PK1255</b> PS, (AC), (XSARA I), MTR-CODE: TU5JP <b>5PK830</b> PS, (AC), ORG-NO 07833⇒, (XSARA I), MTR-CODE: TU5JP <b>5PK880</b> PS, (AC), ⇒ORG-NO 07832, (XSARA I), MTR-CODE: TU5JP <b>6PK1453</b> ALT, (AC), (XSARA II), MTR-CODE: TU <b>6PK1560</b> ALT, (AC), ORG-NO 09156⇒, (XSARA II), MTR-CODE: TU <b>6PK1564</b> ALT, (AC), ⇒ORG-NO 09155, (XSARA II), MTR-CODE: TU <b>CT744</b> CA <b>CT744K1</b> CA <b>CT744WP1</b> CA	
1.8 16V	02/00-	6FZ (EW7J4)	85	1749	<b>6PK1200</b> ALT, (AC) <b>6PK1725</b> ALT, (AC) <b>6PK1725K2</b> ALT, (AC) <b>CT1138</b> CA, MTR-CODE: 6FZ (EW7 J4) <b>CT1138K1</b> CA, MTR-CODE: 6FZ <b>CT1138WP1</b> CA, MTR-CODE: 6FZ	
1.8 i	04/97-09/00	LFX (XU7JB)	66	1761	<b>6PK1070</b> ALT, FOR ALT: 70A, FOR ALT: 80A <b>6PK1080</b> ALT, FOR ALT: 90A <b>6PK1080K2</b> ALT, FOR ALT: 90A, ⇒ORG-NO 07904, ⇒06/1998	

CITROËN



ContiTech



**CITROËN**

XSARA (NO, N1, N2, N68)



					<b>6PK1660</b> ALT, AC <b>6PK1660K4</b> ALT, AC <b>CT754</b> CA <b>CT754K1</b> CA <b>CT754WP1</b> CA
1.8 i 16V	04/97-09/00	LFY (XU7JP4)	81	1761	<b>6PK1080</b> ALT <b>6PK1080K2</b> ALT, ⇨ORG-NO 07904, ⇨06/1998 <b>6PK1660</b> ALT, AC <b>6PK1660K4</b> ALT, AC, FOR ALT: 90A <b>CT955</b> CA <b>CT955K1</b> CA, ⇨ORG-NO 8469 <b>CT955K2</b> CA, ORG-NO 8470⇨
1.8 i Aut.	04/97-09/00	LFZ (XU7JP)	74	1761	<b>6PK1070</b> ALT, FOR ALT: 70A, FOR ALT: 80A <b>6PK1080</b> ALT, FOR ALT: 90A <b>6PK1080K2</b> ALT, FOR ALT: 90A, ⇨ORG-NO 07904, ⇨06/1998 <b>6PK1660</b> ALT, AC <b>CT754</b> CA <b>CT754K1</b> CA <b>CT754WP1</b> CA
1.9 D	07/98-08/05	WJZ (DW8), WJY (DW8B)	51	1868	<b>6PK1045</b> ALT, (-PS), (AC), MTR-CODE: DW8 <b>6PK1045K3</b> ALT, (-PS), (AC), MTR-CODE: DW8 <b>6PK1390</b> ALT, (PS), (-AC), ⇨ORG-NO 08374, MTR-CODE: DW8 <b>6PK1390K1</b> ALT, (-AC), (PS), MTR-CODE: DW8, ⇨ORG-NO 08374 <b>6PK1440</b> ALT, (-AC), MTR-CODE: DW8B <b>6PK1440</b> ALT, (PS), (-AC), ORG-NO 08375⇨, MTR-CODE: DW8 <b>6PK1440K1</b> ALT, (-AC), MTR-CODE: DW8B <b>6PK1440K1</b> ALT, (PS), (-AC), ORG-NO 08375⇨, MTR-CODE: DW8 <b>6PK1680</b> ALT, (AC), ORG-NO 09478⇨, MTR-CODE: DW8B <b>6PK1740</b> ALT, (AC), ⇨ORG-NO 09477, MTR-CODE: DW8B <b>6PK1750</b> ALT, (PS), (AC), MTR-CODE: DW8 <b>6PK1750K3</b> ALT, (PS), (AC), MTR-CODE: DW8 <b>6PK869</b> ALT, (-PS), (-AC), MTR-CODE: DW8 <b>CT986</b> CA <b>CT986K2</b> CA <b>CT986WP2</b> CA, MTR-CODE: DW8 <b>VD1080</b> (AC), MTR-CODE: DW8B, ORG-NO 09520⇨ <b>VD1097</b> MTR-CODE: DW8 <b>VD1097</b> (AC), MTR-CODE: DW8B, ⇨ORG-NO 09519 <b>MS02</b> FOR ART-NO: VD1080 <b>MS12</b> FOR ART-NO: VD1097, ⇨ORG-NO 08147, MTR-CODE: DW8 <b>MS14</b> FOR ART-NO: VD1097, ORG-NO 08148⇨, MTR-CODE: DW8 <b>MS14</b> FOR ART-NO: VD1097, MTR-CODE: DW8B
	10/97-09/00	DJY (XUD9A)	50	1905	<b>6PK1130</b> ALT, (PS), (-AC) <b>6PK1740</b> ALT, (PS), (AC) <b>6PK1740K2</b> ALT, (PS), (AC) <b>6PK730</b> ALT, (-PS), (-AC) <b>CT1061</b> CA <b>CT1061K2</b> CA <b>CT1061WP1</b> ⇨09/1998, CA <b>VD1086</b> MTR-CODE: XUD9A <b>MS01</b> FOR ART-NO: VD1086
1.9 SD	01/98-09/00	DHV (XUD9BSD)	55	1905	<b>6PK1130</b> ALT, (PS), (-AC) <b>6PK1740</b> ALT, (PS), (AC) <b>6PK1740K2</b> ALT, (PS), (AC) <b>6PK730</b> ALT, (-PS), (-AC) <b>CT1061</b> CA <b>CT1061K2</b> CA <b>CT1061WP3</b> CA <b>VD1086</b>





ContiTech



**CITROËN**

XSARA (N0, N1, N2, N68)

↔					<b>MS01</b>	FOR ART-NO: VD1086
1.9 TD	04/97-09/00	DHY (XUD9TE/Y)	66	1905	<b>6PK1130</b> <b>6PK1740</b> <b>6PK1740K2</b> <b>6PK730</b> <b>CT1061</b> <b>CT1061K2</b> <b>CT1061WP1</b> <b>VD1086</b> <b>MS01</b>	ALT, (PS), (-AC) ALT, (PS), (AC) ALT, (PS), (AC) ALT, (-PS), (-AC) CA CA CA MTR-CODE: XUD9TE FOR ART-NO: VD1086
2.0 16V	01/03-	RFN (EW10J4)	100	1997	<b>6PK1200</b> <b>6PK1725</b> <b>6PK1725K2</b> <b>CT1138</b> <b>CT1138K1</b> <b>CT1138WP1</b>	ALT, (-AC) ALT, (AC) ALT, (AC), ⇨04/2007 CA CA CA
2.0 HDi	12/99-	RHY (DW10TD)	66	1997	<b>6PK1468</b> <b>6PK1468D1</b> <b>6PK1468K1</b> <b>6PK1740</b> <b>6PK1740D1</b> <b>6PK1740K1</b> <b>6PK1740K3</b> <b>CT987</b> <b>CT987K1</b> <b>CT987K2</b> <b>CT987WP1</b> <b>CT987WP2</b> <b>AP9019</b> <b>AP9023</b> <b>AP9038</b> <b>AP9042</b> <b>VD1080</b> <b>MS01</b>	ALT, (AC) ALT, (-AC), (MANL) ALT, (AC) ALT, (AC) ALT, (AC), (MANL) ALT, (AC), ⇨04/2006, ⇨ORG-NO 10767 ALT, (AC), 05/2006⇨, ORG-NO 10768⇨ CA CA, ⇨ORG-NO 8735 CA, ORG-NO 8736⇨ CA, ⇨ORG-NO 8735 CA, ORG-NO 8736⇨
2.0 HDi 109	05/01-08/05	RHZ (DW10ATED)	80	1997	<b>6PK1468</b> <b>6PK1468D1</b> <b>6PK1468K1</b> <b>6PK1740</b> <b>6PK1740D1</b> <b>6PK1740K1</b> <b>CT987</b> <b>CT987K1</b> <b>CT987K2</b> <b>CT987WP1</b> <b>CT987WP2</b> <b>AP9038</b> <b>VD1080</b> <b>MS02</b>	ALT, (AC) ALT, (AC) ALT, (AC) ALT, (AC) ALT, (AC) CA CA, ⇨ORG-NO 8735 CA, ORG-NO 8736⇨ CA, ⇨ORG-NO 8735 CA, ORG-NO 8736⇨
2.0 HDi 90	02/99-08/05	RHY (DW10TD)	66	1997	<b>6PK1468</b> <b>6PK1468D1</b> <b>6PK1468K1</b> <b>6PK1740</b> <b>6PK1740D1</b> <b>6PK1740K1</b> <b>6PK1750</b> <b>6PK1750D2</b> <b>CT987</b> <b>CT987K1</b> <b>CT987K2</b> <b>CT987WP1</b> <b>CT987WP2</b>	ALT, (AC) ALT, (AC) ALT, (AC) ALT, (AC), (XSARA I) ALT, (AC), (XSARA I) ALT, (AC), (XSARA I) ALT, (AC), (XSARA I) ALT, (AC), (XSARA I) CA CA, ⇨ORG-NO 8735 CA, ORG-NO 8736⇨ CA, ⇨ORG-NO 8735 CA, ORG-NO 8736⇨

CITROËN



ContiTech



# CITROËN

XSARA (N0, N1, N2, N68)



- AP9038
- VD1080
- MS01

FOR ART-NO: VD1080

ZX (N2) / ZX Break (N2)

1.4 i	10/93-10/97	KDX (TU3M/Z), KDY (TU3M), KFX (TU3JP)	55	1360	<ul style="list-style-type: none"> <li> AVX10X710</li> <li> 4PK815</li> <li> 4PK860</li> <li> 4PK860</li> <li> 5PK1255</li> <li> 5PK813</li> <li> 5PK884</li> <li> CT607</li> <li> CT607K1</li> <li> CT607WP1</li> </ul>	<p>ALT, (-AC)</p> <p>AC, (-PS), ⇨ORG-NO 5713</p> <p>ALT, (PS), (AC), ⇨ORG-NO 05653</p> <p>ALT, (-PS), (AC), ORG-NO 05654⇨</p> <p>PS, (AC)</p> <p>AC, (-PS), ORG-NO 5714⇨</p> <p>PS, (-AC)</p> <p>CA, MTR-CODE: TU3M, TU3MC, TU3-2, TU3JP</p> <p>CA, MTR-CODE: TU3M, TU3MC, TU3-2, TU3JP</p> <p>CA, MTR-CODE: TU3M, TU3MC, TU3-2, TU3JP</p>
1.4, 1.4 i	03/91-06/97	KDZ (TU3M/Z), KDX (TU3M/Z), KFX (TU3JP)	55	1360	<ul style="list-style-type: none"> <li> AVX10X710</li> <li> 4PK810</li> <li> 4PK860</li> <li> 4PK860</li> <li> 5PK1255</li> <li> 5PK813</li> <li> 5PK884</li> <li> CT607</li> <li> CT607K1</li> <li> CT607WP1</li> </ul>	<p>ALT, (-AC)</p> <p>AC, (-PS), ⇨ORG-NO 5713</p> <p>ALT, (PS), (AC), ORG-NO 05654⇨</p> <p>ALT, (PS), (AC), ⇨ORG-NO 05653</p> <p>PS, (AC)</p> <p>AC, (-PS), ORG-NO 5714⇨</p> <p>PS, (-AC)</p> <p>CA, MTR-CODE: TU3M, TU3MC, TU3-2, TU3JP</p> <p>CA, MTR-CODE: TU3M, TU3MC, TU3-2, TU3JP</p> <p>CA, MTR-CODE: TU3M, TU3MC, TU3-2, TU3JP</p>
1.6 i	03/91-06/97	BDY (XU5M), BFZ (XU5JP)	65	1580	<ul style="list-style-type: none"> <li> 4PK698</li> <li> 4PK841</li> <li> 4PK954</li> <li> 6PK1070</li> <li> 6PK1080</li> <li> 6PK1080K2</li> <li> 6PK1095</li> <li> 6PK1660</li> <li> 6PK698</li> <li> CT525</li> <li> CT525K1</li> <li> CT754</li> <li> CT754K1</li> <li> CT754WP1</li> </ul>	<p>ALT, (-PS), (AC), ⇨06/1994</p> <p>AC</p> <p>ALT, (PS), (AC), ⇨06/1994</p> <p>ALT, (PS), (-AC), FOR ALT: 70,8A</p> <p>ALT, (PS), (-AC), FOR ALT: 90A</p> <p>ALT, (PS), (-AC), FOR ALT: 90A</p> <p>ALT, (-PS), (AC), 07/1994⇨</p> <p>ALT, (PS), (AC), 07/1994⇨</p> <p>ALT, (-PS), (-AC), 07/1994⇨</p> <p>CA, ⇨ORG-NO 5545</p> <p>CA, ⇨01/1992</p> <p>CA, ORG-NO 5546⇨</p> <p>CA, 01/1992⇨</p> <p>CA, ORG-NO 5546⇨, 02/1992⇨</p>
1.8	07/94-10/97	LFZ (XU7JP)	76	1761	<ul style="list-style-type: none"> <li> 6PK1070</li> <li> 6PK1080</li> <li> 6PK1080K2</li> <li> 6PK1100</li> <li> 6PK1660</li> <li> 6PK698</li> <li> CT754</li> <li> CT754K1</li> </ul>	<p>ALT, (PS), (-AC), FOR ALT: 70A, FOR ALT: 80A</p> <p>ALT, (PS), (-AC), FOR ALT: 90A</p> <p>ALT, (PS), (-AC), FOR ALT: 90A</p> <p>ALT, (-PS), (AC)</p> <p>ALT, (PS), (AC)</p> <p>ALT, (-PS), (-AC)</p> <p>CA</p> <p>CA</p>
1.9 D	03/91-06/97	DJZ (XUD9Y)	47	1905	<ul style="list-style-type: none"> <li> AVX10X650</li> <li> 6PK1125</li> <li> 6PK1125</li> <li> 6PK1145</li> <li> 6PK1145K2</li> <li> 6PK1165</li> <li> 6PK1698</li> <li> 6PK1740</li> <li> 6PK1740K2</li> <li> 6PK730</li> <li> CT1061</li> <li> CT1061K1</li> </ul>	<p>VACP</p> <p>03/1996⇨, ORG-NO 07056⇨</p> <p>ALT, PS, (-AC), ⇨02/1993, ⇨ORG-NO 05956</p> <p>ALT, PS, (-AC), ORG-NO 05957⇨, 03/1993⇨, ⇨ORG-NO 07055, ⇨02/1996</p> <p>ALT, PS, (-AC), ORG-NO 05957⇨, 03/1993⇨, ⇨ORG-NO 07055, ⇨02/1996</p> <p>ALT, AC, (-PS)</p> <p>ALT, PS, AC, ⇨12/1994, ⇨ORG-NO 06628</p> <p>ALT, PS, AC, 01/1995⇨, ORG-NO 06629⇨</p> <p>ALT, PS, AC, 01/1995⇨, ORG-NO 06629⇨</p> <p>ALT, (-PS), (-AC)</p> <p>CA</p> <p>CA, ⇨12/1993, ⇨ORG-NO 06264</p>





CITROËN						
ZX (N2) / ZX Break (N2)						
					<b>CT1061K2</b> <b>CT1061WP1</b> <b>CT1061WP2</b> <b>CT1061WP3</b> <b>VD1086</b> <b>MS01</b>	CA, 03/1994⇒, ORG-NO 06265⇒ CA, ORG-NO 06265⇒, ⇒ORG-NO 07389 CA, ⇒ORG-NO 06170 CA, ORG-NO 07390⇒ FOR ART-NO: VD1086
07/93-06/97	D9B (XUD9A/U), DJY (XUD9A)	50	1905	<b>AVX10X650</b> <b>6PK1125</b> <b>6PK1145</b> <b>6PK1145K2</b> <b>6PK1165</b> <b>6PK1698</b> <b>6PK1740</b> <b>6PK1740K2</b> <b>6PK730</b> <b>CT1061</b> <b>CT1061K2</b> <b>CT1061WP1</b>  <b>CT1061WP3</b> <b>VD1086</b> <b>MS01</b>	VACP ALT, PS, (-AC), 03/1996⇒, ORG-NO 07056⇒ ALT, PS, (-AC), ⇒ORG-NO 07055, ⇒02/1996 ALT, PS, (-AC), ⇒ORG-NO 07055, ⇒02/1996 ALT, AC, (-PS) ALT, PS, AC, ⇒12/1994, ⇒ORG-NO 06628 ALT, PS, AC, 01/1995⇒, ORG-NO 06629⇒ ALT, PS, AC, 01/1995⇒, ORG-NO 06629⇒ ALT, (-PS), (-AC) CA CA CA, MTR-CODE: XUD9A, ORG-NO 06171⇒, ⇒ORG-NO 07389 CA, ORG-NO 07390⇒ FOR ART-NO: VD1086	
1.9 DT	07/94-10/97		65	1905	<b>AVX10X650</b> <b>6PK1125</b> <b>6PK1145</b> <b>6PK1145K2</b> <b>6PK1165</b> <b>6PK1698</b> <b>6PK1740</b> <b>6PK1740K2</b> <b>6PK730</b> <b>CT1061</b> <b>CT1061K2</b> <b>CT1061WP1</b> <b>CT1061WP3</b> <b>VD1086</b> <b>MS01</b>	VACP ALT, (PS), (-AC), 06/1995⇒, ORG-NO 06779⇒ ALT, (PS), (-AC), ⇒ORG-NO 06778, ⇒04/1995 ALT, (PS), (-AC), ⇒ORG-NO 06778, ⇒05/1995 ALT, (-PS), (AC) ALT, (PS), (AC), ⇒01/1995, ⇒ORG-NO 06628 ALT, (PS), (AC), 01/1995⇒, ORG-NO 06629⇒ ALT, (PS), (AC), 01/1995⇒, ORG-NO 06629⇒ ALT, (-PS), (-AC) CA CA CA, ⇒01/1997 CA, 02/1997⇒ FOR ART-NO: VD1086

DACIA						
<b>1210</b>	1.2	06/83-12/94	103-00	36	1185	<b>AVX10X1225</b> ALT
<b>1310 Estate</b>	1.4	01/95-07/04		46	1397	<b>AVX10X1225</b> ALT
<b>1310 Saloon (U, X)</b>	1.4 Classic	01/95-07/04		46	1397	<b>AVX10X1225</b> ALT, ⇒11/2005
<b>1410 Estate</b>	1.4	09/85-12/98	102-00	48	1397	<b>AVX10X1175</b> ALT
<b>1410 Saloon</b>	1.4	09/85-12/98	102-00	48	1397	<b>AVX10X1175</b> ALT
<b>DOKKER / DOKKER Express</b>	1.2 TCe, 1.2 TCe 115	11/12-	H5F 402	84-85	1197-1198	<b>7PK1605</b> ALT, ⇒01/2014 <b>AP9047</b>
	1.5 dCi	11/12-	K9K 612	55-66	1461	<b>6PK1130</b> ALT, (AC) <b>6PK1130K1</b> ALT, (AC), MTR-CODE: K9K 612 <b>6PK1200</b> ALT, (AC) <b>CT1184</b> CA <b>CT1184K1</b> CA <b>AP9025</b> <b>AP9066</b> <b>VD1113</b>
	1.6	11/12-	K7M 812, K7M 828	61	1598	<b>5PK1110</b> ALT, (AC) <b>6PK1200</b> ALT, (AC), (ELECTR PS)

DACIA



ContiTech



**DACIA**

**DOKKER / DOKKER Express**



1.6, 1.6 LPG	12/12-	K7M 812, K7M 828	61	1598	<b>6PK1200</b> <b>CT988</b> <b>CT988K3</b> <b>AP9066</b>	ALT, (AC), (-PS) CA CA
					<b>5PK1110</b> <b>6PK1200</b> <b>6PK1200</b> <b>CT988</b> <b>CT988K3</b>	ALT, (-AC) ALT, (AC), (-PS) ALT, (AC), (ELECTR PS) CA CA

**DUSTER / DUSTER Box**

1.2 TCe 125	10/13-	H5F 404	92	1197	<b>7PK1605</b>	ALT, ⇨01/2014
1.5 dCi	04/10-	K9K 796, K9K 830	63	1461	<b>6PK1130</b> <b>6PK1200</b> <b>CT1035</b> <b>CT1035K2</b> <b>CT1035WP3</b> <b>AP9025</b> <b>VD1113</b>	ALT, (-AC) ALT, (AC) CA CA CA
	08/13-	K9K 856	80	1461	<b>6PK1200</b> <b>6PK1200K1</b> <b>CT1035</b> <b>CT1035K2</b> <b>CT1035WP4</b> <b>AP9025</b> <b>AP9066</b> <b>VD1113</b>	ALT ALT CA CA CA
	10/10-	K9K 892, K9K 884	66	1461	<b>6PK1130</b> <b>6PK1200</b> <b>CT1035</b> <b>CT1035K2</b> <b>CT1035WP4</b> <b>AP9025</b> <b>VD1113</b>	ALT, (-AC) ALT, (AC) CA CA CA
1.5 dCi 4x4	04/13-	K9K 858	80	1461	<b>6PK1130</b> <b>6PK1200</b> <b>6PK1200</b> <b>6PK1200K1</b> <b>6PK1200K1</b> <b>CT1035</b> <b>CT1035K2</b> <b>CT1035WP3</b> <b>AP9025</b> <b>AP9066</b>	ALT, (-PS), (-AC) ALT, (AC) ALT, (PS), (-AC) ALT, (AC) ALT, (PS), (-AC) CA CA CA
1.5 dCi, 1.5 dCi 4x4	06/10-	K9K 884, K9K 894, K9K 896, K9K 898	66-81	1461	<b>6PK1200</b> <b>6PK1200K1</b> <b>CT1035</b> <b>CT1035K2</b> <b>CT1035WP4</b> <b>AP9025</b> <b>VD1113</b>	ALT, (AC) ALT, (AC) CA CA CA
1.6 16V	04/10-	K4M 690, K4M 696	77	1598	<b>6PK1130K1</b> <b>6PK1200</b> <b>CT1179</b> <b>CT1179K1</b> <b>CT1179K3</b> <b>CT1179WP1</b> <b>CT1179WP3</b> <b>AP9066</b> <b>VD1113</b>	ALT, (AC), MTR-CODE: K4M 690 ALT, (AC) CA CA CA CA CA
1.6 16V 4x4	06/10-	K4M 606	77	1598	<b>6PK1200</b> <b>6PK1200K1</b>	ALT, (-AC) ALT, (-AC)







DACIA						
DUSTER / DUSTER Box						
					<b>CT1179</b> <b>CT1179K1</b> <b>CT1179K3</b> <b>CT1179WP1</b> <b>CT1179WP3</b> <b>AP9066</b> <b>VD1113</b>	CA, OE-NO 8200897100 CA, OE-NO BELT 8200897100 CA, OE-NO BELT 8200897100 CA, OE-NO BELT 8200897100 CA, OE-NO BELT 8200897100
1.6 16V LPG	04/11-	K4M 696	77	1598	<b>6PK1200</b> <b>6PK1200K1</b> <b>CT1179</b> <b>CT1179K1</b> <b>CT1179K3</b> <b>CT1179WP1</b> <b>CT1179WP3</b> <b>AP9025</b> <b>AP9066</b> <b>VD1113</b>	ALT, (AC) ALT, (AC) CA, OE-NO 8200897100 CA, OE-NO BELT 8200897100 CA CA, OE-NO BELT 8200897100 CA
<b>LOGGY</b>						
1.2 TCe	03/12-	H5F 402	85	1197	<b>7PK1605</b> <b>AP9047</b>	ALT, ⇨01/2014
1.5 dCi	03/12-	K9K 612	66	1461	<b>6PK1130</b> <b>6PK1130K1</b> <b>6PK1200</b> <b>CT1184</b> <b>CT1184K1</b> <b>AP9025</b> <b>AP9066</b> <b>VD1113</b>	ALT, (AC) ALT, (AC), MTR-CODE: K9K 612 ALT, (AC) CA CA
	01/13-	K9K 846	79	1461	<b>6PK1200</b> <b>CT1035</b> <b>CT1035K2</b> <b>CT1035WP4</b> <b>AP9066</b> <b>VD1113</b>	ALT, (AC) CA CA CA
1.6, 1.6 LPG	03/12-	K7M 812, K7M 828	61	1598	<b>5PK1110</b> <b>6PK1200</b> <b>6PK1200K1</b> <b>CT988</b> <b>CT988K3</b> <b>AP9066</b>	ALT, (AC) ALT, (AC), (ELECTR PS) ALT, (AC) CA CA
<b>LOGAN (LS, KS)</b>						
1.2 16V	02/06-	D4F 732	55	1149	<b>3PK740</b> <b>3PK750</b> <b>4PK1538</b> <b>4PK905</b> <b>4PK925</b> <b>4PK925K1</b> <b>CT1045</b> <b>CT1045K1</b> <b>CT1045WP1</b> <b>MS45</b>	ALT, NO COLD COUNTRIES, ⇨09/2012 ALT, COLD COUNTRIES, ⇨09/2012 AC, (PS), ⇨09/2012 PS, (AC), ⇨09/2012 AC, (-PS), ⇨09/2012 AC, (-PS), ⇨09/2012 CA CA CA
1.4	09/04-	K7J 710	55	1390	<b>4PK715</b> <b>4PK916 ELAST</b> <b>4PK916 ELAST T1</b> <b>5PK1110</b> <b>5PK1110K1</b> <b>5PK1750</b> <b>5PK1750K1</b> <b>CT988</b> <b>CT988K2</b> <b>CT988WP2</b>	ALT, (-PS) AC, (-PS) AC, (-PS) ALT, (PS), (-AC) ALT, (AC), PS, ⇨09/2009 ALT, (PS), (AC), ⇨09/2009 ALT, (PS), (AC), ⇨09/2009 CA CA, 09/2004⇨, ⇨11/2009 CA, ⇨11/2009



ContiTech



**DACIA**

LOGAN (LS, KS)



1.4 MPI LPG	02/06-	K7J 710, K7J 714	55	1390	<b>AP9025</b> <b>4PK715</b> <b>4PK916 ELAST</b> <b>4PK916 ELAST T1</b> <b>5PK1110</b> <b>5PK1110K1</b> <b>5PK1750</b> <b>5PK1750K1</b> <b>CT988</b> <b>CT988K2</b> <b>CT988K3</b> <b>CT988WP2</b> <b>AP9025</b>	ALT, (-PS) AC, (-PS) AC, (-PS) ALT, (PS), (-AC) ALT, PS, (-AC), ⇨09/2009 ALT, (PS), (AC), ⇨09/2009 ALT, (PS), (AC), ⇨09/2009 CA CA, 09/2004⇨, ⇨11/2009 CA, 11/2009⇨ CA, ⇨11/2009
1.5 dCi	09/05-	K9K 790	48	1461	<b>6PK1130</b> <b>6PK1130K1</b> <b>6PK1200</b> <b>6PK1200</b> <b>6PK1200</b> <b>6PK1200K1</b> <b>6PK1200K1</b> <b>6PK1200K2</b> <b>CT1035</b> <b>CT1035K2</b> <b>CT1035WP3</b> <b>AP9025</b> <b>VD1113</b>	ALT, (PS), (-AC), 12/2007⇨ ALT, (PS), (-AC), 12/2007⇨ ALT, (AC) ALT, (PS), (-AC) ALT, (-PS), (-AC), ⇨12/2007 ALT, (PS), (-AC) ALT, (AC) ALT, (AC) ALT, (-PS), (-AC), ⇨12/2007 CA CA CA
	01/06-	K9K 792	50	1461	<b>6PK1130</b> <b>6PK1130K1</b> <b>6PK1200</b> <b>6PK1200</b> <b>6PK1200K1</b> <b>6PK1200K1</b> <b>6PK1200K2</b> <b>CT1035</b> <b>CT1035K2</b> <b>CT1035WP3</b> <b>AP9025</b> <b>VD1113</b>	ALT, (PS), (-AC), 12/2007⇨ ALT, (-AC), (-PS), MTR-CODE: K9K 792, 12/2007⇨ ALT, (AC) ALT, (PS), (-AC) ALT, (-PS), (-AC), ⇨12/2007 ALT, (PS), (-AC) ALT, (AC) ALT, (-PS), (-AC), ⇨12/2007 CA CA CA
1.6	09/07-	K9K 796	63	1461	<b>6PK1130</b> <b>6PK1130K1</b> <b>6PK1200</b> <b>6PK1200</b> <b>6PK1200</b> <b>6PK1200K1</b> <b>6PK1200K1</b> <b>6PK1200K2</b> <b>CT1035</b> <b>CT1035K2</b> <b>CT1035WP3</b> <b>AP9025</b> <b>VD1113</b>	ALT, (PS), (-AC), 12/2007⇨ ALT, (AC), (-PS), 12/2007⇨, MTR-CODE: K9K 796 ALT, (PS), (-AC) ALT, (-PS), (-AC), ⇨12/2007 ALT, (AC) ALT, (PS), (-AC) ALT, (-PS), (-AC), ⇨12/2007 CA CA CA
	09/04-	K7M 710	64	1598	<b>4PK715</b> <b>4PK916 ELAST</b> <b>4PK916 ELAST T1</b> <b>5PK1110</b> <b>5PK1110K1</b> <b>5PK1750</b> <b>5PK1750K1</b> <b>CT988</b> <b>CT988K2</b>	ALT, (-PS) AC, (-PS) AC, (-PS) ALT, (PS), (-AC) ALT, PS, (-AC), ⇨09/2009 ALT, (PS), (AC), ⇨09/2009 ALT, (PS), (AC), ⇨09/2009 CA CA, 09/2004⇨, ⇨11/2009





DACIA						
<b>LOGAN (LS., KS.)</b>						
↔					<b>CT988WP2</b> <b>AP9025</b>	CA, ⇨ 11/2009
1.6 16V	02/06-	K4M 690, K4M 696	77	1598	<b>6PK1200</b> <b>6PK1200</b> <b>6PK1200K1</b> <b>6PK1200K1</b> <b>6PK1200K2</b> <b>6PK1820</b> <b>CT1179</b> <b>CT1179K1</b> <b>CT1179K3</b> <b>CT1179WP1</b> <b>CT1179WP3</b> <b>AP9066</b> <b>VD1113</b>	ALT, (AC), (-PS) ALT, (AC) ALT, (PS), (-AC) ALT, (-PS), (AC) ALT, (-PS), (-AC), ⇨ 12/2007 ALT, (PS), (AC), ⇨ 10/2009 CA CA CA CA CA CA
1.6 MPI 85	05/10-	K7M 800	62	1598	<b>4PK725</b> <b>4PK916 ELAST</b> <b>4PK916 ELAST T1</b> <b>5PK1110</b> <b>CT988</b> <b>CT988K3</b>	ALT, (-PS) AC AC ALT, (PS) CA CA
<b>LOGAN EXPRESS (FS.)</b>						
1.5 dCi	03/09-	K9K 792	50	1461	<b>6PK1130</b> <b>6PK1130K1</b> <b>6PK1200</b> <b>6PK1200K1</b> <b>CT1035</b> <b>CT1035K2</b> <b>AP9025</b> <b>VD1113</b>	ALT, (AC) ALT, (AC), MTR-CODE: K9K 792 ALT, (AC) ALT, (AC) CA CA
	05/10-	K9K 892	55-65	1461	<b>6PK1130</b> <b>6PK1130K1</b> <b>6PK1200</b> <b>CT1035</b> <b>CT1035K2</b> <b>CT1035WP4</b> <b>AP9025</b> <b>VD1113</b>	ALT, (AC) ALT, (AC), MTR-CODE: K9K 892 ALT, (AC) CA CA CA
1.6	03/09-	K7M 710	64	1598	<b>4PK715</b> <b>4PK916 ELAST</b> <b>4PK916 ELAST T1</b> <b>5PK1110</b> <b>5PK1110K1</b> <b>5PK1750</b> <b>5PK1750K1</b> <b>CT988</b> <b>CT988K2</b> <b>CT988WP2</b> <b>AP9025</b>	ALT, (-PS) AC, (-PS) AC, (-PS) ALT, (PS), (-AC) ALT, PS, (-AC), ⇨ 09/2009 ALT, (PS), (AC), ⇨ 09/2009 ALT, (PS), (AC), ⇨ 09/2009 CA CA, 09/2004⇨, ⇨ 11/2009 CA, ⇨ 11/2009
<b>LOGAN II</b>						
1.2	10/12-	D4F 732	55	1149	<b>CT1045</b> <b>CT1045K1</b> <b>CT1045WP1</b> <b>MS45</b>	CA CA CA
1.5 dCi	01/13-	K9K 830	63	1461	<b>AP9066</b>	
	10/12-	K9K 612	55-66	1461	<b>6PK1130</b> <b>6PK1130K1</b> <b>6PK1200</b> <b>CT1184</b> <b>CT1184K1</b> <b>AP9025</b>	ALT, (AC) ALT, (AC), MTR-CODE: K9K 612 ALT, (AC) CA CA





ContiTech



**DACIA**

LOGAN II						
1.6 16V	01/13-	K4M 842	77	1598	<b>AP9066</b> <b>VD1113</b> <b>6PK1200</b> <b>CT1179</b> <b>CT1179K1</b> <b>CT1179K3</b> <b>CT1179WP1</b> <b>CT1179WP3</b> <b>7PK1605</b> <b>AP9047</b>	ALT, (-AC) CA CA CA CA CA
Tce 90	10/12-	H4B 400	66	898	<b>7PK1605</b> <b>AP9047</b>	ALT, ⇨01/2014
LOGAN MCV (KS.)						
1.4	02/07-	K7J 710	55	1390	<b>4PK715</b> <b>4PK916 ELAST</b> <b>4PK916 ELAST T1</b> <b>5PK1110</b> <b>5PK1110K1</b> <b>5PK1750</b> <b>5PK1750K1</b> <b>CT988</b> <b>CT988K2</b> <b>CT988WP2</b> <b>AP9025</b>	ALT, (-PS) AC, (-PS) AC, (-PS) ALT, (PS), (-AC) ALT, (PS), (-AC), ⇨09/2009 ALT, (PS), (AC), ⇨09/2009 ALT, (PS), (AC), ⇨09/2009 CA CA, 09/2004⇨, ⇨11/2009 CA, ⇨11/2009
1.5 dCi	02/07-	K9K 792	50	1461	<b>6PK1130</b> <b>6PK1130K1</b> <b>6PK1200</b> <b>6PK1200</b> <b>6PK1200K1</b> <b>6PK1200K1</b> <b>6PK1200K2</b> <b>CT1035</b> <b>CT1035K2</b> <b>CT1035WP3</b> <b>AP9025</b> <b>VD1113</b>	ALT, (-PS), (-AC), 12/2007⇨ ALT, (-AC), (-PS), 12/2007⇨, MTR-CODE: K9K 792 ALT, (PS), (-AC) ALT, (-PS), (-AC), ⇨12/2007 ALT, (AC) ALT, (AC) ALT, (PS), (-AC) ALT, (-PS), (-AC), ⇨12/2007 CA CA CA
	09/07-	K9K 796	63	1461	<b>6PK1130</b> <b>6PK1130K1</b> <b>6PK1200</b> <b>6PK1200</b> <b>6PK1200K1</b> <b>6PK1200K1</b> <b>6PK1200K2</b> <b>CT1035</b> <b>CT1035K2</b> <b>CT1035WP3</b> <b>AP9025</b> <b>VD1113</b>	ALT, (-PS), (-AC), 12/2007⇨ ALT, (-AC), (-PS), 12/2007⇨, MTR-CODE: K9K 796 ALT, (-PS), (-AC), ⇨12/2007 ALT, (AC) ALT, (PS), (-AC) ALT, (AC) ALT, (PS), (-AC) ALT, (-PS), (-AC), ⇨12/2007 CA CA CA
	05/10-	K9K 892	55-65	1461	<b>6PK1130</b> <b>6PK1130K1</b> <b>6PK1200</b> <b>6PK1200K1</b> <b>CT1035</b> <b>CT1035K2</b> <b>CT1035WP4</b> <b>AP9025</b> <b>VD1113</b>	ALT, (-AC) ALT, (-AC), MTR-CODE: K9K 892 ALT, (AC) ALT, (AC) CA CA CA
1.6	02/07-	K7M 710	64	1598	<b>4PK715</b> <b>4PK916 ELAST</b> <b>4PK916 ELAST T1</b> <b>5PK1110</b>	ALT, (-PS) AC, (-PS) AC, (-PS) ALT, (PS), (-AC)





DACIA					
LOGAN MCV (KS.)					
					5PK1110K1 ALT, PS, (-AC), ⇨09/2009 5PK1750 ALT, (PS), (AC), ⇨09/2009 5PK1750K1 ALT, (PS), (AC), ⇨09/2009 CT988 CA CT988K2 CA, 09/2004⇨, ⇨11/2009 CT988K3 CA, 11/2009⇨ CT988WP2 CA, ⇨11/2009 AP9025
1.6 16V	02/07-	K4M 690, K4M 696	77	1598	6PK1130 ALT, (PS), (-AC), 12/2007⇨, MTR-CODE: K4M 690 6PK1130K1 ALT, (PS), (-AC), 12/2007⇨, MTR-CODE: K4M 690 6PK1200 ALT, (AC), (-PS) 6PK1200 ALT, (AC) 6PK1200K1 ALT, (PS), (-AC) 6PK1200K1 ALT, (-PS), (AC) 6PK1200K2 ALT, (-PS), (-AC), ⇨12/2007 6PK1820 ALT, (PS), (AC), ⇨10/2009 CT1179 CA CT1179K1 CA CT1179K3 CA CT1179WP1 CA CT1179WP3 CA AP9025 AP9066 VD1113
1.6 16V Hi-Flex	11/09-	K4M 690, K4M 694	77	1598	6PK1200 ALT, (-AC) 6PK1200K1 ALT, (PS), (-AC) 6PK1200K1 ALT, (PS), (AC) CT1179 CA CT1179K1 CA CT1179K3 CA CT1179WP1 CA CT1179WP3 CA AP9025 AP9066 VD1113
1.6 Bifuel	11/08-	K7M 710	64	1598	4PK715 ALT, (-PS), (-AC) 4PK916 ELAST AC, (-PS) 4PK916 ELAST T1 AC 5PK1110 ALT, (PS), (-AC) 5PK1110K1 ALT, PS, (-AC), ⇨09/2009 5PK1750 ALT, (PS), (AC), ⇨09/2009 5PK1750K1 ALT, (PS), (AC), ⇨09/2009 CT988 CA CT988K2 CA, ⇨11/2009 CT988K3 CA, 11/2009⇨ AP9025
1.6 MPI 85	05/10-	K7M 800	62	1598	4PK725 ALT, (-PS) 4PK916 ELAST AC 4PK916 ELAST T1 AC 5PK1110 ALT, (PS) CT988 CA CT988K3 CA
LOGAN MCV II					
1.2, 1.2 LPG	02/13-	D4F 732, D4F 734	55	1149	CT1045 CA CT1045K1 CA CT1045WP1 CA MS45
1.5 dCi	02/13-	K9K 830	63	1461	AP9066
		K9K 612	55-66	1461	6PK1130 ALT, (-AC) 6PK1200 ALT, (AC) CT1184 CA





ContiTech



**DACIA**

**LOGAN MCV II**



					<b>CT1184K1</b> <b>AP9025</b> <b>AP9066</b> <b>VD1113</b>	CA
TCe 90	02/13-	H4B 400	66	898	<b>7PK1605</b> <b>AP9047</b>	ALT, ⇨01/2014

**LOGAN Pickup (US.)**

1.5 dCi

	03/08-	K9K 792	50	1461	<b>6PK1130</b> <b>6PK1130K1</b> <b>6PK1200</b> <b>6PK1200</b> <b>6PK1200K1</b> <b>6PK1200K1</b> <b>CT1035</b> <b>CT1035K2</b> <b>CT1035WP3</b> <b>AP9025</b> <b>VD1113</b>	ALT, (-PS), (-AC), 12/2007⇨ ALT, (-AC), (-PS), 12/2007⇨, MTR-CODE: K9K 792 ALT, (PS), (-AC) ALT, (AC) ALT, (PS), (-AC) ALT, (AC)
		K9K 796	63	1461	<b>6PK1130</b> <b>6PK1130K1</b> <b>6PK1200</b> <b>6PK1200</b> <b>6PK1200K1</b> <b>6PK1200K1</b> <b>CT1035</b> <b>CT1035K2</b> <b>CT1035WP3</b> <b>AP9025</b> <b>VD1113</b>	ALT, (-PS), (-AC), 12/2007⇨ ALT, (-AC), (-PS), 12/2007⇨, MTR-CODE: K9K 796 ALT, (AC) ALT, (PS), (-AC) ALT, (AC) ALT, (PS), (-AC) CA CA CA CA

**NOVA**

1.6

	04/96-03/03		53	1557	<b>AVX10X1200</b>	ALT
--	-------------	--	----	------	-------------------	-----

**SANDERO**

1.2 16V, 1.2 16V LPG

	11/08-	D4F 732	55	1149	<b>3PK735</b> <b>3PK750</b> <b>4PK1538</b> <b>4PK905</b> <b>4PK925</b> <b>4PK925K1</b> <b>CT1045</b> <b>CT1045K1</b> <b>CT1045WP1</b> <b>MS45</b>	ALT, NO COLD COUNTRIES ALT, COLD COUNTRIES AC, (PS) PS AC, (-PS) AC, (-PS) CA CA CA
1.4	06/08-	K7J 710	55	1390	<b>4PK715</b> <b>4PK916 ELAST</b> <b>4PK916 ELAST T1</b> <b>5PK1110</b> <b>5PK1110K1</b> <b>5PK1750</b> <b>5PK1750K1</b> <b>CT988</b> <b>CT988K2</b> <b>CT988K3</b> <b>CT988WP2</b> <b>AP9025</b>	ALT, (-PS) AC, (-PS) AC, (-PS) ALT, (PS), (-AC) ALT, (PS), (AC), ⇨09/2009 ALT, (PS), (AC), ⇨09/2009 ALT, (PS), (AC), ⇨09/2009 CA CA, ⇨11/2009 CA, 11/2009⇨ CA, ⇨11/2009
1.4 MPI LPG	01/09-	K7J 714	53	1390	<b>4PK715</b> <b>4PK916 ELAST</b> <b>4PK916 ELAST T1</b> <b>5PK1110</b> <b>5PK1110K1</b> <b>5PK1750</b> <b>5PK1750K1</b>	ALT, (-PS) AC, (-PS) AC, (-PS) ALT, (PS), (-AC) ALT, (PS), (-AC), ⇨09/2009 ALT, (PS), (AC), ⇨09/2009 ALT, (PS), (AC), ⇨09/2009





DACIA											
SANDERO											
1.5 dCi	11/08-	K9K 792, K9K 796	50-63	1461	<b>CT988</b>	CA					
					<b>CT988K2</b>	CA, ⇨ 11/2009					
					<b>CT988K3</b>	CA, 11/2009⇨					
					<b>CT988WP2</b>	CA, ⇨ 11/2009					
					<b>6PK1130</b>	ALT, (PS), (-AC), 12/2007⇨					
1.6	05/10-	K9K 892	55-65	1461	<b>6PK1130K1</b>	ALT, (-AC), (-PS), 12/2007⇨, (Sandero)					
					<b>6PK1200</b>	ALT, (PS), (-AC)					
					<b>6PK1200K1</b>	ALT, (AC)					
					<b>6PK1200K1</b>	ALT, (AC)					
					<b>6PK1200K1</b>	ALT, (PS), (-AC)					
					<b>CT1035</b>	CA					
					<b>CT1035K2</b>	CA					
					<b>CT1035WP3</b>	CA					
					<b>AP9025</b>						
					<b>VD1113</b>						
1.6	06/08-	K7M 710	64	1598	<b>6PK1130</b>	ALT, (AC)					
					<b>6PK1130K1</b>	ALT, (-AC), MTR-CODE: K9K 892					
					<b>6PK1200</b>	ALT, (AC)					
					<b>6PK1200K1</b>	ALT, (AC)					
					<b>CT1035</b>	CA					
					<b>CT1035K2</b>	CA					
					<b>CT1035WP4</b>	CA					
					<b>AP9025</b>						
					<b>VD1113</b>						
					1.6 MPI 85	05/10-	K7M 800	62	1598	<b>4PK715</b>	ALT, (-PS)
<b>4PK916 ELAST</b>	AC, (-PS)										
<b>4PK916 ELAST T1</b>	AC, (-PS)										
<b>5PK1110</b>	ALT, (PS), (-AC)										
<b>5PK1110K1</b>	ALT, PS, (-AC), ⇨09/2009										
<b>5PK1750</b>	ALT, (PS), (AC), ⇨09/2009										
<b>5PK1750K1</b>	ALT, (PS), (AC), ⇨09/2009										
<b>CT988</b>	CA										
<b>CT988K2</b>	CA, ⇨ 11/2009										
<b>CT988K3</b>	CA, 11/2009⇨										
<b>CT988WP2</b>	CA, ⇨ 11/2009										
1.2	10/12-	D4F 732	55	1149	<b>AP9025</b>						
					<b>4PK725</b>	ALT, (PS)					
					<b>4PK916 ELAST</b>	AC					
					<b>4PK916 ELAST T1</b>	AC					
					<b>5PK1110</b>	ALT, (PS)					
1.5 dCi	01/13-	K9K 830	63	1461	<b>CT988</b>	CA					
					<b>CT988K2</b>	CA, ⇨ 11/2009					
					<b>CT988K3</b>	CA, 11/2009⇨					
					<b>CT988WP2</b>	CA, ⇨ 11/2009					
					<b>AP9025</b>						
					<b>MS45</b>						
					1.4	10/12-	K9K 612	55-66	1461	<b>AP9066</b>	
										<b>6PK1130</b>	ALT, (AC)
										<b>6PK1130K1</b>	ALT, (-AC), MTR-CODE: K9K 612
										<b>6PK1200</b>	ALT, (AC)
<b>CT1184</b>	CA, (Sandrero), (Sandrero Stepway)										
TCe 90	10/12-	H4B 400	66	898	<b>CT1184K1</b>	CA					
					<b>AP9025</b>						
					<b>AP9066</b>						
					<b>VD1113</b>						
					<b>7PK1605</b>	ALT, ⇨01/2014					
1.4	02/03-	K7J 710	55	1390	<b>AP9047</b>						
					<b>5PK1110</b>	ALT, (-AC)					
					<b>5PK1110K1</b>	ALT, (-AC), ⇨09/2009					

DACIA



ContiTech



**DACIA**
































































<b>SOLENZA</b>						<b>5PK1750</b>	ALT, (AC), ONLY WITH 82 00 603 359, 82 00 104 754
						<b>5PK1750K1</b>	ALT, (AC)
						<b>CT988</b>	CA
						<b>CT988K2</b>	CA, 02/2003↔
						<b>CT988WP1</b>	CA
						<b>AP9025</b>	
<b>SUPERNOVA</b>							
1.4	04/00-03/03		55	1390		<b>3PK715</b>	ALT
						<b>4PK1070</b>	AC
						<b>CT988</b>	CA

**DAEWOO**

<b>CIELO</b>							
1.5	06/94-07/98	V15L	66	1498		<b>AVX13X825</b>	AC
						<b>5PK1005</b>	ALT
						<b>CT887</b>	CA
						<b>CT887K1</b>	CA
<b>ESPERO (KLEJ)</b>							
1.5 16V	02/95-06/99	A15MF	66	1498		<b>AVX13X825</b>	AC
						<b>5PK1010</b>	ALT, PS
						<b>5PK875</b>	ALT
						<b>CT887</b>	CA
						<b>CT887K1</b>	CA
						<b>CT887WP1</b>	CA
1.8	02/95-09/99	C18LE	66-70	1796		<b>AVX13X875</b>	AC
						<b>5PK1260</b>	ALT
						<b>CT959</b>	CA
						<b>CT959K1</b>	CA
2.0	02/95-06/99	C20LE	77	1998		<b>AVX13X875</b>	AC
						<b>5PK1260</b>	ALT
						<b>CT959</b>	CA
						<b>CT959K1</b>	CA
<b>KALOS (KLAS)</b>							
1.2	04/03-	B12S1, F12S3	53	1150		<b>4PK665</b>	AC, ↔12/2004
						<b>4PK665</b>	ALT, (-PS), ↔12/2004
						<b>4PK950</b>	ALT, (PS), ↔12/2004
						<b>CT1008</b>	CA, ↔12/2004
						<b>CT1008K2</b>	CA, ↔12/2004
1.4	09/02-	F14S3	61	1399		<b>6PK1873</b>	ALT, PS, AC
						<b>CT874</b>	CA
						<b>CT874K1</b>	CA
						<b>CT874WP5</b>	CA
1.4 16V	04/03-	F14D3	69	1399		<b>6PK1873</b>	ALT, PS, AC
						<b>CT887</b>	CA
						<b>CT887K1</b>	CA
						<b>CT887WP2</b>	CA, MTR-CODE: L14, ↔12/2004
1.5	11/02-12/04	F15S	62	1498		<b>6PK1873</b>	ALT, (AC), (PS)
						<b>6PK884</b>	ALT, (AC), (-PS)
						<b>CT874</b>	CA, MTR-CODE: A15SM
						<b>CT874K1</b>	CA, MTR-CODE: A15SM
<b>KALOS Saloon (KLAS)</b>							
1.4	05/03-12/04	F14D3	69	1399		<b>6PK1873</b>	ALT
						<b>CT887</b>	CA
						<b>CT887K1</b>	CA
<b>LACETTI Hatchback (KLAN)</b>							
1.4	02/04-	F14D3	70	1399		<b>6PK1873</b>	ALT, PS, AC
						<b>CT887</b>	CA
						<b>CT887K1</b>	CA
1.6	02/04-	F16D3	80	1598		<b>6PK1873</b>	ALT, PS, AC
						<b>CT887</b>	CA
						<b>CT887K1</b>	CA





					ContiTech	
<b>DAEWOO</b>						
<b>LANOS / LANOS Saloon (KLAT)</b>						
↶ 1.4	05/97-	A14SMS	55	1349	 <b>AVX13X850</b>  <b>5PK869</b>  <b>5PK970</b>  <b>CT874</b>  <b>CT874K1</b>  <b>CT874WP5</b>	AC ALT, (-PS) ALT, (PS) CA CA CA, MTR-CODE: C13L
1.5	05/97-	A15SMS	63	1498	 <b>AVX13X850</b>  <b>5PK875</b>  <b>5PK975</b>  <b>CT874</b>  <b>CT874K1</b>  <b>CT874WP5</b>	AC ALT ALT, PS CA CA CA, MTR-CODE: Y15L
1.6 16V	05/97-	A16DMS	78	1598	 <b>AVX13X850</b>  <b>5PK1015</b>  <b>5PK875</b>  <b>CT887</b>  <b>CT887K1</b>  <b>CT887WP1</b>	AC ALT, PS ALT CA CA CA, MTR-CODE: 616L
<b>LEGANZA (KLAV)</b>						
2.0 16V	06/97-12/02	X 20 SED	98	1998	 <b>6PK1893</b>  <b>6PK1900</b>  <b>6PK1900K1</b>  <b>CT870</b>  <b>CT870K1</b>  <b>CT870WP2</b>	ALT, CH-NO 185284⇄ ALT, ⇄CH-NO 185283 ALT, ⇄CH-NO 185283 CA CA CA
<b>LUBLIN II Box</b>						
2.4 D	04/97-	4C90	52	2417	 <b>AVX10X800</b>  <b>AVX10X950</b>	PS ALT
<b>LUBLIN II Platform/Chassis</b>						
2.4 TD	04/97-	4CT90-1	66	2417	 <b>AVX10X800</b>  <b>AVX10X950</b>	PS ALT
<b>MATIZ (KLYA)</b>						
0.8	09/98-	F8CV	38	796	 <b>AVX10X666</b>  <b>4PK648</b>  <b>4PK915</b>  <b>CT910</b>  <b>CT910K1</b>	ALT PS, (-AC) PS, (AC) CA CA
1.0	01/03-	B10S	47	995	 <b>4PK665</b>  <b>4PK665</b>  <b>4PK715</b>  <b>4PK954</b>  <b>CT1008</b>  <b>CT1008K2</b>	AC, (-PS), ⇄12/2004 ALT, ⇄12/2004 PS, (-AC), ⇄12/2004 PS, (AC), ⇄12/2004 CA, ⇄12/2004 CA, ⇄12/2004
<b>NEXIA (KLETN)</b>						
1.5	02/95-08/97	G15MF	44-55	1498	 <b>AVX10X913</b>  <b>5PK875</b>  <b>5PK975</b>  <b>CT874</b>  <b>CT874K1</b>  <b>CT874WP2</b>	ALT ALT ALT, PS CA CA CA
	07/08-	Y15L	59	1498	 <b>AVX13X850</b>  <b>5PK869</b>  <b>5PK970</b>  <b>CT874</b>  <b>CT874K1</b>	AC ALT, (-PS) ALT, (PS) CA CA
1.5 16V	02/95-08/97	A15MF	66	1498	 <b>AVX13X825</b>  <b>5PK1015</b>  <b>CT887</b>  <b>CT887K1</b>  <b>CT887WP1</b>	AC ALT CA CA CA
1.6	07/08-	F16D3	80	1598	 <b>6PK1870</b>  <b>CT887</b>	ALT CA





ContiTech



DAIHATSU

## DAEWOO

### NEXIA (KLETN)

					CT887K1	CA
--	--	--	--	--	---------	----

### NUBIRA (KLAJ)

1.6	07/03-	F16D3	80	1598	6PK1873 CT887 CT887K1	ALT CA CA
1.6 16V	05/97-	A16DMS	78	1598	6PK1880 CT887 CT887K1 CT887WP2	ALT CA CA CA, MTR-CODE: 616L
1.8	07/03-	T18SED	90	1799	6PK1725 6PK1893 CT870 CT870K1	ALT, (AC) ALT, (AC) CA CA
2.0	06/99-07/03	C20SED	81	1998	6PK1725 6PK1893 CT870 CT870K1 CT870WP2	ALT, (AC) ALT, (AC) CA CA CA
2.0 16V	05/97-	X 20 SED	98	1998	6PK1725 6PK1900 6PK1900K1 CT870 CT870K1 CT870WP2	ALT ALT, AC ALT, AC CA CA CA

### REZZO (KLAU)

1.6	09/00-	A16DMS	77	1598	6PK1873 CT887 CT887K1	ALT CA CA
2.0	09/00-	X 20 SED, T20SED	89-94	1998	6PK1725 6PK1893 CT870 CT870K1	ALT, (AC) ALT, (AC) CA CA

### TICO (KLY3)

0.8	02/95-12/00	F8C, F8CV	35-38	796	AVX10X613 CT910 CT910K1	ALT, 04/1996⇨ CA, 04/1996⇨ CA, 04/1996⇨
-----	-------------	-----------	-------	-----	-------------------------------	---

## DAIHATSU

### CHARADE (L2)

1.0	03/03-	EJ-VE	43	989	AVX10X710 4PK715 CT1072	AC ALT CA
-----	--------	-------	----	-----	-------------------------------	-----------------

### CHARADE IV (G200, G202)

1.3 i 16V	01/93-09/00	HCE, HC	62	1296	3PK538 4PK780 4PK790 4PK800 4PK845 CT740 CT740K1	PS ALT ALT, (AUTOM) AC, 04/1994⇨ AC, ⇨04/1994 CA CA
-----------	-------------	---------	----	------	--	---

### CUORE IV (L501)

0.8	01/95-11/96	ED 20	32	847	AVX10X775 CT817	ALT CA
-----	-------------	-------	----	-----	--------------------	-----------

### CUORE V (L7)

1.0 i	10/98-05/03	EJ-DE, EJ-VE	41	989	AVX10X700 4PK715 CT1072	AC ALT CA
-------	-------------	--------------	----	-----	-------------------------------	-----------------

### CUORE VI (L251)

1.0	05/03-	EJ-VE	43	989	AVX10X710 4PK715 CT1072	AC ALT CA
-----	--------	-------	----	-----	-------------------------------	-----------------

### CUORE VII

1.0	04/07-	1KR-FE	51	998	6PK1185	ALT, (AC)
-----	--------	--------	----	-----	---------	-----------





<b>DAIHATSU</b>						
<b>FEROZA Hard Top (F300)</b> ↔ 1.6 i 16V 4x4	10/88-12/99	HD-E	70	1590	∞ ∞ ∞ ∞ ▲ ▲	<b>AVX10X785</b> ALT <b>4PK715</b> ALT, ↔05/1992 <b>4PK780</b> ALT, 05/1992↔ <b>5PK975</b> PS <b>CT788</b> CA <b>CT788K1</b> CA
<b>MATERIA (M4_)</b> 1.5	10/06-	3SZ-VE	76	1495	∞	<b>6PK1580</b> ALT, (AC)
<b>MOVE (L6_, L9_)</b> 0.8	10/96-09/02	ED 20	31	847	∞ ∞ ▲	<b>AVX10X675</b> AC <b>AVX10X788</b> ALT <b>CT817</b> CA
<b>SIRION (M1)</b> 1.0 i	04/98-01/05	EJ-DE, EJ-VE	41-43	989	∞ ∞ ▲	<b>AVX10X700</b> AC <b>4PK715</b> ALT <b>CT1072</b> CA
1.3 Sport	08/00-01/05	K3-VE2	75	1298	∞	<b>4PK1708</b> ALT, (AC)
<b>SIRION (M3_)</b> 1.0	01/05-	1KR-FE	51	998	∞	<b>6PK858</b> ALT, (AC)
1.3, 1.3 4WD	01/05-	K3-VE	64-67	1298	∞ ∞	<b>4PK1470</b> ALT, (AC) <b>4PK1590</b> ALT, (AC)
<b>TERIOS (J1)</b> 1.3 4WD	10/00-10/05	K3-VE	63	1298	∞ ∞	<b>4PK1560</b> ALT, (AC) <b>4PK1645</b> ALT, (AC)
	10/97-10/00	HC-EJ	61	1296	∞ ∞ ∞ ▲ ▲	<b>4PK1010</b> PS, (AC) <b>4PK1440</b> PS, (AC) <b>4PK780</b> ALT <b>CT740</b> CA <b>CT740K1</b> CA
<b>TERIOS (J2_)</b> 1.5 4x4	05/06-	3SZ-VE	77	1495	∞ ∞	<b>6PK1820</b> ALT, (AC) <b>6PK1880</b> ALT, (AC)
<b>TREVIS</b> 1.0	06/06-	EJ-VE	43	989	∞ ∞ ▲	<b>AVX10X710</b> AC <b>4PK715</b> ALT <b>CT1072</b> CA
<b>YRV (M2)</b> 1.3	02/01-	K3-VE	64	1298	∞	<b>4PK1708</b> ALT, (AC)

<b>DODGE</b>						
<b>CALIBER</b> 2.0	06/06-	ECN	115	1998	∞ ∞	<b>6PK2040</b> ALT, (AC) <b>6PK2550</b> ALT, (AC)
<b>JOURNEY</b> 2.0 CRD	06/08-	ECE	103	1968	∞ ▲ ▲ ▲ ◎	<b>6PK1733</b> ALT <b>CT1051</b> CA <b>CT1051K1</b> CA <b>CT1051WP1</b> CA <b>AP9001</b>
<b>NITRO</b> 2.8 CRD 4WD	06/07-	ENR, ENS	130	2777	∞	<b>6PK2245</b> ALT

<b>FIAT</b>						
<b>126</b> 700	09/87-06/96	126 A2.000, 126 A2.048	19	704	∞	<b>AVX10X725</b> ALT
<b>500 / 500 C / 500L / 500X (312, 334)</b> 0.9	09/09-	312 A2.000	63	875	∞	<b>5PK1150</b> ALT, (AC)
1.2	10/07-	169 A4.000	51	1242	∞ ∞ ∞ ▲ ▲ ▲	<b>4PK665</b> ALT, (AC) <b>5PK1145</b> ALT, (AC) <b>5PK1145K1</b> ALT, (AC) <b>CT1115</b> CA <b>CT1115K1</b> CA <b>CT1115WP1</b> CA





ContiTech



FIAT

**FIAT**

**500 / 500 C / 500L / 500X (312, 334)**

1.2 LPG	12/10-	169 A4.000	51	1242	<b>5PK1150</b> ALT <b>5PK1150K1</b> ALT <b>CT1115</b> CA <b>CT1115K1</b> CA <b>CT1115WP1</b> CA
	06/14- 10/07-	330 A1.000 169 A1.000	70 55	1248	<b>AP9035</b> <b>6PK1180</b> ALT, (-AC) <b>6PK1180K3</b> ALT, (-AC) <b>6PK1310</b> ALT, (-AC) <b>6PK1310K1</b> ALT, (-AC) <b>AP9035</b> <b>6PK1180</b> ALT, (-AC) <b>6PK1180K3</b> ALT, (-AC) <b>6PK1310</b> ALT, (-AC) <b>6PK1310K1</b> ALT, (-AC) <b>AP9082</b> <b>6PK1180</b> ALT, (-AC) <b>6PK1180K3</b> ALT, (-AC) <b>6PK1325</b> ALT, (-AC) <b>AP9035</b>
1.4	10/07-	169 A3.000	74	1368	<b>4PK665</b> ALT, (-AC) <b>5PK1150</b> ALT, (-AC) <b>5PK1150K1</b> ALT, (-AC) <b>CT1049</b> CA <b>CT1049K1</b> CA <b>CT1049WP1</b> CA
	09/09-	169 A3.000, 843 A1.000	70-74	1368	<b>5PK1150</b> ALT <b>5PK1150K1</b> ALT <b>CT1049</b> CA <b>CT1049K1</b> CA <b>CT1049WP1</b> CA
1.4 4x4	02/15-	55263623	120- 125	1368	<b>5PK1219</b> ALT <b>CT1049</b> CA <b>CT1049K1</b> CA <b>CT1049WP1</b> CA
1.6 D Multijet	09/12-	199 B5.000, 955 A3.000, 940 C1.000	77-88	1598	<b>AP9029</b>

**BARCETTA (183)**

1.8 16V	04/95-05/05	183 A1.000, 188 A6.000	96	1747	<b>6PK1033</b> ALT, PS, (-AC), OE-NO 60676137 <b>6PK1045</b> ALT, PS, (-AC), OE-NO 6066949 <b>6PK1760</b> ALT, PS, (AC), OE-NO 73501580 <b>6PK1795</b> ALT, PS, (AC), OE-NO 60674147 <b>6PK1815</b> ALT, PS, (AC), OE-NO 60667257 <b>6PK1845</b> ALT, PS, (AC), OE-NO 71739915 <b>CT877</b> CA, MTR-CODE: 183A1000 <b>CT877K2</b> CA, MTR-CODE: 183A1000 <b>CT877WP2</b> CA, MTR-CODE: 183A1000 <b>CT947</b> CA, MTR-CODE: 188A6000 <b>CT947K2</b> CA, MTR-CODE: 188A6000
---------	-------------	---------------------------	----	------	---

**BRAVA / BRAVO I (182)**

1.2 16V 80	12/98-12/02	182 B2.000	60	1242	<b>4PK673</b> ALT, (-PS), (-AC) <b>4PK698</b> AC <b>4PK841</b> ALT, (-PS), (AC) <b>5PK1585</b> ALT, (PS), (AC) <b>CT1049</b> CA <b>CT1049K1</b> CA <b>CT1049WP1</b> CA
	10/00-10/01	188 A5.000	59	1242	<b>3PK915</b> PS <b>4PK673</b> ALT, (-AC) <b>5PK1585</b> ALT, (-AC)





ContiTech



**FIAT**

**BRAVA / BRAVO I (182)**



					<b>CT1049</b> <b>CT1049K1</b> <b>CT1049WP1</b>	CA CA CA
1.4	10/95-10/01	182 A5.000, 182 A3.000	55-59	1370	<b>4PK750</b> <b>6PK1045</b> <b>6PK1845</b> <b>CT878</b> <b>CT878K1</b>	ALT, (-PS), (-AC) ALT, (PS), (-AC) ALT, (PS), (AC) CA CA
1.4 12 V	10/95-08/98	182 A3.000	59	1370	<b>4PK673</b> <b>4PK750</b> <b>6PK1045</b> <b>6PK1845</b> <b>CT878</b> <b>CT878K1</b>	ALT, (-PS), (-AC), OE-NO 71718718 ALT, (-PS), (-AC), OE-NO 46474060 ALT, (PS), (-AC) ALT, (PS), (AC) CA CA
1.6 16V	10/95-10/01	182 A6.000	66	1581	<b>3PK670</b> <b>4PK954</b> <b>4PK962</b> <b>5PK940</b> <b>CT879</b> <b>CT879K1</b>	PS AC, ⇨MTR-NO 9478517 AC, MTR-NO 9478518⇨ ALT CA CA
	02/96-10/01	182 A4.000	76	1581	<b>3PK670</b> <b>4PK962</b> <b>5PK940</b> <b>CT879</b> <b>CT879K1</b>	PS AC ALT CA CA
1.8 GT	10/95-10/01	182 A2.000	83	1747	<b>6PK1045</b> <b>6PK1845</b> <b>CT877</b> <b>CT877K2</b> <b>CT877WP2</b>	ALT, PS, (-AC) ALT, PS, (AC) CA, WP CA, WP CA, WP
1.9 D	10/95-10/01	160 A7.000	48	1929	<b>AVX10X650</b> <b>5PK940</b> <b>6PK923</b> <b>6PK986</b> <b>CT617</b> <b>CT617K1</b> <b>AP9017</b> <b>AP9058</b>	PS AC ALT ALT, (AC) CA CA
1.9 JTD	09/00-10/01	182 B9.000	74	1910	<b>6PK1038</b> <b>6PK1795</b> <b>CT968</b> <b>CT968K2</b> <b>CT968WP2</b> <b>AP9017</b> <b>AP9058</b> <b>VD1065</b> <b>MS30</b>	ALT, PS, (-AC) ALT, PS, AC CA CA CA CA FOR ART-NO: VD1065
1.9 JTD 105	12/98-10/01	182 B4.000	77	1910	<b>6PK1038</b> <b>6PK1780</b> <b>6PK1795</b> <b>CT968</b> <b>CT968K2</b> <b>CT968WP2</b> <b>AP9017</b> <b>AP9058</b> <b>VD1065</b> <b>MS30</b>	ALT, PS, (-AC) ALT, PS, AC, ⇨02/1999, ⇨MTR-NO 1370829 ALT, PS, AC, 03/1999⇨, MTR-NO 1370829⇨ CA CA CA CA FOR ART-NO: VD1065
1.9 TD 75 S, 1.9 TD 100 S	03/96-10/01	182 A7.000, 182 A8.000	55-74	1910	<b>6PK1038</b> <b>6PK1830</b> <b>6PK1836</b> <b>CT995</b>	ALT, (AC) ALT, (AC), ⇨MTR-NO 1865931 ALT, (AC), MTR-NO 1865932⇨ CA





ContiTech



**FIAT**

**BRAVA / BRAVO I (182)**

					<b>CT995K2</b> <b>CT995WP1</b> <b>AP9017</b> <b>AP9058</b> <b>VD1065</b> <b>MS30</b>	CA CA (AC) FOR ART-NO: VD1065
--	--	--	--	--	---	--

**BRAVO II (198)**

1.4 T-Jet	09/07-	198 A1.000, 198 A4.000	88-110	1368	<b>4PK665</b> <b>5PK1150</b> <b>5PK1150K1</b> <b>CT1049</b> <b>CT1049K1</b> <b>CT1049WP1</b> <b>AP9017</b> <b>AP9054</b>	ALT, (AC) ALT, (AC) ALT, (AC) CA CA CA
1.4, 1.4 LPG	04/07-	192 B2.000	66	1368	<b>4PK665</b> <b>5PK1150</b> <b>5PK1150K1</b> <b>CT1049</b> <b>CT1049K1</b> <b>CT1049WP1</b> <b>AP9017</b> <b>AP9054</b> <b>VD1065</b>	ALT, (AC) ALT, (AC) ALT, (AC) CA CA CA (AC)
1.6 D Multijet	09/07-	198 A2.000, 198 A3.000, 844 A3.000	77-88	1598	<b>6PK1038</b> <b>6PK1374</b> <b>CT1155</b> <b>CT1155K1</b> <b>CT1155WP1</b> <b>AP9017</b> <b>AP9054</b> <b>VD1065</b> <b>MS30</b>	ALT, (AC) ALT, (AC) CA CA CA (AC) FOR ART-NO: VD1065
	03/08-	198 A6.000	66	1598	<b>6PK1038</b> <b>6PK1374</b> <b>CT1155</b> <b>CT1155K1</b> <b>CT1155WP1</b> <b>AP9017</b> <b>AP9054</b> <b>VD1065</b>	ALT, (AC) ALT, (AC) CA CA CA
1.9 D Multijet	04/07-	192 A8.000	88	1910	<b>6PK1256</b> <b>6PK1270</b> <b>6PK800</b> <b>CT968</b> <b>CT968K2</b> <b>CT968WP2</b> <b>AP9017</b> <b>AP9054</b> <b>VD1065</b> <b>MS30</b>	ALT, (AC), OE-NO 71744462 ALT, (AC), OE-NO 71739512 ALT, (AC) CA CA CA (AC) FOR ART-NO: VD1065
		937 A5.000	110	1910	<b>6PK1360</b> <b>CT1105</b> <b>CT1105K3</b> <b>CT1105WP2</b> <b>AP9017</b> <b>AP9054</b> <b>VD1065</b> <b>MS30</b>	ALT, AC CA CA CA (AC) FOR ART-NO: VD1065
	11/06-	192 A1.000, 192 B4.000	85	1910	<b>6PK1256</b> <b>6PK800</b>	ALT, (AC) ALT, (AC)



FIAT						
<b>BRAVO II (198)</b>						
					<b>CT968</b> <b>CT968K2</b> <b>CT968WP2</b> <b>AP9017</b> <b>AP9054</b> <b>VD1065</b> <b>MS30</b>	CA CA CA    FOR ART-NO: VD1065
<b>CINQUECENTO (170)</b>						
0.7, 0.7 i	12/91-01/98	170 A.000, 170 A.046	22-23	704	<b>AVX10X735</b>	ALT
0.9 i.e. S	07/91-07/99	1170 A1.046, 1170 A1.000	29	899	<b>AVX10X800</b> <b>AVX13X850</b>	ALT AC
1.1 Sporting	10/94-01/98	176 B2.000	40	1108	<b>4PK545</b> <b>4PK673</b> <b>4PK785</b> <b>CT973</b> <b>CT973K1</b> <b>CT973WP1</b> <b>CT997</b> <b>CT997K1</b>	ALT, (AC) ALT, (AC) AC CA, ⇨MTR-NO 9042883 CA, ⇨MTR-NO 9042883 CA, ⇨MTR-NO 9042883 CA, MTR-NO 9042884⇨ CA, MTR-NO 9042884⇨
<b>COUPE (FA/175)</b>						
1.8 16V	03/96-08/00	183 A1.000	96	1747	<b>6PK1045</b> <b>6PK1845</b> <b>6PK1856</b> <b>CT877</b> <b>CT877K1</b> <b>CT877K2</b> <b>CT877WP1</b> <b>CT877WP2</b>	ALT, PS, (-AC) ALT, PS, (AC), OE-NO 71739915 ALT, PS, (AC), OE-NO 60662991 CA, WP CA, WP, ⇨05/1998 CA, WP, 06/1998⇨ ⇨05/1998, CA, WP 06/1998⇨, CA, WP
<b>CROMA (154)</b>						
2000 i.e.	10/87-08/96	154 C3.046, 834 B.146	85	1995	<b>AVX10X1090</b> <b>AVX10X1090</b> <b>AVX10X750</b> <b>AVX10X775</b> <b>AVX10X825</b> <b>AVX10X838</b> <b>CT608</b> <b>CT608K3</b> <b>CT833</b>	ALT, ⇨RICAMBI-NO 0216250, (PS) ALT PS, 1.HYPD, ⇨RICAMBI-NO 0216250, (AC) PS, ⇨RICAMBI-NO 0216250, (AC) PS AC, ⇨RICAMBI-NO 0216250 CA CA, 01/1992⇨ BS
<b>CROMA (194)</b>						
1.9 D Multijet	12/05-	939 A8.000	100	1910	<b>6PK1400</b> <b>6PK1413</b> <b>CT1105</b> <b>CT1105K3</b> <b>CT1105WP2</b> <b>AP9017</b> <b>AP9054</b>	ALT, CH-NO 2073593⇨ ALT, ⇨CH-NO 2073592 CA CA CA
	06/05-	939 A1.000	88	1910	<b>6PK1400</b> <b>6PK1413</b> <b>CT1106</b> <b>CT1106K1</b> <b>CT1106WP1</b> <b>AP9017</b> <b>AP9054</b> <b>VD1065</b> <b>MS30</b>	ALT, 05/2007⇨ ALT, ⇨05/2007 CA CA CA ⇨MTR-NO 5452805 FOR ART-NO: VD1065
		939 A2.000	110	1910	<b>6PK1400</b> <b>6PK1413</b> <b>CT1105</b> <b>CT1105K3</b> <b>CT1105WP2</b>	ALT, CH-NO 2073593⇨ ALT, ⇨CH-NO 2073592 CA CA CA

FIAT



ContiTech



**FIAT**

**CROMA (194)**



					<b>AP9017</b> <b>AP9054</b> <b>VD1065</b> <b>MS30</b>	FOR ART-NO: VD1065
	939 A7.000	85	1910	<b>6PK1400</b> <b>6PK1413</b> <b>CT1106</b> <b>CT1106K1</b> <b>CT1106WP1</b> <b>AP9017</b> <b>AP9054</b> <b>VD1065</b>	ALT, 05/2007⇒ ALT, ⇒05/2007 CA CA CA	

**DOBLO (119, 223)**

1.2	03/01-	223 A5.000	48	1242	<b>3PK915</b> <b>4PK665</b> <b>4PK673</b> <b>4PK698</b> <b>4PK841</b> <b>CT1115</b> <b>CT1115K1</b> <b>CT999</b> <b>CT999K1</b> <b>CT999WP1</b>	PS ALT, (PS), (-AC) ALT, (PS), (-AC) ALT, (PS), (AC), ⇒01/2004 AC CA, MTR-CODE: 223 A5.000, MTR-NO 2533529⇒ CA, MTR-NO 2533529⇒, MTR-CODE: 223 A5.000 CA, MTR-CODE: 223 A5.000, ⇒MTR-NO 2533528 CA, MTR-CODE: 223 A5.000, ⇒MTR-NO 2533528 CA, MTR-CODE: 223 A5.000, ⇒MTR-NO 2533528
1.3 D Multijet, 1.3 JTD 16V	05/04-	223 A9.000, 188 A9.000, 188 A8.000, 199 A2.000	51-62	1248	<b>4PK1022 ELAST</b> <b>4PK1022 ELAST T1</b> <b>6PK1180</b> <b>6PK1180K3</b> <b>6PK1310</b> <b>6PK1310K1</b> <b>AP9035</b> <b>AP9082</b>	PS PS ALT, (-AC) ALT, (-AC) ALT, (AC) ALT, (AC)
1.3 JTD	05/05-	199 A2.000	55	1248	<b>4PK1022 ELAST</b> <b>4PK1022 ELAST T1</b> <b>6PK1080</b> <b>6PK1310</b> <b>6PK1310K1</b> <b>AP9035</b> <b>AP9082</b>	PS PS ALT, (-AC) ALT, (AC) ALT, (AC)
1.4	10/05-	350 A1.000	57	1368	<b>3PK915</b> <b>4PK665</b> <b>5PK1145</b> <b>5PK1145K1</b> <b>CT1115</b> <b>CT1115K1</b> <b>CT1115WP1</b>	PS, (-AC) ALT, (-AC) ALT, (AC) ALT, (AC) CA CA CA
1.6 16V	10/01-	182 B6.000	76	1596	<b>3PK698</b> <b>4PK874 ELAST</b> <b>4PK874 ELAST T1</b> <b>5PK926 ELAST</b> <b>5PK940</b> <b>CT879</b> <b>CT879K1</b>	PS ALT, RUSSIA ALT, RUSSIA ALT, (AC) ALT, (-AC) CA CA
1.9 D	03/01-	223 A6.000	46	1910	<b>6PK1054</b> <b>6PK1815</b> <b>CT995</b> <b>CT995K2</b> <b>CT995WP1</b> <b>AP9017</b> <b>VD1065</b> <b>MS30</b>	ALT, PS ALT, PS, AC CA CA CA, ⇒01/2004 (AC) FOR ART-NO: VD1065
1.9 D Multijet	10/05-	186 A9.000	88	1910	<b>6PK1054</b>	ALT, (-AC)







FIAT						
<b>DOBLO (119, 223)</b>						
					<b>6PK1815</b> <b>CT968</b> <b>CT968K2</b> <b>AP9017</b> <b>VD1065</b> <b>MS30</b>	ALT, (AC) CA CA FOR ART-NO: VD1065
1.9 JTD	10/01-	182 B9.000, 223 B2.000	74	1910	<b>6PK1054</b> <b>6PK1815</b> <b>CT968</b> <b>CT968K2</b> <b>CT968WP2</b> <b>AP9017</b> <b>AP9058</b> <b>VD1065</b> <b>MS30</b>	ALT, PS, (-AC) ALT, PS, AC CA CA CA, 05/2003 → MTR-CODE: 182 B9.000 FOR ART-NO: VD1065
		182 B9.000	74	1910	<b>6PK1054</b> <b>6PK1815</b> <b>CT968</b> <b>CT968K2</b> <b>AP9017</b> <b>AP9058</b> <b>VD1065</b> <b>MS30</b>	ALT, PS, (-AC) ALT, PS, AC CA CA FOR ART-NO: VD1065
	07/03-	223 A7.000, 223 B1.000	77	1910	<b>6PK1054</b> <b>6PK1815</b> <b>CT968</b> <b>CT968K2</b> <b>AP9017</b> <b>VD1065</b> <b>MS30</b>	ALT, PS ALT, PS, AC CA CA MTR-CODE: 223 A7.000 FOR ART-NO: VD1065
<b>DOBLO (152, 263)</b>						
1.3 D Multijet	02/10-	199 A3.000, 263 A2.000	66	1248	<b>6PK1526</b> <b>6PK1670</b> <b>AP9082</b>	ALT, (-AC) ALT, (AC)
1.4, 1.4 Natural Power	02/10-	843 A1.000	70-88	1368	<b>4PK665</b> <b>5PK1150</b> <b>5PK1150K1</b> <b>CT1049</b> <b>CT1049K1</b> <b>CT1049WP1</b>	ALT, (-AC) ALT, (AC) ALT, (AC) CA CA CA
1.6 D Multijet	02/10-	198 A3.000, 263 A4.000	66-77	1598	<b>6PK1370</b> <b>6PK1710</b> <b>CT1155</b> <b>CT1155K1</b> <b>CT1155WP1</b> <b>AP9029</b> <b>AP9054</b> <b>VD1065</b>	ALT, (AC) ALT, (AC) CA CA CA CA
<b>DUCATO (230, 230L)</b>						
1.9 D, 1.9 TD	04/98-04/02	DJY, DHX (XUD9TF/L)	50-66	1905	<b>4PK755</b> <b>6PK1153</b> <b>6PK730</b> <b>CT1061</b> <b>CT1061K2</b> <b>CT1061WP3</b> <b>VD1086</b> <b>MS01</b>	PS ALT, AC ALT CA CA CA CA (-PS) FOR ART-NO: VD1086
1.9 TD, 1.9 TD CAT	03/94-04/02	230 A3.000, 230 A4.000	59-60	1929	<b>AVX10X700</b> <b>5PK1040</b> <b>5PK925</b> <b>5PK962</b>	PS AC ALT ALT, (PS)





ContiTech



FIAT

**FIAT**

**DUCATO (230, 230L)**

					<b>6PK962</b> <b>CT619</b> <b>CT619K1</b>	ALT, (PS), (AC) CA CA
2.0, 2.0 Panorama/ Combinato	03/94-04/02	RFW	80	1998	<b>4PK755</b> <b>6PK1105</b> <b>6PK698</b> <b>CT865</b> <b>CT865K1</b>	PS ALT, (AC) ALT, (-AC) CA CA
2.5 D	03/94-04/02	8140.67	62	2500	<b>AVX10X600</b> <b>5PK1090</b> <b>5PK1100</b> <b>6PK900</b> <b>CT1038</b> <b>CT1038K1</b> <b>CT1038K2</b>	VACP AC, ⇄MTR-NO 2669394 AC, MTR-NO 2669395⇄ ALT CA CA CA
2.5 TD, 2.5 TDI, 2.5 TDI 4x4	03/94-04/02	8140.47	80-85	2499- 2500	<b>5PK1054</b> <b>5PK1090</b> <b>5PK1100</b> <b>6PK900</b> <b>CT989</b> <b>CT989K1</b>	AC, (FWD) AC, ⇄MTR-NO 2669394, (4WD) AC, MTR-NO 2669395⇄, (4WD) ALT CA CA
2.5 TDI Panorama/ Combinato	03/94-04/02	8140.47	85	2500	<b>5PK1090</b> <b>5PK1100</b> <b>6PK900</b> <b>CT989</b> <b>CT989K1</b>	AC, ⇄MTR-NO 2669394 AC, MTR-NO 2669395⇄ ALT CA CA
2.8 D	02/98-04/02	8140.63	64	2800	<b>AVX10X700</b> <b>5PK1100</b> <b>6PK915</b> <b>6PK948</b> <b>CT989</b> <b>CT989K1</b> <b>VD1062</b> <b>MS27</b>	PS AC ALT, ⇄12/1999, ⇄MTR-NO 2976897 ALT, 01/2000⇄, MTR-NO 2976898⇄ CA CA (-AC) FOR ART-NO: VD1062
2.8 iDTD 4x4	05/98-09/01	8140.43	90	2799	<b>5PK1054</b> <b>5PK1105</b> <b>6PK915</b> <b>6PK948</b> <b>CT1034</b> <b>CT1034K1</b> <b>VD1062</b>	AC, (FWD) AC, (4WD) ALT, ⇄MTR-NO 2976898 ALT, MTR-NO 2976899⇄, (4WD) CA CA (-AC)
2.8 TDI, 2.8 TDI 4x4	10/97-04/02	8140.43	90	2800	<b>AVX10X700</b> <b>5PK1100</b> <b>6PK915</b> <b>6PK948</b> <b>CT1034</b> <b>CT1034K1</b>	PS AC ALT, WP, ⇄MTR-NO 2976897, ⇄12/1999 ALT, WP, MTR-NO 2976898⇄, 01/2000⇄ CA CA

**DUCATO (244, 244, Z\_)**

2.0	04/02-	RFL	81	1998	<b>6PK1090</b> <b>6PK698</b> <b>CT865</b> <b>CT865K1</b>	ALT, AC ALT CA CA
2.0 Bipower	11/02-	RFL	81	1998	<b>4PK755</b> <b>6PK1100</b> <b>6PK698</b> <b>CT865</b> <b>CT865K1</b>	PS ALT, (AC) ALT, (-AC) CA CA
2.0 JTD	04/02-	RHV (DW10)	62	1997	<b>4PK755</b> <b>6PK1180</b> <b>6PK1468</b> <b>6PK1468D1</b>	PS, (AC) ALT, AC ALT, PS, (-AC) ALT, PS, (-AC)





FIAT					
DUCATO (244, 244, Z)					
					<b>CT987</b> CA <b>CT987K1</b> CA <b>CT987WP1</b> CA <b>AP9019</b> <b>AP9023</b> <b>AP9038</b> <b>VD1080</b> (-AC) <b>MS02</b> FOR ART-NO: VD1080
2.3 JTD	04/02-	F1AE0481C	81	2286	<b>4PK903 ELAST</b> AC, MTR-NO 0113089⇒ <b>4PK985</b> AC, ⇒MTR-NO 0113089 <b>7PK1076</b> ALT <b>CT1148</b> CA <b>CT1148K1</b> CA <b>CT1148WP1</b> CA <b>AP9038</b>
2.8 JTD Power	05/04-	8140.43N	107	2800	<b>5PK1100</b> AC <b>6PK948</b> ALT, WP, (Thermo Starter) <b>6PK995</b> ALT, WP <b>CT1038</b> CA <b>CT1038K1</b> CA <b>CT1038K2</b> CA
2.8 JTD, 2.8 JTD 4x4	04/02-	8140.43S	94	2798	<b>5PK1100</b> AC <b>6PK948</b> ALT, (MANL) <b>6PK995</b> ALT, (AUTOM) <b>6PK995D1</b> ALT, (AUTOM) <b>CT1038</b> CA <b>CT1038K1</b> CA <b>CT1038K2</b> CA <b>VD1062</b> (-AC) <b>MS27</b> FOR ART-NO: VD1062
DUCATO (250, 290)					
100 Multijet 2,2 D	07/06-	4HV	74	2198	<b>4PK922 ELAST</b> PS <b>4PK922 ELAST T1</b> PS, (AC) <b>6PK1670</b> ALT, (AC) <b>6PK873 ELAST</b> ALT, (-AC) <b>6PK873 ELAST T1</b> ALT, PS, (-AC), 2 BELTS <b>AP9023</b> <b>AP9048</b>
110 Multijet 2,3 D	10/11-	F1AE3481G	83	2287	<b>4PK903 ELAST</b> AC <b>7PK1076</b> ALT <b>CT1148</b> CA <b>CT1148K1</b> CA <b>CT1148WP1</b> CA
115 Multijet 2,0 D	06/11-	250 A1.000	85	1956	<b>6PK1370</b> ALT, (-AC) <b>6PK1705</b> ALT, (AC) <b>CT1105</b> CA <b>CT1105K3</b> CA <b>CT1105WP2</b> CA <b>AP9029</b> <b>AP9054</b>
120 Multijet 2,3 D	07/06-	F1AE0481D, FPT	88	2287	<b>4PK903 ELAST</b> AC <b>7PK1076</b> ALT <b>CT1148</b> CA <b>CT1148K1</b> CA <b>CT1148WP1</b> CA
130 Multijet 2,3 D	01/07-	F1AE0481N, F1AE3481D	96	2287	<b>4PK903 ELAST</b> AC <b>7PK1076</b> ALT <b>CT1148</b> CA <b>CT1148K1</b> CA <b>CT1148WP1</b> CA

FIAT



ContiTech



**FIAT**

**DUCATO (250, 290)**

↩ 150 Multijet 2.3 D

06/11-

F1AE3481E

109

2287



**4PK903 ELAST**

AC



**7PK1076**

ALT



**CT1148**

CA



**CT1148K1**

CA



**CT1148WP1**

CA

160 Multijet 3.0 D

07/06-

F1CE0481D

116

2999



**4PK1102 ELAST**

AC



**6PK1165**

ALT



**AP9074**



**VD1121**

F1CE3481M

115

2999



**4PK1102 ELAST**

AC



**6PK1165**

ALT



**VD1090**



**VD1121**

10/06-

F1CE0481D

115

2999



**4PK1102 ELAST**

AC, OE-NO 504087247



**6PK1165**

ALT



**VD1121**

180 Multijet 3.0 D

06/11-

F1CE3481E

130

2999



**4PK1102 ELAST**

AC



**6PK1165**

ALT



**AP9074**



**VD1121**

**DUCATO Platform/Chassis (290)**

2.5 TD

07/90-03/94

8140.27

70

2500



**AVX10X913**

ALT



**5PK1432**

AC



**CT989**

CA, 07/1990↔



**CT989K1**

CA

**FIORINO Box (146)**

70 i.e. 1.4

05/94-05/01

146 C5.000, 146 D5.000

49

1372



**AVX10X865**

ALT, ↔03/1995



**AVX10X950**

PS



**4PK938**

ALT, 03/1995↔



**CT605**

CA



**CT605K1**

CA

75 i.e. 1.6

10/93-05/01

146 C6.000, 146 D6.000

55

1581



**AVX10X865**

ALT, ↔03/1995



**AVX10X950**

PS



**4PK938**

ALT, 03/1995↔



**CT605**

CA



**CT605K1**

CA

**FIORINO Box Body / Estate (225)**

1.3 D Multijet

07/09-

199 B1.000, 330 A1.000

70

1248



**6PK1526**

ALT, (AC)



**6PK1670**

ALT, (AC)



**AP9035**



**AP9082**

11/07-

199 A2.000, 199 A9.000

55

1248



**4PK1022 ELAST**

PS



**4PK1022 ELAST T1**

PS



**6PK1180**

ALT, (AC)



**6PK1180K1**

ALT, (AC), (AUTOM)



**6PK1180K3**

ALT, (AC), (MANL)



**6PK1325**

ALT, (AC)



**AP9035**



**AP9082**

1.4

11/07-

KFV, KFT

54

1360



**6PK1225**

ALT, (AC)



**6PK1564**

ALT, (AC)



**6PK1564K1**

ALT, (AC)



**CT1067**

CA



**CT1067K1**

CA



**CT1067WP1**

CA

**FREEMONT (JF\_)**

2.0 JTD, 2.0 JTD 4x4

08/11-

939 B5.000, 940 A5.000

103-

1956



**6PK1725**

ALT



**CT1105**

CA



**CT1105K3**

CA



**CT1105WP2**

CA



**VD1065**





FIAT						
<b>IDEA</b> ↔ 1.2 16V	01/04-	188 A5.000	59	1242	<b>4PK673</b> <b>5PK1150</b> <b>5PK1150K1</b> <b>CT1049</b> <b>CT1049K1</b> <b>CT1049WP1</b>	ALT, (AC) ALT, (AC) ALT, (AC) CA CA CA
1.3 JTD, 1.3 D Multijet	01/04-	188 A9.000, 199 A3.000	51-66	1248	<b>6PK1180</b> <b>6PK1180K3</b> <b>6PK1310</b> <b>6PK1310K1</b> <b>AP9035</b> <b>AP9082</b>	ALT, (AC) ALT, (AC) ALT, (AC) ALT, (AC) ALT, (AC)
1.4	10/05-	350 A1.000	57	1368	<b>4PK665</b> <b>5PK1145</b> <b>5PK1145K1</b> <b>CT1115</b> <b>CT1115K1</b> <b>CT1115WP1</b>	ALT, (AC) ALT, (AC) ALT, (AC) CA CA CA
1.4 LPG	03/09-	350 A1.000	57	1368	<b>4PK665</b> <b>5PK1150</b> <b>5PK1150K1</b> <b>CT1115</b> <b>CT1115K1</b> <b>CT1115WP1</b>	ALT, (AC) ALT, (AC) ALT, (AC) CA CA CA
1.4, 1.4 16V	12/03-	192 B2.000, 843 A1.000	66-70	1368	<b>4PK673</b> <b>5PK1150</b> <b>5PK1150K1</b> <b>CT1049</b> <b>CT1049K1</b> <b>CT1049WP1</b>	ALT, (AC) ALT, (AC) ALT, (AC) CA CA CA
1.9 JTD	01/04-	188 B2.000	74	1910	<b>6PK1180</b> <b>6PK1195</b> <b>CT968</b> <b>CT968K2</b> <b>AP9017</b> <b>AP9054</b> <b>VD1065</b> <b>MS30</b>	ALT, 06/2006⇒ ALT, ⇒06/2006 CA CA CA FOR ART-NO: VD1065
<b>LINEA (323)</b> 1.3 D Multijet	06/07-	199 A3.000	66	1248	<b>4PK1022 ELAST</b> <b>4PK1022 ELAST T1</b> <b>6PK1180</b> <b>6PK1180K1</b> <b>6PK1180K3</b> <b>6PK1325</b> <b>AP9035</b> <b>AP9082</b>	PS PS ALT, (AC) ALT, (AC), (AUTOM) ALT, (AC), (MANL) ALT, (AC)
	09/09-	199 A3.000	70	1248	<b>6PK1520</b> <b>6PK1670</b> <b>AP9035</b> <b>AP9082</b>	ALT, (AC) ALT, (AC)
1.4	06/07-	350 A1.000	57	1368	<b>4PK665</b> <b>5PK1145</b> <b>5PK1145K1</b> <b>CT1115</b> <b>CT1115K1</b> <b>CT1115WP1</b>	ALT, (AC) ALT, (AC) ALT, (AC) CA CA CA
1.4 T-Jet	09/07-	198 A4.000	88	1368	<b>4PK665</b> <b>5PK1150</b> <b>5PK1150K1</b> <b>CT1049</b>	ALT, (AC) ALT, (AC) ALT, (AC) CA





ContiTech



FIAT

**FIAT**

**LINEA (323)**

1.6 D Multijet	06/09-	198 A3.000	77	1598	<b>CT1049K1</b>	CA
					<b>CT1049WP1</b>	CA
					<b>6PK1374</b>	ALT, (-AC)
					<b>6PK1710</b>	ALT, (AC)
					<b>CT1155</b>	CA
					<b>CT1155K1</b>	CA
					<b>CT1155WP1</b>	CA
					<b>AP9054</b>	
					<b>VD1065</b>	

**MAREA (185)**

1.4 80 12V	09/96-05/02	182 A3.000	59	1370	<b>6PK1045</b>	ALT, PS, (-AC)
					<b>6PK1845</b>	ALT, PS, (AC)
					<b>CT878</b>	CA
					<b>CT878K1</b>	CA
1.6 100 16V	09/96-05/02	182 A4.000	76	1581	<b>3PK670</b>	PS
					<b>4PK924 ELAST</b>	AC, OE-NO 71718443, 46759895
					<b>4PK924 ELAST T1</b>	AC, OE-NO 71718443, 46759895
					<b>4PK962</b>	AC, ⇨06/2001, OE-NO 46542302, 46537099
					<b>5PK940</b>	ALT
					<b>CT879</b>	CA
					<b>CT879K1</b>	CA
1.8 115 16V	09/96-05/02	182 A2.000	83	1747	<b>6PK1045</b>	ALT, (-AC)
					<b>6PK1845</b>	ALT, (AC)
					<b>CT877</b>	CA, WP
					<b>CT877K2</b>	CA, WP
					<b>CT877WP2</b>	CA, WP
1.9 JTD 105	04/99-05/02	182 B4.000	77	1910	<b>6PK1038</b>	ALT, (-AC)
					<b>6PK1836</b>	ALT, (AC)
					<b>CT968</b>	CA
					<b>CT968K2</b>	CA
					<b>CT968WP2</b>	CA
					<b>AP9058</b>	
					<b>VD1065</b>	
					<b>MS30</b>	FOR ART-NO: VD1065
1.9 JTD 110	01/01-05/02	186 A6.000	81	1910	<b>6PK1038</b>	ALT, (-AC)
					<b>6PK1836</b>	ALT, (AC)
					<b>CT968</b>	CA
					<b>CT968K2</b>	CA
					<b>CT968WP2</b>	CA
					<b>AP9017</b>	
					<b>VD1065</b>	
					<b>MS30</b>	FOR ART-NO: VD1065
1.9 TD 100	09/96-05/02	182 A7.000, 182 B9.000	74	1910	<b>6PK1038</b>	ALT, (-AC)
					<b>6PK1830</b>	ALT, (AC), ⇨MTR-NO 1865931
					<b>6PK1836</b>	ALT, (AC), MTR-NO 1865932⇨
					<b>CT995</b>	CA
					<b>CT995K2</b>	CA
					<b>CT995WP1</b>	CA, 09/1997⇨
					<b>AP9017</b>	
					<b>AP9058</b>	
					<b>VD1065</b>	
					<b>MS30</b>	FOR ART-NO: VD1065

**MULTIPLA (186)**

1.6 100 16V, 1.6 16V Bipower	04/99-06/10	182 A4.000	76	1581	<b>3PK670</b>	PS
					<b>4PK924 ELAST</b>	AC, OE-NO 71718443, 46759895
					<b>4PK924 ELAST T1</b>	AC, OE-NO 71718443, 46759895
					<b>4PK962</b>	AC, ⇨06/2001, OE-NO 46542302, 46537099
					<b>5PK940</b>	ALT, WP
					<b>CT879</b>	CA
					<b>CT879K1</b>	CA
1.6, 1.6 16V Bipower	09/00-06/10	182 B6.000	76	1596	<b>3PK670</b>	PS





FIAT						
<b>MULTIPLA (186)</b>						
1.9 JTD 105, 1.9 JTD 115	04/99-06/10	182 B4.000, 186 A8.000	77-85	1910	<b>4PK924 ELAST</b> <b>4PK924 ELAST T1</b> <b>5PK940</b> <b>CT879</b> <b>CT879K1</b>	AC, OE-NO 71718443, 46759895 AC, OE-NO 71718443, 46759895 ALT, WP CA CA, MTR-CODE: 182B6.000
1.9 JTD, 1.9 JTD 110	03/01-06/10	186 A6.000, 186 A9.000	81-88	1910	<b>6PK1038</b> <b>6PK1836</b> <b>CT968</b> <b>CT968K2</b> <b>CT968WP2</b> <b>AP9017</b> <b>AP9058</b> <b>VD1065</b> <b>MS30</b>	ALT, (AC) ALT, (AC) CA CA CA CA FOR ART-NO: VD1065
1.9 JTD, 1.9 JTD 110	03/01-06/10	186 A6.000, 186 A9.000	81-88	1910	<b>6PK1038</b> <b>6PK1836</b> <b>CT968</b> <b>CT968K2</b> <b>CT968WP2</b> <b>AP9017</b> <b>VD1065</b> <b>MS30</b>	ALT, (AC) ALT, (AC) CA, WP CA, WP CA, WP FOR ART-NO: VD1065
<b>PALIO (178BX)</b>						
1.2	06/99-10/00	178 E2.000	50	1242	<b>3PK915</b> <b>4PK665</b> <b>4PK673</b> <b>4PK698</b> <b>4PK841</b> <b>CT927</b> <b>CT927K1</b> <b>CT927WP1</b> <b>CT999</b> <b>CT999K1</b> <b>CT999WP1</b>	PS ALT, (AC), (-PS), MTR-NO 0714686⇨ ALT, (AC), (-PS), ⇨MTR-NO 0714685 ALT, (AC) AC CA, ⇨MTR-NO 9042883 CA, ⇨MTR-NO 9042883 CA, ⇨MTR-NO 9042883 CA, MTR-NO 9042884⇨ CA, MTR-NO 9042884⇨ CA, MTR-NO 9042884⇨
<b>PALIO Weekend (178DX)</b>						
1.2	02/01-	188 A4.000, 178 C4.066	44	1242	<b>3PK915</b> <b>4PK665</b> <b>4PK673</b> <b>4PK698</b> <b>4PK841</b> <b>CT1115</b> <b>CT1115K1</b> <b>CT999</b> <b>CT999K1</b>	PS ALT, (AC), 05/2002⇨ ALT, (AC), ⇨04/2002 ALT, (AC) AC CA, MTR-CODE: 188 A4.000, MTR-NO 2533529⇨ MTR-CODE: 188 A4.000, CA, MTR-NO 2533529⇨ CA, MTR-CODE: 188 A4.000, ⇨MTR-NO 2533528 CA, MTR-CODE: 188 A4.000, ⇨MTR-NO 2533528
	09/01-	188 A5.000	59	1242	<b>3PK905</b> <b>4PK673</b> <b>5PK1190</b> <b>CT1049</b> <b>CT1049K1</b> <b>CT1049WP1</b>	PS ALT, (AC) ALT, (AC) CA CA CA
	04/96-02/01	178 B5.000	54	1242	<b>3PK915</b> <b>4PK673</b> <b>4PK698</b> <b>4PK841</b> <b>CT927</b> <b>CT927K1</b> <b>CT927WP1</b> <b>CT999</b> <b>CT999K1</b> <b>CT999WP1</b>	PS ALT, (-PS), (-AC) ALT, (PS), (AC) AC CA, ⇨MTR-NO 9042883 CA, ⇨MTR-NO 9042883 CA, ⇨MTR-NO 9042883 CA, MTR-NO 9042884⇨ CA, MTR-NO 9042884⇨ CA, MTR-NO 9042884⇨
1.6 16V	04/96-02/01	178 B3.000	74	1581	<b>3PK670</b>	PS



ContiTech



**FIAT**

**PALIO Weekend (178DX)**

					<b>4PK855</b> <b>5PK940</b> <b>5PK955</b> <b>CT879</b> <b>CT879K1</b>	AC ALT, OE-NO 46738444 ALT, OE-NO 46473060 CA CA
1.7 TD	04/96-03/01	176 A3.000	51	1698	<b>3PK719</b> <b>4PK905</b> <b>4PK938</b> <b>6PK986</b> <b>CT611</b> <b>CT611K1</b>	PS AC, MTR:NO 02138440⇨ AC, ⇨MTR:NO 02138439 ALT CA CA
1.9 D	03/01-	223 A6.000	46	1910	<b>6PK1050</b> <b>6PK1815</b> <b>CT995</b> <b>CT995K2</b> <b>CT995WP1</b> <b>AP9017</b> <b>AP9058</b> <b>VD1065</b> <b>MS30</b>	ALT, (AC) ALT, (AC) CA CA CA (AC) FOR ART-NO: VD1065

**PANDA (141A)**

1000 i.e. CAT

	10/87-08/98	156 A2.246, 141 C2.000	33	999	<b>AVX10X675</b> <b>AVX10X675</b> <b>4PK673</b> <b>CT503</b> <b>CT503K1</b> <b>CT997</b> <b>CT997K1</b>	ALT ALT, ⇨MTR:NO 4233955 ALT, MTR:NO 4233956⇨ CA, ⇨MTR:NO 9042883 CA, ⇨MTR:NO 9042883 CA, MTR:NO 9042884⇨ CA, MTR:NO 9042884⇨
1100	02/95-09/03	176 B2.000, 187 A1.000	40	1108	<b>4PK665</b> <b>4PK673</b> <b>5PK1150</b> <b>CT1114</b> <b>CT973</b> <b>CT973K1</b> <b>CT973WP1</b>  <b>CT973WP2</b>  <b>CT997</b> <b>CT997</b> <b>CT997K1</b> <b>CT997K1</b> <b>CT997WP1</b> <b>CT997WP1</b>	ALT, (AC), MTR:NO 0714684⇨ ALT, (AC), ⇨MTR:NO 0714683 ALT, (AC) CA, MTR-CODE: 187 A1.000, MTR:NO 2934170⇨ MTR-CODE: 176 B2.000, CA, ⇨MTR:NO 9042883 MTR-CODE: 176 B2.000, CA, ⇨MTR:NO 9042883 MTR-CODE: 176 B2.000, CA, ⇨MTR:NO 9042882, ⇨03/1999 MTR-CODE: 176 B2.000, CA, ⇨MTR:NO 9042882, 04/1999⇨ MTR-CODE: 176 B2.000, CA, MTR:NO 9042884⇨ MTR-CODE: 187 A1.000, ⇨MTR:NO 2934169, CA MTR-CODE: 176 B2.000, CA, MTR:NO 9042884⇨ MTR-CODE: 187 A1.000, ⇨MTR:NO 2934169, CA MTR-CODE: 176 B2.000, CA, MTR:NO 9042884⇨ MTR-CODE: 187 A1.000, CA, MTR:NO 9042884⇨
1100 4x4	02/95-07/04	176 B2.000	40	1108	<b>4PK665</b> <b>4PK673</b> <b>5PK1150</b> <b>CT973</b> <b>CT973K1</b> <b>CT973WP1</b>  <b>CT973WP2</b>  <b>CT997</b> <b>CT997K1</b> <b>CT997WP1</b>	ALT, (AC), MTR:NO 0714684⇨ ALT, (AC), ⇨MTR:NO 0714683 ALT, (AC) CA, MTR-CODE: 176 B2.000, ⇨MTR:NO 9042883 CA, MTR-CODE: 176 B2.000, ⇨MTR:NO 9042883 CA, ⇨MTR:NO 9042883, ⇨03/1999, MTR-CODE: 176 B2.000 CA, MTR-CODE: 176 B2.000, ⇨MTR:NO 9042883, 04/1999⇨ CA, MTR-CODE: 176 B2.000, MTR:NO 9042884⇨ CA, MTR-CODE: 176 B2.000, MTR:NO 9042884⇨ CA, MTR-CODE: 176 B2.000, MTR:NO 9042884⇨
750	01/86-01/95	141 B.000	25	770	<b>AVX10X800</b> <b>CT503</b> <b>CT503K1</b>	ALT CA CA
		156 A4.000	25	770	<b>AVX10X675</b> <b>AVX10X800</b>	ALT, ENGINE: OHC ALT, ENGINE: OHV







FIAT						
<b>PANDA (141A_)</b>						
					<b>CT503</b> <b>CT503K1</b> <b>CT997</b> <b>CT997K1</b>	CA, ⇨ MTR-NO 9042883 CA, ⇨ MTR-NO 9042883 CA, MTR-NO 9042884⇨ CA, MTR-NO 9042884⇨
900	10/80-12/96	100 GL3.000, 146 A.000, 1170 A1.046	29-33	899- 903	<b>AVX10X800</b>	ALT
<b>PANDA Van (141_)</b>						
1.1, 1.1 4x4	09/00-02/04	187 A1.000	40	1108	<b>4PK665</b> <b>4PK673</b> <b>5PK1150</b> <b>CT997</b> <b>CT997K1</b> <b>CT997WP1</b>	ALT, (AC), MTR-NO 714685⇨ ALT, (AC), ⇨ MTR-NO 714685 ALT, (AC) CA CA CA, MTR-NO 9042884⇨
1000 ie	08/92-02/04	156 A2.246	33	999	<b>CT503</b> <b>CT503K1</b> <b>CT997</b> <b>CT997K1</b>	CA, ⇨ MTR-NO 9042883 CA, ⇨ MTR-NO 9042883 CA, MTR-NO 9042884⇨ CA, MTR-NO 9042884⇨
750	01/86-07/92	141 B.000	25	764	<b>AVX10X675</b> <b>AVX10X800</b> <b>CT503</b> <b>CT503K1</b>	ALT, ENGINE: OHV ALT, ENGINE: OHV CA CA
<b>PANDA / PANDA Van (169)</b>						
1.1	09/03-	187 A1.000	40	1108	<b>4PK665</b> <b>5PK1150</b> <b>5PK1150K1</b> <b>CT1114</b> <b>CT1114K1</b> <b>CT997</b> <b>CT997K1</b> <b>CT997WP1</b>	ALT, (AC) ALT, (AC) ALT, (AC) CA, MTR-CODE: 187 A1.000, MTR-NO 2533528⇨ CA, MTR-CODE: 187 A1.000, MTR-NO 2533528⇨ CA, ⇨08/2004, ⇨ MTR-NO 2533527 CA, ⇨08/2004, ⇨ MTR-NO 2533527 CA, ⇨08/2004, ⇨ MTR-NO 2533527
1.2	09/04-	188 A4.000	44	1242	<b>4PK665</b> <b>5PK1150</b> <b>5PK1150K1</b> <b>CT1115</b> <b>CT1115K1</b> <b>CT1115WP1</b> <b>CT999</b> <b>CT999K1</b> <b>CT999WP1</b>	ALT, (AC) ALT, AC ALT, AC CA, MTR-CODE: 188 A4.000, MTR-NO 2533529⇨ CA, MTR-CODE: 188 A4.000, MTR-NO 2533529⇨ CA, MTR-CODE: 188 A4.000, MTR-NO 2533529⇨ CA, MTR-CODE: 188 A4.000, ⇨ MTR-NO 2533528 CA, MTR-CODE: 188 A4.000, ⇨ MTR-NO 2533528 CA, MTR-CODE: 188 A4.000, ⇨ MTR-NO 2533528
1.2, 1.2 4x4, 1.2 LPG	09/03-	188 A4.000	44	1242	<b>4PK665</b> <b>5PK1145</b> <b>5PK1145K1</b> <b>CT1115</b> <b>CT1115K1</b> <b>CT1115WP1</b> <b>CT999</b> <b>CT999K1</b> <b>CT999WP1</b>	ALT, (AC) ALT, AC ALT, AC CA, MTR-CODE: 188 A4.000, MTR-NO 2533529⇨ CA, MTR-CODE: 188 A4.000, MTR-NO 2533529⇨ CA, MTR-CODE: 188 A4.000, MTR-NO 2533529⇨ CA, MTR-CODE: 188 A4.000, ⇨ MTR-NO 2533528 CA, MTR-CODE: 188 A4.000, ⇨ MTR-NO 2533528 CA, MTR-CODE: 188 A4.000, ⇨ MTR-NO 2533528
1.2, 1.2 LPG, 1.2 4x4	11/09-	169 A4.000	51	1242	<b>4PK665</b> <b>5PK1150</b> <b>5PK1150K1</b> <b>CT1115</b> <b>CT1115K1</b> <b>CT1115WP1</b>	ALT, (AC), 04/2010⇨ ALT, (AC), 04/2010⇨ ALT, (AC), 04/2010⇨ CA, 04/2010⇨ CA, 04/2010⇨ CA, 04/2010⇨
1.3 D Multijet 4x4	01/06-	169 A1.000	55	1248	<b>6PK1180K3</b> <b>6PK1185</b> <b>6PK1310</b> <b>6PK1310K1</b> <b>AP9035</b>	ALT, (AC) ALT, (AC) ALT, (AC) ALT, (AC)
1.3 D Multijet, 1.3 D	09/03-	169 A1.000, 169	51-55	1248	<b>6PK1180</b>	ALT, (AC)



ContiTech



FIAT

**FIAT**

**PANDA / PANDA Van (169)**

↔ Multijet 4x4

		A5.000, 188 A8.000, 188 A9.000			<b>6PK1180K3</b> <b>6PK1310</b> <b>6PK1310K1</b> <b>AP9035</b>	ALT, (AC) ALT, (AC) ALT, (AC)
1.4	10/06-	169 A3.000	74	1368	<b>5PK1150</b> <b>5PK1150K1</b> <b>CT1049</b> <b>CT1049K1</b> <b>CT1049WP1</b>	ALT ALT CA CA CA
1.4 Natural Power	09/10-	350 A1.000	57	1368	<b>5PK1150</b> <b>5PK1150K1</b> <b>CT1115</b> <b>CT1115K1</b> <b>CT1115WP1</b>	ALT ALT CA CA CA

**PANDA (312)**

0.9	02/12-	312 A2.000, 312 A4.000, 312 A7.000	48-63	875- 964	<b>5PK1150</b>	ALT, (AC)
0.9 Natural Power	07/12-	312 A2.000	63	875	<b>5PK1155</b>	ALT, (AC)
1.2, 1.2 LPG	02/12-	169 A4.000	51	1242	<b>4PK665</b> <b>5PK1150</b> <b>5PK1150K1</b> <b>CT1115</b> <b>CT1115K1</b> <b>CT1115WP1</b>	ALT, (AC) ALT, (AC) ALT, (AC) CA CA CA
1.3 D Multijet, 1.3 D Multijet 4x4	02/12-	199 A9.000, 199 A1.000	55	1248	<b>6PK1180</b> <b>6PK1180K3</b> <b>6PK1310</b> <b>6PK1310K1</b> <b>AP9035</b>	ALT, (AC) ALT, (AC) ALT, (AC) ALT, (AC)

**PANDA VAN (312)**

1.2, 1.2 LPG	02/12-	169 A4.000	51	1242	<b>4PK665</b> <b>5PK1145</b> <b>5PK1145K1</b> <b>CT1115</b> <b>CT1115K1</b> <b>CT1115WP1</b>	ALT, (AC) ALT, (AC) ALT, (AC) CA CA CA
--------------	--------	------------	----	------	---	---

**PUNTO (176, 176C, 176L)**

1.1	04/96-02/00	176 B2.000	40	1108	<b>3PK915</b> <b>4PK673</b> <b>4PK706</b> <b>4PK855</b> <b>CT973</b> <b>CT973K1</b> <b>CT973WP1</b> <b>CT973WP2</b> <b>CT997</b> <b>CT997K1</b> <b>CT997WP1</b>	PS ALT, (PS), (AC) ALT, (AC) AC, (PS) CA, ⇨MTR-NO 9042883 CA, ⇨MTR-NO 9042883 CA, ⇨MTR-NO 9042883, ⇨03/1999 CA, ⇨MTR-NO 9042883, ⇨03/1999⇨ CA, MTR-NO 9042884⇨ CA, MTR-NO 9042884⇨ CA, MTR-NO 9042884⇨
1.2 16V	04/97-09/99	176 B9.000	63	1242	<b>3PK915</b> <b>4PK673</b> <b>4PK698</b> <b>4PK706</b> <b>4PK841</b> <b>4PK855</b> <b>CT1049</b> <b>CT1049K1</b>	PS ALT, (AC) ALT, (AC), MTR-NO 7882273⇨ ALT, (AC), ⇨MTR-NO 7882272 AC, MTR-NO 7882273⇨ AC, ⇨MTR-NO 7882272 CA CA
1.4 GT Turbo	01/94-09/99	176 A4.000, 176 B6.000	96-98	1372	<b>AVX10X690</b> <b>3PK1000</b> <b>5PK940</b> <b>5PK990</b>	PS AC ALT ALT, (AC)





ContiTech



**FIAT**

PUNTO (176, 176C, 176L)

					<b>CT605</b> <b>CT605K1</b>	CA CA
1.6	01/94-04/97	176 A9.000	65	1581	<b>AVX10X690</b> <b>4PK1006</b> <b>4PK975</b> <b>5PK940</b> <b>CT605</b> <b>CT605K1</b>	PS AC, ⇨MTR-NO 09396121 AC, MTR-NO 09396122⇨ ALT CA CA
1.7 D	04/94-02/00	176 B3.000	42	1698	<b>3PK719</b> <b>4PK945</b> <b>5PK940</b> <b>6PK935</b> <b>6PK986</b> <b>CT611</b> <b>CT611K1</b>	PS AC ALT, ⇨MTR-NO 1815650 ALT, MTR-NO 1815652⇨ ALT, (AC) CA CA
1.7 TD	01/94-02/00	176 A3.000, 176 A5.000, 176 B7.000	46-52	1698	<b>3PK719</b> <b>4PK950</b> <b>5PK934</b> <b>6PK935</b> <b>6PK986</b> <b>CT611</b> <b>CT611K1</b>	PS AC ALT, ⇨MTR-NO 01815651 ALT, MTR-NO 01815652⇨ ALT, (AC) CA CA
55 1.1	09/93-09/99	176 A6.000, 176 B2.000	40	1108	<b>3PK915</b> <b>4PK673</b> <b>4PK706</b> <b>4PK855</b> <b>CT927</b>  <b>CT973</b> <b>CT973K1</b> <b>CT973WP1</b> <b>CT973WP2</b> <b>CT997</b> <b>CT997K1</b> <b>CT997WP1</b>	PS ALT ALT, (PS), (AC) AC, (PS) CA, MTR-CODE: 176 A7.000, ⇨MTR-NO 9042883, OE-NO 71749474, (PUNTO 60 1.2i) CA, ⇨MTR-NO 9042883 CA, ⇨MTR-NO 9042883 CA, ⇨MTR-NO 9042883, ⇨03/1999 CA, ⇨MTR-NO 9042883, 04/1999⇨ CA, MTR-NO 9042884⇨ CA, MTR-NO 9042884⇨ CA, MTR-NO 9042884⇨
60 1.2	01/94-06/00	176 A7.000, 176 B1.000, 176 B4.000	43-44	1242	<b>3PK915</b> <b>4PK673</b> <b>4PK698</b> <b>4PK706</b> <b>4PK841</b> <b>4PK855</b> <b>CT927</b> <b>CT927K1</b> <b>CT927WP1</b> <b>CT999</b> <b>CT999K1</b> <b>CT999WP1</b>	PS ALT, (AC) ALT, (AC), MTR-NO 7882273⇨ ALT, (AC), ⇨MTR-NO 7882272 AC, MTR-NO 7882273⇨ AC, ⇨MTR-NO 7882272 CA, ⇨MTR-NO 9042882 CA, ⇨MTR-NO 9042882 CA, MTR-NO 9042882 CA, MTR-NO 9042883⇨ CA, MTR-NO 9042883⇨ CA, MTR-NO 9042883⇨
75 1.2	10/93-09/99	176 A8.000	54	1242	<b>3PK915</b> <b>3PK935</b> <b>4PK673</b> <b>4PK698</b> <b>4PK706</b> <b>4PK841</b> <b>4PK855</b> <b>CT927</b> <b>CT927K1</b> <b>CT927WP1</b> <b>CT999</b> <b>CT999K1</b> <b>CT999WP1</b>	PS, MTR-NO 5795655⇨ PS, ⇨MTR-NO 5795654 ALT, (AC) ALT, (AC), MTR-NO 7882273⇨ ALT, (AC), ⇨MTR-NO 7882272 AC, MTR-NO 7882273⇨ AC, ⇨MTR-NO 7882272 CA, ⇨MTR-NO 9042882 CA, ⇨MTR-NO 9042882 CA, ⇨MTR-NO 9042882 CA, MTR-NO 9042883⇨ CA, MTR-NO 9042883⇨ CA, MTR-NO 9042883⇨

FIAT



ContiTech



**FIAT**

**PUNTO (188, 188AX)**

↔ 1.2 16V 80

09/99-

188 A5.000

59

1242



**3PK915**

(RHD), PS



**4PK665**

ALT, (-AC), MTR-NO 714686↔



**4PK673**

ALT, (-AC), ↔MTR-NO 714685



**4PK698**

(RHD), ALT, AC



**4PK841**

(RHD), AC



**5PK1150**

09/2001↔, ALT, AC



**5PK1173**

↔08/2001, ALT, AC



**CT1049**

CA



**CT1049K1**

CA



**CT1049WP1**

CA

1.2 60

09/99-

188 A4.000

44

1242



**4PK665**

ALT, (-AC), MTR-NO 714686↔



**4PK673**

ALT, (-AC), ↔MTR-NO 714685



**4PK841**

AC, (RHD)



**5PK1150**

ALT, AC, 02/2002↔



**5PK1173**

ALT, AC, ↔01/2002



**CT1115**

CA, MTR-CODE: 188 A4.000, MTR-NO 2533529↔,

MODEL '04↔



**CT1115K1**

CA, MTR-CODE: 188 A4.000, MTR-NO 2533529↔,

MODEL '04↔



**CT1115WP1**

CA, MTR-CODE: 188 A4.000, MTR-NO 2533529↔,

MODEL '04↔



**CT999**

CA, MTR-CODE: 188 A4.000, ↔MTR-NO 2533528,

↔MODEL '03



**CT999K1**

CA, MTR-CODE: 188 A4.000, ↔MTR-NO 2533528,

↔MODEL '03



**CT999WP1**

CA, MTR-CODE: 188 A4.000, ↔MTR-NO 2533528,

↔MODEL '03

1.2 Bifuel

08/07-

188 A4.000

44

1242



**5PK1155**

ALT, (AC)



**CT1115**

CA



**CT1115K1**

CA



**CT1115WP1**

CA

1.3 JTD, 1.3 JTD 16V

06/03-

188 A9.000

51

1248



**6PK1180**

ALT, (AC)



**6PK1180K3**

ALT, (AC)



**6PK1310**

ALT, (AC)



**6PK1310K1**

ALT, (AC)



**AP9035**

1.4

09/03-

843 A1.000

70

1368



**4PK673**

ALT, (-AC)



**5PK1150**

ALT, (AC)



**5PK1150K1**

ALT, (AC)



**CT1049**

CA



**CT1049K1**

CA



**CT1049WP1**

CA

1.8 130 HGT

09/99-

183 A1.000, 188  
A6.000

96

1747



**6PK1760**

ALT, OE-NO 73501580



**6PK1795**

ALT, OE-NO 60674147



**6PK1815**

ALT, OE-NO 60667257



**6PK1845**

ALT, OE-NO 71739915



**CT877**

CA, MTR-CODE: 183.A1.000, ↔08/2000



**CT877K2**

CA, MTR-CODE: 183.A1.000



**CT877WP2**

CA, MTR-CODE: 183.A1.000



**CT947**

CA, MTR-CODE: 188.A6.000, 09/2000↔



**CT947K2**

CA, MTR-CODE: 188.A6.000

1.9 DS 60

09/99-

188 A3.000

44

1910



**6PK1195**

ALT, AC, 04/2002↔



**6PK1230**

ALT, AC, ↔03/2002



**6PK815**

ALT



**CT995**

CA



**CT995K2**

CA



**CT995WP1**

CA



**AP9017**



**AP9058**

1.9 JTD, 1.9 JTD 80

09/99-

188 A2.000, 188  
A7.000

59-63

1910



**6PK1195**

ALT, AC, 04/2002↔



**6PK1230**

ALT, AC, ↔03/2002





FIAT						
PUNTO (188, 188AX)						
					6PK815 CT968 CT968K2 CT968WP2 AP9017 AP9058 VD1065 MS30	ALT CA CA CA  FOR ART-NO: VD1065
PUNTO / GRANDE PUNTO / PUNTO EVO / PUNTO Van(199)						
0.9 Twinair Turbo	03/12-	312 A2.000	63	875	5PK1150	ALT, (AC)
1.2	10/09-	169 A4.000	51	1242	4PK665 5PK1150 5PK1150K1 CT1115 CT1115K1 CT1115WP1	ALT, (AC), ⇨05/2012 ALT, (AC), ⇨05/2012 ALT, (AC), ⇨05/2012 CA, ⇨05/2012 CA, ⇨05/2012 CA, ⇨05/2012
					10/05-	199 A4.000
1.3 D Multijet	12/13-	199 B8.000	59	1248	AP9035	
	10/09-02/12	223 A9.000, 199 B4.000	62	1248	6PK1180 6PK1180K3 6PK1318 AP9035 AP9082	ALT, (AC) ALT, (AC) ALT, (AC)
			10/05-	199 A2.000	55	1248
	03/12-	199 A2.000, 199 A9.000	55	1248	6PK1318 AP9035	ALT
			199 B4.000	62	1248	6PK1180K3 6PK1185 6PK1318 6PK1318 AP9035
		199 B1.000	70	1248	6PK1318 AP9035 AP9082	ALT
	10/09-02/12	199 A2.000, 199 A9.000	55	1248	6PK1180 6PK1180K3 6PK1325 AP9035 AP9082	ALT, (AC) ALT, (AC) ALT, AC
			199 B1.000	70	1248	6PK1318 AP9078 AP9082
	10/05-	199 A3.000	66	1248	6PK1180 6PK1180K1 6PK1325 AP9035 AP9078 AP9082	ALT, (AC) ALT, (AC) ALT, (AC)
	03/12-	199 B4.000, 199 B8.000	59-62	1248	AP9035	
1.4	10/05-	350 A1.000	57	1368	4PK665	ALT, (AC)

FIAT



ContiTech



FIAT

**FIAT**

**PUNTO / GRANDE PUNTO / PUNTO EVO / PUNTO Van(199)**

					<b>5PK1145</b> <b>5PK1145K1</b> <b>CT1115</b> <b>CT1115K1</b> <b>CT1115WP1</b>	ALT, (AC) ALT, (AC) CA CA CA	
	1.4 16V, 1.4 T-Jet, 1.4 Multi Air, 1.4 Turbo Multi Air	10/05-	198 A4.000, 199 A6.000, 955 A2.000, 955 A6.000	70-99	1368	<b>4PK665</b> <b>5PK1150</b> <b>5PK1150K1</b> <b>CT1049</b> <b>CT1049K1</b> <b>CT1049WP1</b>	ALT, (-AC) ALT, (AC) ALT, (AC) CA CA CA
	1.4 LPG, 1.4 Natural Power	06/09-02/12	350 A1.000	57	1368	<b>5PK1150</b> <b>5PK1150K1</b> <b>CT1115</b> <b>CT1115K1</b> <b>CT1115WP1</b>	ALT, (AC) ALT, (AC) CA CA CA
	1.4, 1.4 Bifuel, 1.4 Natural Power	06/06-	199 A7.000, 350 A1.000	55-57	1368	<b>4PK665</b> <b>5PK1150</b> <b>5PK1150K1</b> <b>CT1115</b> <b>CT1115K1</b> <b>CT1115WP1</b>	ALT, (-AC) ALT, (AC) ALT, (AC) CA CA CA
	1.9 D Multijet	10/05-	939 A1.000, 199 A5.000	88-96	1910	<b>6PK1374</b> <b>6PK1390</b> <b>CT1106</b> <b>CT1106K1</b> <b>CT1106WP1</b> <b>AP9017</b> <b>AP9054</b> <b>VD1065</b> <b>MS30</b>	ALT, (AC), OE-NO 55203815 ALT, (AC), OE-NO 51758124 CA CA CA CA ⇨MTR-NO 5452805 FOR ART-NO: VD1065

**QUBO (225)**

1.3 D Multijet	02/08-	199 A2.000, 199 A9.000	55	1248	<b>4PK1022 ELAST</b> <b>4PK1022 ELAST T1</b> <b>6PK1180</b> <b>6PK1180K1</b> <b>6PK1180K3</b> <b>6PK1325</b> <b>AP9082</b>	PS PS ALT, (-AC) ALT, (-AC), (AUTOM) ALT, (-AC), (MANL) ALT, (AC)
	07/10-	199 B1.000	70	1248	<b>6PK1526</b> <b>6PK1670</b> <b>AP9082</b>	ALT, (AC) ALT, (AC)
1.4	02/08-	KFV, KFT	54	1360	<b>6PK1225</b> <b>6PK1564</b> <b>6PK1564K1</b> <b>CT1067</b> <b>CT1067K1</b> <b>CT1067WP1</b>	ALT, (-AC) ALT, (AC) ALT, (AC) CA CA CA
1.4 Natural Power	10/09-	350 A1.000	57	1368	<b>4PK665</b> <b>5PK1145</b> <b>5PK1145K1</b> <b>CT1115</b> <b>CT1115K1</b> <b>CT1115WP1</b>	ALT, (-AC) ALT, (AC) ALT, (AC) CA CA CA

**REGATA (138)**

70 1.3	09/83-07/89	149 A3.000, 149 A7.000	48	1301	<b>AVX10X550</b> <b>AVX10X685</b> <b>AVX10X825</b> <b>AVX10X825</b> <b>CT594</b> <b>CT594</b>	ALT, (AC) WP, (AC) AC ALT CA, (AUTOM) (AC), ⇨CH-NO 7211446
--------	-------------	------------------------	----	------	--	---







ContiTech



FIAT

**FIAT**

**SCUDO (220L, 220P)**

↕					<b>6PK1468D1</b> ALT, (AC), ⇨11/2004 <b>6PK1468K1</b> ALT, (-AC) <b>6PK1740</b> ALT, (AC) <b>6PK1740D1</b> ALT, (AC), ⇨11/2004 <b>6PK1740K1</b> ALT, (AC) <b>CT987</b> CA <b>CT987K1</b> CA, 12/2003⇨ <b>CT987K1</b> CA, ⇨04/2000 <b>CT987K2</b> CA, 04/2000⇨, ⇨11/2003 <b>CT987WP1</b> CA, ⇨04/2000 <b>CT987WP1</b> CA, 12/2003⇨ <b>CT987WP2</b> CA, 04/2000⇨, ⇨11/2003 <b>AP9019</b> <b>AP9023</b> <b>AP9038</b> <b>VD1080</b> ⇨12/2002 <b>VD1095</b> 12/2002⇨ <b>MS01</b> FOR ART-NO: VD1080 <b>MS02</b> FOR ART-NO: VD1095
	2.0 JTD 16V	05/99-12/06	RHW (DW10ATED4)	80	1997

**SCUDO (270\_, 272)**

1.6 D Multijet	01/07-	9HU	66	1560	<b>6PK1705</b> ALT, (AC) <b>CT1092</b> CA <b>CT1092K1</b> CA <b>CT1092WP1</b> CA <b>AP9019</b> <b>AP9023</b>
2.0 D Multijet	05/11-	RH02	94	1997	<b>6PK1217</b> ALT <b>CT1140</b> CA <b>AP9019</b>
	01/07-	RHK, RHR, DW10BTED4	88-100	1997	<b>6PK1217</b> ALT, AC <b>6PK1217K1</b> ALT, AC <b>CT1091</b> CA, MTR-CODE: DW10BTED4 FAP <b>CT1091K1</b> CA, MTR-CODE: DW10BTED4 FAP <b>CT1091WP1</b> CA, MTR-CODE: DW10BTED4 FAP <b>AP9019</b> <b>AP9023</b> <b>AP9040</b>

**SEDICI**

1.6 16V	06/06-	M16A	88	1586	<b>4PK805</b> AC <b>5PK836</b> ALT
			79	1586	<b>4PK800</b> AC <b>5PK836</b> ALT
1.6 16V 4x4	06/06-	M16A	79	1586	<b>4PK815</b> AC <b>5PK836</b> ALT
1.9 D Multijet, 1.9 D Multijet 4x4	06/06-	D19AA	88	1910	<b>6PK1390</b> ALT <b>CT1106</b> CA <b>CT1106K1</b> CA <b>AP9017</b>







FIAT						
<b>SEDICI</b>						
2.0 D Multijet 4x4	06/06-	D20AA	99	1956	<b>VD1065</b> <b>MS30</b>	FOR ART-NO: VD1065
					<b>6PK1054</b> <b>6PK1390</b> <b>CT1105</b> <b>CT1105K3</b> <b>CT1105WP2</b> <b>VD1065</b>	ALT, (-AC) ALT, (AC) CA CA CA
<b>SEICENTO (187)</b>						
0.9	01/98-01/10	1170 A1.046	29	899	<b>AVX10X800</b>	ALT, WP
1.1	01/98-01/10	176 B2.000, 187 A1.000	40	1108	<b>4PK545</b> <b>4PK665</b> <b>4PK673</b> <b>4PK790</b> <b>CT1114</b> <b>CT973</b> <b>CT973K1</b> <b>CT973WP1</b> <b>CT973WP2</b> <b>CT997</b> <b>CT997</b> <b>CT997K1</b> <b>CT997K1</b> <b>CT997WP1</b> <b>CT997WP1</b>	ALT, (AC) ALT, (AC), MTR-CODE: 187.A1.000 ALT, (-AC), MTR-CODE: 176.B2.000 AC CA, MTR-CODE: 187 A1.000, MTR-NO 2934170⇒ MTR-CODE: 176 B2.000, CA, ⇒MTR-NO 9042883 MTR-CODE: 176 B2.000, CA, ⇒MTR-NO 9042883 MTR-CODE: 176 B2.000, CA, ⇒MTR-NO 9042882, ⇒03/1999 MTR-CODE: 176 B2.000, CA, ⇒MTR-NO 9042882, 04/1999⇒ MTR-CODE: 187 A1.000, ⇒MTR-NO 2934169, CA MTR-CODE: 176 B2.000, CA, MTR-NO 9042884⇒ MTR-CODE: 187 A1.000, ⇒MTR-NO 2934169, CA MTR-CODE: 176 B2.000, CA, MTR-NO 9042884⇒ MTR-CODE: 187 A1.000, CA, MTR-NO 9042884⇒ MTR-CODE: 176 B2.000, CA, MTR-NO 9042884⇒
<b>SEICENTO Van (287, 187)</b>						
0.9	01/98-01/10	1170 A1.046	29	899	<b>AVX10X800</b>	ALT, ⇒02/2000
<b>SIENA</b>						
1.3 JTD	11/07-	188 A9.000	51	1248	<b>4PK1022 ELAST</b> <b>6PK1180K3</b> <b>6PK1185</b> <b>6PK1310</b> <b>6PK1310K1</b> <b>AP9035</b>	PS, (Albea) ALT, (AC), (Albea) ALT, (AC), (Albea) ALT, (AC), (Albea) ALT, (AC), (Albea)
<b>SIENA (178.)</b>						
1.2	09/98-12/09	178 B5.000	54	1242	<b>3PK915</b> <b>4PK665</b> <b>4PK673</b> <b>4PK698</b> <b>4PK841</b> <b>CT927</b> <b>CT927K1</b> <b>CT927WP1</b> <b>CT999</b> <b>CT999K1</b> <b>CT999WP1</b>	PS ALT, (-AC), 05/2002⇒ ALT, (-AC), ⇒04/2002 ALT, (AC) AC CA, ⇒MTR-NO 9042883 CA, ⇒MTR-NO 9042883 CA, ⇒MTR-NO 9042883 CA, MTR-NO 9042884⇒ CA, MTR-NO 9042884⇒ CA, MTR-NO 9042884⇒
	09/01-12/09	188 A4.000, 178 C4.066	44	1242	<b>3PK905</b> <b>3PK915</b> <b>4PK673</b> <b>4PK685</b> <b>4PK698</b> <b>4PK841</b> <b>5PK1190</b> <b>CT1115</b> <b>CT1115K1</b> <b>CT1115WP1</b> <b>CT999</b> <b>CT999</b> <b>CT999K1</b> <b>CT999K1</b>	PS, MTR-CODE: 188 A4.000 PS, MTR-CODE: 178 C4.066 ALT, (AC), MTR-CODE: 188 A4.000 AC, MTR-CODE: 178 C4.066, 02/2005⇒ ALT, MTR-CODE: 178 C4.066 AC, MTR-CODE: 178 C4.066, ⇒02/2005 ALT, (AC), MTR-CODE: 188 A4.000 CA, MTR-CODE: 178 C4.066, MTR-NO 2919640⇒ CA, MTR-CODE: 178 C4.066, MTR-NO 2919640⇒ CA, MTR-CODE: 178 C4.066, MTR-NO 2919640⇒ CA, MTR-CODE: 188 A4.000 CA, MTR-CODE: 178 C4.066, ⇒MTR-NO 2919639 CA, MTR-CODE: 178 C4.066, ⇒MTR-NO 2919639 CA, MTR-CODE: 188 A4.000



ContiTech



FIAT

**FIAT**

**SIENA (178\_)**

		188 A5.000	59	1242	<b>CT999WP1</b> <b>3PK905</b> <b>4PK673</b> <b>5PK1190</b> <b>CT1049</b> <b>CT1049K1</b> <b>CT1049WP1</b>	CA, MTR-CODE: 188 A4.000 PS ALT, (AC) ALT, (AC) CA CA CA
1.3 JTD	09/03-12/09	188 A9.000	51	1248	<b>6PK1180</b> <b>6PK1180K3</b> <b>6PK1310</b> <b>6PK1310K1</b> <b>AP9035</b>	ALT, (AC) ALT, (AC) ALT, (AC) ALT, (AC)
1.4, 1.4 CAT	04/96-12/09	178 B2.000, 178 B2.016	51	1372	<b>AVX10X690</b> <b>4PK841</b> <b>4PK855</b> <b>5PK955</b> <b>CT605</b>	PS AC, 06/1999⇨ AC, ⇨05/1999 ALT CA
1.6	11/00-12/09	182 B6.000	76	1596	<b>3PK670</b> <b>4PK855</b> <b>5PK940</b> <b>CT879</b> <b>CT879K1</b>	PS AC ALT CA CA
1.6 16V	09/98-12/09	178 B3.000	78	1581	<b>3PK670</b> <b>4PK855</b> <b>5PK940</b> <b>5PK955</b> <b>CT879</b> <b>CT879K1</b>	PS AC ALT, 10/1999⇨ ALT, ⇨10/1999 CA CA, MTR-CODE: 178B3.000 /178D2.011

**STILO (192)**

1.2 16V	02/02-11/06	188 A5.000	59	1242	<b>4PK673</b> <b>5PK1150</b> <b>CT1049</b> <b>CT1049K1</b> <b>CT1049WP1</b>	ALT, (AC) ALT, (AC) CA CA CA
1.4 16V	01/04-11/06	843 A1.000, 192 B2.000	66-70	1368	<b>4PK673</b> <b>5PK1150</b> <b>5PK1150K1</b> <b>CT1049</b> <b>CT1049K1</b> <b>CT1049WP1</b>	ALT, (AC) ALT, (AC) ALT, (AC) CA CA CA
1.6 16V	10/01-08/08	182 B6.000	76	1596	<b>3PK670</b> <b>4PK917 ELAST</b> <b>4PK917 ELAST T1</b> <b>5PK940</b> <b>CT879</b> <b>CT879K1</b>	PS AC LENGTH 917 mm, (4 RIBS), AC ALT, WP CA CA
1.8 16V	10/01-08/08	192 A4.000	98	1747	<b>6PK1270</b> <b>6PK1285</b> <b>CT947</b> <b>CT947K2</b>	ALT, PS, AC, 03/2003⇨ ALT, PS, AC, ⇨02/2003 CA CA
1.9 D Multijet	09/05-11/06	192 A9.000	74	1910	<b>6PK1275</b> <b>6PK815</b> <b>CT1106</b> <b>CT1106K1</b> <b>CT1106WP1</b> <b>CT968</b> <b>CT968K2</b> <b>CT968WP2</b> <b>AP9017</b> <b>AP9054</b> <b>VD1065</b>	ALT, (AC) ALT, (AC) CA, MTR-NO 4114650⇨ CA, MTR-NO 4114650⇨ CA, MTR-NO 4114650⇨ CA, ⇨MTR-NO 4114649 CA, ⇨MTR-NO 4114649 CA, ⇨MTR-NO 4114649 CA, ⇨MTR-NO 4114649 (AC)



FIAT						
<b>STILO (192)</b>						
	09/05-08/08	192 A8.000	88	1910	<b>MS30</b> <b>6PK1256</b> <b>CT968</b> <b>CT968K2</b> <b>CT968WP2</b> <b>AP9017</b> <b>AP9054</b> <b>VD1065</b> <b>MS30</b>	FOR ART-NO: VD1065 ALT CA CA CA (AC) FOR ART-NO: VD1065
1.9 D, 1.9 JTD	09/04-08/08	192 B5.000	66	1910	<b>6PK1256</b> <b>6PK1270</b> <b>6PK800</b> <b>6PK815</b> <b>CT968</b> <b>CT968K2</b> <b>CT968WP2</b> <b>AP9017</b> <b>AP9054</b> <b>VD1065</b> <b>MS30</b>	ALT, (AC), OE-NO 71744462 ALT, (AC), OE-NO 71739512 ALT, (AC), CH-NO 066903⇒ ALT, (AC), ⇒CH-NO 066902 CA CA CA FOR ART-NO: VD1065
1.9 JTD	02/02-11/06	192 A3.000	59	1910	<b>6PK1275</b> <b>6PK815</b> <b>CT968</b> <b>CT968K2</b> <b>CT968WP2</b> <b>AP9017</b> <b>AP9054</b> <b>VD1065</b> <b>MS30</b>	ALT, AC ALT, (AC) CA CA CA (AC) FOR ART-NO: VD1065
	10/01-08/08	192 A1.000, 937 A7.000	85	1910	<b>6PK1256</b> <b>6PK1270</b> <b>6PK815</b> <b>CT968</b> <b>CT968K2</b> <b>CT968WP2</b> <b>AP9017</b> <b>AP9054</b> <b>VD1065</b> <b>MS30</b>	ALT, (AC), 10/2005⇒ ALT, (AC), ⇒10/2005 ALT, (AC) CA CA CA (AC) FOR ART-NO: VD1065
	01/04-11/06	192 A5.000	103	1910	<b>6PK1360</b> <b>CT1076</b> <b>CT1076K1</b> <b>AP9017</b> <b>AP9054</b> <b>VD1065</b> <b>MS30</b>	ALT, AC CA CA FOR ART-NO: VD1065
2.4 20V	10/01-11/06	192 A2.000	125	2446	<b>6PK1145</b> <b>CT877</b> <b>CT877K3</b>	AC CA CA
<b>STRADA Pickup (178E)</b>						
1.3 D Multijet	05/06-	223 A9.000	62	1248	<b>4PK1022 ELAST</b> <b>4PK1022 ELAST T1</b> <b>6PK1180</b> <b>6PK1180K3</b> <b>6PK1310</b> <b>6PK1310K1</b> <b>AP9035</b>	PS PS ALT, (AC) ALT, (AC) ALT, (AC) ALT, (AC)
<b>TEMPRA (159)</b>						
1.4 i.e.	03/92-08/96	836 A4.000, 160 A1.046	51	1372	<b>AVX10X685</b> <b>AVX10X735</b> <b>AVX10X865</b>	PS PS, (AUTOM) ALT

FIAT



ContiTech



FIAT

FIAT

TEMPRA (159)



					AVX13X1050 4PK925 4PK925 4PK938 4PK962 5PK925 5PK962 CT605 CT605K1	AC ALT, (AC), (AUTOM) ALT, (PS), (AC), (AUTOM) ALT, (-PS), (-AC) ALT, (AC) ALT, (PS) ALT, (PS), (AC) CA CA
1.6 i.e.	06/92-08/96	159 A3.048, 835 C1.000	55	1581	AVX10X685 AVX10X735 AVX10X865 AVX13X1050 4PK925 4PK925 4PK962 5PK925 5PK962 CT605 CT605K1	PS PS, (AUTOM) ALT AC ALT, (PS), (AC), (AUTOM) ALT, (AC), (AUTOM) ALT, (AC) ALT, (PS) ALT, (PS), (AC) CA CA
	06/90-07/92	159 A3.046	57	1581	AVX10X685 AVX10X735 AVX10X735 AVX10X865 AVX13X1050 4PK925 4PK925 4PK962 5PK925 5PK962 CT605 CT605K1	PS, 05/1991 ⇨ PS, (AUTOM) PS, ⇨04/1991 ALT AC ALT, (PS), (AUTOM) ALT, (PS), (AC), (AUTOM) ALT, (AC) ALT, (PS) ALT, (PS), (AC) CA CA
2.0 i.e.	10/90-08/96	159 A6.046	83	1995	AVX13X750 AVX13X825 AVX13X850 AVX13X875 4PK1045 4PK1054 5PK1040 5PK1054 CT608 CT608K3 CT833	PS, (AC) PS, ⇨12/1994 AC PS, 01/1995⇨ ALT, (-AC), ⇨07/1991 ALT, (AC), ⇨07/1991 ALT, (-AC), 08/1991⇨ ALT, 08/1991⇨, (AC) CA CA BS
<b>TIPO (160)</b>						
1.1	01/88-10/91	160 A3.000	41	1108	AVX10X675 CT503 CT503K1	ALT CA CA
1.4 i.e.	05/89-04/95	836 A4.000, 160 A1.046, 159 A2.000	51-57	1372	AVX10X690 AVX10X735 AVX10X735 AVX10X850 AVX10X865 AVX13X1050 3PK915 4PK890 4PK915 4PK925 4PK925 4PK962 5PK925	PS, 05/1991⇨ PS, (AUTOM) PS, ⇨04/1991 ALT, ⇨MTR-NO 7131547 ALT, MTR-NO 7131548⇨ AC ALT, ⇨RICAMBI-NO 2125555 ALT, (AC), ⇨MTR-NO 8876503 ALT, RICAMBI-NO 2125556⇨ ALT, (PS), (AUTOM) ALT, (PS), (AC), (AUTOM) ALT, (AC), MTR-NO 8876504⇨ ALT, (PS)





ContiTech



FIAT

FIAT						
TIPO (160)						
1.6	01/88-10/91	160 A2.000	61	1581	5PK962 CT605 CT605K1	ALT, (PS), (AC) CA CA
1.6	01/88-10/91	160 A2.000	61	1581	AVX10X690 AVX10X735 AVX10X735 AVX10X850 AVX10X865 AVX13X1050 3PK915 4PK890 4PK915 4PK925 4PK925 4PK962 5PK925 5PK962 CT605 CT605K1	PS, 05/1991⇨ PS, ⇨04/1991 PS, (AUTOM) ALT, ⇨MTR-NO 7131547 ALT, MTR-NO 7131548⇨ AC ALT, RICAMBI-NO 2125555⇨ ALT, (AC), ⇨MTR-NO 8876503 ALT, RICAMBI-NO 2125556 ALT, (PS), (AC), (AUTOM) ALT, (PS), (AUTOM) ALT, (AC), MTR-NO 8876504⇨ ALT, (PS) ALT, (PS), (AC) CA CA
1.6 i.e.	10/92-04/95	159 A3.048, 835 C1.000	55	1581	AVX10X690 AVX10X690 AVX10X735 AVX10X850 AVX10X865 AVX13X1050 3PK915 4PK890 4PK915 4PK925 4PK925 4PK962 5PK925 5PK962 CT605 CT605K1	PS, 09/1993⇨, (AUTOM) PS PS, ⇨09/1993, (AUTOM) ALT, ⇨MTR-NO 7131547 ALT, MTR-NO 7131548⇨ AC ALT, RICAMBI-NO 2125555⇨ ALT, (AC), ⇨MTR-NO 8876503 ALT, RICAMBI-NO 2125556 ALT, (PS), (AC), (AUTOM) ALT, (PS), (AUTOM) ALT, (AC), MTR-NO 8876504⇨ ALT, (PS) ALT, (PS), (AC) CA CA
ULYSSE (179AX)						
2.0 JTD	08/02-08/06	RHW (DW10ATED4)	80	1997	6PK1740 6PK1740D1 6PK1740K1 CT1063 CT1063K2 CT1063WP1 AP9019 AP9023 AP9038 VD1080 VD1095 MS02	ALT, (AC) ALT, (AC), ⇨11/2004 ALT, (AC) CA CA CA CA ⇨11/2004 12/2004⇨ FOR ART-NO: VD1080, VD1095
2.2 JTD	08/02-08/06	4HW (DW12ATED4)	94	2179	6PK1740 6PK1740D1 6PK1740K4 CT1037 CT1037K2 CT1037WP1 AP9019 AP9023 AP9038 AP9040 VD1080 VD1095 MS02	ALT, (AC) ALT, (AC), ⇨11/2004 ALT, (AC) CA CA CA CA ⇨11/2004, ⇨ORG-NO 10248 11/2004⇨, ORG-NO 10249⇨ FOR ART-NO: VD1080, VD1095



ContiTech



FIAT

**FIAT**

<b>ULYSSE (220)</b>					
↔ 2.0	06/94-08/02	RFU (XU10J2C)	89	1998	<b>6PK1070</b> ALT, (VALEOA11V123), (VALEOA11V149), FOR ALT: 70A <b>6PK1080</b> ALT, (MITSUA002T37691), (MITSUA004T02891), FOR ALT: 80A, FOR ALT: 90A <b>6PK1080K2</b> ALT, (MITSUA002T37691), (MITSUA004T02891), FOR ALT: 80A, FOR ALT: 90A, ⇨07/1998 <b>6PK1605</b> ALT, AC, 01/1997⇨ <b>6PK1660</b> ALT, AC, ⇨01/1997 <b>CT754</b> CA <b>CT754K1</b> CA
2.0 JTD	10/99-08/02	RHZ	80	1997	<b>6PK1468</b> ALT, (AC) <b>6PK1468D1</b> ALT, (AC) <b>6PK1468K1</b> ALT, (AC) <b>6PK1740</b> ALT, (AC), (SANDEN) <b>6PK1740D1</b> ALT, (AC), (SANDEN) <b>6PK1740K1</b> ALT, (AC), (SANDEN) <b>6PK1750</b> ALT, (AC), (DELPHI) <b>6PK1750D2</b> ALT, (AC), (DELPHI) <b>6PK1750K1</b> ALT, (AC), (DELPHI) <b>CT1063</b> CA, MTR-CODE: RHW <b>CT1063K2</b> CA, MTR-CODE: RHW <b>CT1063WP1</b> CA, MTR-CODE: RHW <b>CT987</b> CA, MTR-CODE: RHZ <b>CT987K1</b> CA, MTR-CODE: RHZ, ⇨04/2000 <b>CT987K2</b> CA, MTR-CODE: RHZ, 04/2000⇨ <b>CT987WP1</b> CA, MTR-CODE: RHZ, ⇨04/2000 <b>CT987WP2</b> CA, MTR-CODE: RHZ, 04/2000⇨ <b>AP9019</b> <b>AP9023</b> <b>AP9038</b> <b>VD1080</b> <b>MS01</b> FOR ART-NO: VD1080
2.0 JTD 16V	05/99-08/02	RHW (DW10ATED4)	80	1997	<b>6PK1468</b> ALT, (AC) <b>6PK1468K1</b> ALT, (AC) <b>6PK1740</b> ALT, (AC) <b>6PK1740K1</b> ALT, (AC) <b>CT1063</b> CA <b>CT1063K2</b> CA <b>CT1063WP1</b> CA <b>AP9019</b> <b>AP9023</b> <b>AP9038</b>
2.1 TD	03/96-10/99	P8C	80	2088	<b>6PK1105</b> ALT, (AC) <b>6PK1740</b> ALT, (AC) <b>6PK1740K2</b> ALT, (AC) <b>CT772</b> CA <b>CT772K1</b> CA <b>CT772WP1</b> CA <b>VD1088</b>
<b>UNO (146A/E)</b>					
1.3 Super Diesel	06/83-03/92	146 B1.000, 127 A5.000	33	1302	<b>AVX10X1000</b> ALT, ⇨12/1984 <b>AVX10X1065</b> ALT, 01/1985⇨ <b>CT677</b> CA
45 0.9	03/83-09/92	146 A.000, 146 A1.000	33	903	<b>AVX10X800</b> ALT
45 1.0	06/86-12/93	156 A2.048, 156 A2.100	32	999	<b>AVX10X675</b> ALT <b>3PK690</b> ALT <b>CT503</b> CA, ⇨MTR-NO 9042883 <b>CT503K1</b> CA, ⇨MTR-NO 9042883 <b>CT997</b> CA, MTR-NO 9042884⇨ <b>CT997K1</b> CA, MTR-NO 9042884⇨





ContiTech



## FIAT

UNO (146A/E)  
↔ 45 i.e. 1.0

04/84-10/95 156 A2.246 33 999

- AVX10X675** ALT
- 3PK690** ALT
- 4PK545** ALT, (AC)
- 4PK785** AC
- CT503** CA, ↔MTR-NO 9042883
- CT503K1** CA, ↔MTR-NO 9042883
- CT997** CA, MTR-NO 9042884↔
- CT997K1** CA, MTR-NO 9042884↔

50 1.1 01/90-12/93 156 C.046 37 1108

- AVX10X675** ALT
- 3PK690** ALT
- CT503** CA, ↔MTR-NO 9042883
- CT503K1** CA, ↔MTR-NO 9042883
- CT997** CA, MTR-NO 9042884↔
- CT997K1** CA, MTR-NO 9042884↔

55 1.1 01/83-08/89 138 B.000 40 1116

- AVX10X825** ALT
- CT594** CA, (CAT)
- CT594K2** CA, (CAT), ↔CH-NO 967609, 1821989
- CT647** CA
- CT647K5** CA, CH-NO 967610,1821990↔

60 1.1 05/85-08/89 146 A4.048 43 1116

- AVX10X675** ALT, 01/1989↔
- AVX10X825** ALT, (SELECTA), 01/1989↔
- AVX10X825** ALT, ↔12/1988
- 3PK690** ALT, 01/1989↔
- CT594** CA, (CAT)
- CT594K2** CA, (CAT), ↔CH-NO 967609, 1821989
- CT647** CA
- CT647K5** CA, CH-NO 967610 / 1821990↔

70 1.3 01/83-04/85 138 B2.000 50 1302

- AVX10X825** ALT
- CT594** CA, (CAT)
- CT594K2** CA, (CAT), ↔MTR-NO 5771822
- CT647** CA
- CT647K5** CA, MTR-NO 5771823↔

70 i.e. 1.4 09/89-12/93 160 A1.046 51 1372

- AVX10X865** ALT
- 4PK915** ALT
- 4PK962** ALT, (AC)
- CT605** CA
- CT605K1** CA

## FORD

B-MAX (JK)

1.0 EcoBoost 10/12- SFJA, SFJB, SFJC, 74-92 998

- 6PK1502 EXTRA**

1.4 10/12- SPJD 66 1388

- 6PK1019 ELAST** ALT, (AC)
- 6PK1019 ELAST T2** ALT, (AC)
- 6PK1029 ELAST** ALT, (AC)
- 6PK1029 ELAST T2** ALT, (AC)
- CT881** CA
- CT881K3** CA
- CT881WP2** CA

1.5 TDCi 10/12- UGJC 55 1499

- 6PK800** ALT, (AC)
- 6PK976** ALT, (AC)
- 6PK976K1** ALT, (AC)
- CT1162** CA
- CT1162K1** CA
- CT1162WP1** CA
- VD1096**

1.6 TDCi 10/12- T3JB 70 1560

- 6PK800** ALT, (AC)
- 6PK976** ALT, (AC)
- 6PK976K1** ALT, (AC)
- CT1162** CA
- CT1162K1** CA





ContiTech



FORD

**FORD**

**B-MAX (JK)**

					<b>6PK1019 ELAST</b> <b>6PK1019 ELAST T2</b> <b>6PK1029 ELAST</b> <b>6PK1029 ELAST T2</b> <b>CT881</b> <b>CT881K3</b> <b>CT881WP2</b>	CA	
1.6 Ti	10/12-	IQJA	77	1596		<b>CT1162WP1</b> <b>VD1096</b>	CA

**C-MAX (DM2)**

1.6	02/07-09/10	HWDA, HWDB, SHDA, SHDB, SHDC	74	1596	<b>5PK868 ELAST</b> <b>6PK1059 ELAST</b> <b>6PK1059 ELAST T2</b> <b>CT881</b> <b>CT881K3</b> <b>CT881K5</b> <b>CT881WP2</b>	AC ALT ALT, (AC) CA CA, ⇨08/2009 CA, 08/2009⇨ CA, ⇨08/2009
1.6 TDCi	02/07-09/10	HHDA, HHDB, GPDA, G8DA, G8DB, G8DD	66-80	1560	<b>6PK800</b> <b>6PK800K1</b> <b>6PK976</b> <b>6PK976K1</b> <b>CT1092</b> <b>CT1092K1</b> <b>CT1092WP1</b> <b>AP9029</b>  <b>VD1094</b> <b>MS08</b>	ALT, (AC) ALT, (AC) ALT, (AC) ALT, (AC) CA CA CA CA ALT, (Denso), FOR ALT: 120A, OE-NO 3M5T-10300-PC, 3M5T-10300-PD, FOR ALT: 150A, OE-NO 3M5T-10300-YC, 3M5T-10300-YD FOR ART-NO: VD1094
1.8	02/07-09/10	QQDB, QQDA	92	1798	<b>5PK705 ELAST</b> <b>5PK705 ELAST T1</b> <b>6PK1240 ELAST</b> <b>6PK1306</b>	AC AC ALT, 01/2008⇨ ALT, ⇨12/2007
1.8 TDCi	02/07-09/10	KKDA	85	1753	<b>6PK1360</b> <b>6PK1520</b> <b>CT983</b> <b>CT983K1</b> <b>AP9045</b> <b>AP9046</b>	ALT, (AC) ALT, (AC) CA CA CA OPT
2.0	02/07-09/10	AODA, AODB, SYDA, AODE	107	1999	<b>5PK705 ELAST</b> <b>5PK705 ELAST T1</b> <b>6PK1240 ELAST</b> <b>6PK1306</b>	AC AC ALT, 01/2008⇨ ALT, ⇨12/2007
2.0 TDCi	02/07-09/10	G6DA, G6DB, G6DD, G6DG	100	1997	<b>6PK1217</b> <b>6PK1217K1</b> <b>CT1091</b> <b>CT1091K1</b> <b>CT1091WP1</b> <b>AP9029</b>	ALT ALT CA CA CA ALT, (Denso), FOR ALT: 120A, OE-NO 3M5T-10300-PB, 3M5T-10300-PC, 3M5T-10300-PD, FOR ALT: 150A, OE-NO 3M5T-10300-YB, 3M5T-10300-YC, 3M5T-10300-YD

**C-MAX II (DXA/CB7, DXA/CEU)**

1.0 EcoBoost	10/12-	M1DA, M2DA, SFDA	74-92	998	<b>6PK1502 EXTRA</b>	
1.6 EcoBoost	12/10-	JQDA, JQDB	110	1596	<b>6PK1555</b> <b>CT881</b> <b>CT881K6</b>	ALT CA CA
1.6 TDCi	12/10-	T1DA, T1DB, T3DA, T3DB	70-85	1560	<b>6PK800</b> <b>6PK800K1</b> <b>6PK962</b>	ALT, (AC) ALT, (AC) ALT, (AC)







<b>FORD</b>						
<b>C-MAX II (DXA/CB7, DXA/CEU)</b>						
1.6 Ti	12/10-	PNDA	92	1596	<b>CT1162</b> <b>CT1162K1</b> <b>CT1162WP1</b> <b>VD1096</b>	CA CA CA
					<b>5PK868 ELAST</b> <b>6PK1059 ELAST</b> <b>6PK1059 ELAST T2</b> <b>CT881</b> <b>CT881K3</b> <b>CT881WP2</b>	AC, (-ELECTR PS), HYDRAULIC ALT, (-ELECTR PS), HYDRAULIC ALT, (AC), (-ELECTR PS), HYDRAULIC CA CA CA
2.0 TDCi	02/11-	IQDA, IQDB	77	1596	<b>CT881</b> <b>CT881K5</b>	CA CA
		TYDA, UFDB	85-103	1997	<b>6PK1244</b> <b>CT1140</b> <b>CT1140K1</b>	ALT CA CA
<b>COUGAR (EC.)</b>						
2.0 16V	08/98-12/01	EDBA, EDBB, EDBC, EDBD	96	1988	<b>6PK1973</b> <b>6PK2000</b> <b>6PK2120</b> <b>CT978</b> <b>CT978K1</b> <b>CT978K2</b> <b>CT978WP1</b>	ALT, (PS), (-AC) ALT, (PS), (AC), (AUTOM) ALT, (PS), (AC), (MANL) CA CA, 02/1999⇨ CA, ⇨01/1999 CA, 02/1999⇨
					2.5 V6 24V	08/98-12/01
<b>ECOSPORT</b>						
1.0 EcoBoost	10/13-	M1JC	92	998	<b>6PK1502 EXTRA</b>	
1.5 TDCi	10/13-	UGJE	66	1499	<b>6PK976</b> <b>CT1162</b> <b>CT1162K1</b> <b>CT1162WP1</b> <b>VD1096</b>	CA CA CA
<b>ESCORT '95 Box (AVL)</b>						
1.8 Turbo D	12/95-06/01	RVA	51	1753	<b>4PK654</b> <b>5PK1015</b> <b>5PK1035</b> <b>5PK698</b> <b>CT901(SET)</b> <b>CT901K2</b> <b>CT901K3</b> <b>CT901K4</b> <b>CT901WP2</b>	PS ALT, (AC), (PS) ALT, (AC), (PS) ALT, (AC), (-PS) CA CA, ⇨09/1996 CA, 10/1996⇨ CA, ⇨09/1996, OPT CA, 10/1996⇨
<b>ESCORT CLASSIC (AAL, ABL)</b>						
1.6 16V	10/98-07/00	L1E	66	1597	<b>6PK1555</b> <b>6PK1653</b> <b>6PK1675</b> <b>6PK1920</b> <b>6PK915</b> <b>CT728</b> <b>CT728K1</b>	ALT, AC, (-PS) ALT, PS, (AUTOM) ALT, PS, (MANL) ALT, PS, AC ALT CA CA
<b>ESCORT CLASSIC Turnier (ANL)</b>						
1.6 16V	02/99-07/00	L1E	66	1597	<b>6PK1555</b> <b>6PK1653</b> <b>6PK1675</b> <b>6PK1920</b> <b>6PK915</b> <b>CT728</b> <b>CT728K1</b>	ALT, AC, (-PS) ALT, PS, (AUTOM) ALT, PS, (MANL) ALT, PS, AC ALT CA CA
<b>ESCORT III (GAA)</b>						
1.6	09/80-12/85	LP1, LPA	58	1597	<b>11,9X772Ld</b> <b>11,9X793Ld</b>	ALT, 04/1984⇨, ENGINE: CVH ALT, ⇨05/1983, ENGINE: CVH





ContiTech



**FORD**

**ESCORT III (GAA)**



	<b>11,9X806Ld</b>	ALT, 05/1983⇨, ⇨04/1984, ENGINE: CVH
	<b>AVX10X818</b>	ALT, ⇨08/1983, ENGINE: OHV
	<b>AVX10X825</b>	ALT, 08/1983⇨, ENGINE: OHV
	<b>CT690</b>	CA
	<b>CT690K1</b>	CA, MTR-CODE: HL16 CVH, 06/1983⇨

**ESCORT IV (GAF, AWF, ABFT)**

1.6 XR3i

01/86-08/89 LR2, LRB 77 1597

	<b>11,9X772Ld</b>	ALT
	<b>CT690</b>	CA
	<b>CT690K1</b>	CA, MTR-CODE: HL16 CVH

**ESCORT V (GAL)**

1.3

07/90-09/92 J6A, J4B 44 1299

	<b>AVX10X813</b>	ALT, ENGINE: OHV
	<b>4PK1190</b>	PS, AC
	<b>4PK841</b>	AC
	<b>CT688</b>	CA, ENGINE: CVH

**ESCORT V Estate (GAL, AVL)**

1.8 D

07/90-12/92 RTE, RTF, RTH 44 1753

	<b>3PK648</b>	ALT, ⇨09/1991
	<b>5PK1010</b>	ALT, AC
	<b>5PK1010</b>	ALT, PS
	<b>CT901(SET)</b>	CA
	<b>CT901K1</b>	CA

**ESCORT VI (GAL)**

1.3

09/92-01/95 J6A, J4B 44 1299

	<b>AVX10X800</b>	ALT, (-PS)
	<b>4PK825</b>	ALT, (PS), (-AC)
	<b>4PK860</b>	ALT, (PS), (AC)

1.4

09/92-01/95 F6F, F6G 52 1391

	<b>11,9X758Ld</b>	ALT
	<b>6PK1420</b>	ALT, PS
	<b>6PK1635</b>	ALT, PS, AC
	<b>6PK995</b>	ALT, AC
	<b>CT729</b>	CA
	<b>CT729K1</b>	CA, MTR-CODE: HL14 CVH

01/94-01/95 FUH, F4B 55 1391

	<b>11,9X758Ld</b>	ALT
	<b>6PK1000</b>	ALT, AC
	<b>6PK1420</b>	ALT, PS
	<b>6PK1635</b>	ALT, PS, AC
	<b>CT729</b>	CA
	<b>CT729K1</b>	CA, MTR-CODE: HL14 CVH

1.6 i 16V

09/92-01/95 L1E 66 1597

	<b>6PK1530</b>	ALT, AC, ⇨08/1993
	<b>6PK1555</b>	ALT, AC, 08/1993⇨
	<b>6PK1653</b>	ALT, PS, 06/1993⇨, ⇨07/1994
	<b>6PK1675</b>	ALT, PS, 07/1994⇨
	<b>6PK1815</b>	ALT, PS, ⇨06/1993
	<b>6PK1900</b>	ALT, PS, AC, ⇨01/1993
	<b>6PK1920</b>	ALT, PS, AC, 01/1993⇨
	<b>6PK915</b>	ALT
	<b>CT728</b>	CA
	<b>CT728K1</b>	CA
	<b>CT728WP1</b>	CA

01/94-01/95 L1H 65 1597

	<b>6PK1555</b>	ALT, AC
	<b>6PK1653</b>	ALT, PS, ⇨07/1994
	<b>6PK1675</b>	ALT, PS, 07/1994⇨
	<b>6PK1920</b>	ALT, PS, AC
	<b>6PK915</b>	ALT
	<b>CT728</b>	CA
	<b>CT728K1</b>	CA
	<b>CT728WP1</b>	CA

1.8 D

09/92-01/95 RTH 44 1753

	<b>3PK675</b>	ALT, ⇨07/1993
	<b>4PK654</b>	PS, (AC)
	<b>5PK1015</b>	ALT, PS
	<b>5PK1015</b>	ALT, AC
	<b>5PK698</b>	ALT, 07/1993⇨
	<b>CT901(SET)</b>	CA
	<b>CT901K1</b>	CA



FORD



ContiTech



FORD						
<b>ESCORT VI (GAL)</b>						
↔ 1.8 i 16V	09/92-01/95	RDA	77	1796	<b>6PK1538</b> <b>6PK1555</b> <b>6PK1653</b> <b>6PK1653</b> <b>6PK1675</b> <b>6PK1815</b> <b>6PK1900</b> <b>6PK1920</b> <b>6PK915</b> <b>CT728</b> <b>CT728K1</b> <b>CT728WP1</b>	ALT, AC, ↔08/1993 ALT, AC, 08/1993↔ ALT, PS, 07/1994↔, (AUTOM) ALT, PS, 06/1993↔, ↔07/1994 ALT, PS, 07/1994↔, (MANL) ALT, PS, ↔06/1993 ALT, PS, AC, ↔01/1993 ALT, PS, AC, 01/1993↔ ALT CA CA CA
1.8 TD	02/93-01/95	RFD, RFK	66	1753	<b>4PK654</b> <b>5PK1015</b> <b>5PK698</b> <b>CT901(SET)</b> <b>CT901K1</b>	PS, (AC), 08/1994↔ ALT, (PS) ALT, (-PS), (-AC) CA CA
<b>ESCORT VII (GAL, AAL, ABL, AFL, ANL)</b>						
1.3	01/95-02/99	J6A, J4B	44	1299	<b>11,9X793Ld</b> <b>4PK825</b> <b>4PK860</b>	ALT AC PS
1.4	01/95-10/98	F4B	55	1391	<b>AVX10X763</b> <b>6PK1000</b> <b>6PK1413</b> <b>6PK1420</b> <b>6PK1635</b> <b>CT729</b> <b>CT729K1</b>	ALT ALT, AC ALT, PS, 01/1996↔ ALT, PS, ↔12/1995 ALT, PS, AC CA CA, MTR-CODE: HL14 CVH
	01/95-02/99	FUH, F4B	55	1391	<b>AVX10X763</b> <b>6PK1000</b> <b>6PK1413</b> <b>6PK1653</b> <b>CT729</b> <b>CT729K1</b>	ALT ALT, (-PS), (AC) ALT, (PS), (-AC) ALT, (PS), (AC) CA CA, MTR-CODE: HL14 CVH
1.6 16V, 1.6 16V 4x4	01/95-10/98	L1E	66	1597	<b>6PK1555</b> <b>6PK1653</b> <b>6PK1675</b> <b>6PK1920</b> <b>6PK915</b> <b>CT728</b> <b>CT728K1</b> <b>CT728WP1</b>	ALT, AC, (-PS) ALT, PS, (AUTOM) ALT, PS, (MANL) ALT, PS, AC ALT CA CA, MTR-CODE: ZH16 ZETEC E CA, MTR-CODE: ZH16 ZETEC E
1.6 i 16V	01/95-02/99	L1E, L1H, L1K	65-66	1597	<b>6PK1555</b> <b>6PK1653</b> <b>6PK1675</b> <b>6PK1920</b> <b>6PK915</b> <b>CT728</b> <b>CT728K1</b> <b>CT728WP1</b>	ALT, AC, (-PS) ALT, PS, (AUTOM) ALT, PS, (MANL) ALT, PS, AC ALT CA CA, MTR-CODE: ZH16 ZETEC E CA, MTR-CODE: ZH16 ZETEC E
	01/95-08/95	L1H	65	1597	<b>6PK1555</b> <b>6PK1653</b> <b>6PK1675</b> <b>6PK1920</b> <b>6PK915</b> <b>CT728</b> <b>CT728K1</b> <b>CT728WP1</b>	ALT, AC ALT, PS, (AUTOM) ALT, PS, (MANL) ALT, PS, AC ALT CA CA, MTR-CODE: ZH16 ZETEC E CA, MTR-CODE: ZH16 ZETEC E
1.8 16V	01/95-02/99	RDA, RKC	77-85	1796	<b>6PK1555</b> <b>6PK1653</b> <b>6PK1675</b>	ALT, AC, (-PS) ALT, PS, (AUTOM) ALT, PS, (MANL)





ContiTech



**FORD**

ESCORT VII (GAL, AAL, ABL, AFL, ANL)

					6PK1920 6PK915 CT728 CT728K1 CT728WP1	ALT, PS, AC ALT CA CA, MTR-CODE: ZH18 ZETEC E CA, MTR-CODE: ZH18 ZETEC E
1.8 D	01/95-02/99	RTE, RTF, RTH	44	1753	4PK654 5PK1015 5PK1035 5PK698 CT901(SET) CT901K1 CT901K2 CT901K3 CT901WP1	PS ALT, (-AC), (PS) ALT, (AC), (PS) ALT, (-AC), (-PS) CA CA, ⇨10/1995 CA, 10/1995⇨, ⇨01/1997 CA, 01/1997⇨ CA, 01/1997⇨
1.8 TD	01/95-02/99	RFD, RFK	66	1753	4PK654 5PK1015 5PK1035 5PK1145 5PK710 CT901(SET) CT901K1 CT901K2 CT901K3 CT901WP2	PS ALT, (PS), (-AC), ⇨01/1997 ALT, (PS), (AC) ALT, (PS), (-AC), 02/1997⇨ ALT, (-PS), (-AC) CA CA, ⇨09/1995 CA, 10/1995⇨, ⇨09/1996 CA, 10/1996⇨ CA, 10/1996⇨
1.8 Turbo D	12/95-02/99	RVA	51	1753	4PK654 5PK1015 5PK1035 5PK698 CT901(SET) CT901K2 CT901K3 CT901K4 CT901WP2	PS ALT, (-AC), (PS) ALT, (AC), (PS) ALT, (-AC), (-PS) CA CA, ⇨09/1996 CA, 10/1996⇨ CA, ⇨09/1996, OPT CA, 10/1996⇨, MTR-CODE: D18TI
<b>FIESTA Box (F3L, F5L)</b>						
1.3	09/91-02/96	J6B	44	1299	11,9X793Ld AVX10X800 4PK825 4PK860	ALT, ⇨05/1992 ALT, 06/1992⇨ AC PS
1.8 D	09/91-02/96	RTD, RTG, RTC	44	1753	3PK675 5PK1010 CT901(SET) CT901K1 CT901K2 CT901K4	ALT ALT, PS, AC CA CA, ⇨09/1995 CA, 10/1995⇨ CA, 10/1995⇨, OPT
<b>FIESTA Box (J5_, J3_)</b>						
1.3	02/96-	J4C	44	1299	AVX10X825 6PK1440 6PK1448 6PK1733 6PK1760 6PK1900 6PK1930 6PK862	ALT, (-PS), (-AC), 02/1998⇨ ALT, AC, (-PS) ALT, PS, (-AC), 10/1998⇨ ALT, PS, (-AC), ⇨01/1998 ALT, PS, (-AC), 02/1998⇨, ⇨09/1998 ALT, PS, AC, ⇨01/1998 ALT, PS, AC, 02/1998⇨ ALT, (-PS), (-AC), ⇨01/1998
1.8 D	02/96-04/02	RTK	44	1753	5PK1145 5PK1145 5PK675 5PK890 CT901(SET) CT901K2 CT901K3 CT901WP1	ALT, AC ALT, PS ALT, (PS), (AC) ALT CA CA, ⇨09/1996 CA, 10/1996⇨ CA, 10/1996⇨





<b>FORD</b>						
<b>FIESTA Box (JV.)</b>						
↔ D 1.8	05/98-04/02	RTK, RTJ	44	1753	<b>5PK1145</b> <b>5PK675</b> <b>5PK890</b> <b>CT901(SET)</b> <b>CT901K3</b> <b>CT901WP1</b>	ALT, (AC) PS ALT, (-PS), (-AC) CA CA CA, MTR-CODE: RTK
TD 1.8	03/00-08/03	RTN, RTP, RTQ	55	1753	<b>6PK1613</b> <b>6PK1675</b> <b>6PK1685</b> <b>CT983</b> <b>CT983K1</b> <b>VD1069</b>	ALT, (AC) ALT, (AC), ↔04/2000 ALT, (AC), 04/2000↔ CA CA
<b>FIESTA I (GFBT)</b>						
0.9	05/76-08/83	TLA	33	957	<b>AVX10X813</b> <b>AVX10X818</b>	ALT, ↔06/1981 ALT, 06/1981↔
1.1	05/76-08/83	GLA	39	1117	<b>AVX10X813</b> <b>AVX10X818</b>	ALT, ↔06/1981 ALT, 06/1981↔
<b>FIESTA II (FBD)</b>						
1.0	09/83-02/89	TKB	33	957	<b>11,9X675Ld</b> <b>AVX10X825</b>	ALT, ENGINE: CVH ALT, ENGINE: OHV
1.1	09/83-02/89	GLC, GSF	37	1117	<b>11,9X675Ld</b> <b>AVX10X825</b>	ALT, ENGINE: CVH ALT, ENGINE: OHV
<b>FIESTA III (GFJ)</b>						
1.0	03/89-12/95	TLB	33	1001	<b>AVX10X800</b>	ALT
1.1	03/89-12/95	GUD, GUE	40	1119	<b>11,9X675Ld</b> <b>AVX10X800</b> <b>AVX10X813</b>	ALT, ENGINE: CVH ALT, ↔10/1990, ENGINE: OHV ALT, 10/1990↔, ENGINE: OHV
		G6A	37	1119	<b>AVX10X800</b> <b>AVX10X813</b>	ALT, ↔10/1990 ALT, 10/1990↔
1.3	03/89-12/92	JBC	44	1299	<b>11,9X793Ld</b> <b>AVX10X800</b> <b>AVX10X813</b> <b>4PK825</b> <b>4PK860</b>	ALT, 05/1991↔, ↔05/1992 ALT, 06/1992↔ ALT, ↔04/1991 AC PS
1.3 CAT	05/91-01/97	J6B	44	1299	<b>11,9X793Ld</b> <b>AVX10X800</b> <b>4PK825</b> <b>4PK860</b>	ALT, ↔05/1992 ALT, 06/1992↔ AC PS
1.4	03/89-12/95	FUG, FUJ	54	1391	<b>11,9X690Ld</b> <b>CT690</b> <b>CT690K1</b> <b>CT729</b> <b>CT729K1</b>	ALT CA, ↔04/1992 CA, MTR-CODE: HL14 CVH, ↔04/1992 CA, 04/1992↔ CA, MTR-CODE: HL14 CVH, 05/1992↔
		F6E	52	1391	<b>AVX10X690</b> <b>CT690</b> <b>CT690K1</b> <b>CT729</b> <b>CT729K1</b>	ALT CA, ↔04/1992 CA, MTR-CODE: HL14 CVH, ↔04/1992 CA, 04/1992↔ CA, MTR-CODE: HL14 CVH, 05/1992↔
1.4 CAT	03/89-12/95	F4A	54	1391	<b>6PK915</b> <b>6PK935</b> <b>CT690</b> <b>CT690K1</b> <b>CT729</b> <b>CT729K1</b>	ALT, AC ALT, PS CA, ↔04/1992 CA, MTR-CODE: HL14 CVH, ↔04/1992 CA, 05/1992↔ CA, MTR-CODE: HL14 CVH, 05/1992↔
1.6 XR2i	03/89-03/93	LJD	76	1598	<b>11,9X690Ld</b> <b>CT690</b> <b>CT690K1</b> <b>CT729</b> <b>CT729K1</b>	ALT CA, ↔04/1992 CA, ↔04/1992 CA, 04/1992↔ CA, 04/1992↔
1.8 D	03/89-12/95	RTD, RTG, RTC	44	1753	<b>3PK648</b> <b>3PK675</b>	ALT, ↔10/1990 ALT, 10/1990↔, ↔07/1993





ContiTech



**FORD**

**FIESTA III (GFJ)**



- 4PK654** PS, (AC)
- 5PK1010** ALT, (AC)
- 5PK1010** ALT, (PS)
- 5PK698** ALT, 07/1993⇒
- CT901(SET)** CA
- CT901K1** CA, ⇒10/1995
- CT901K2** CA, 10/1995⇒

**FIESTA IV (JA, JB)**

1.25 i 16V

08/95-01/02

DHA, DHB, DHC,  
DHD, DHE, DHF,  
DHG

55

1242

- 6PK1180** ALT, (-AC), (-PS)
- 6PK1750** ALT, (-AC), ⇒12/1998
- 6PK1767** ALT, (-AC), 01/1999⇒
- 6PK1775** ALT, (AC), (-PS)
- 6PK1930** ALT, (AC), (PS)
- CT881** CA
- CT881K1** CA, ⇒02/1997
- CT881K2** CA, 05/1998⇒
- CT881K4** CA, 03/1997⇒, ⇒04/1998
- CT881WP1** CA, 05/1998⇒

1.3 i

08/95-01/02

JJA, JJC, JJE, JJJ,  
JJK, JJM, JBC, J4C,  
J4J, J4L, J4Q, J4R,  
J4T

37-44

1299

- AVX10X825** ALT, (PS), (-AC), 02/1998⇒
- 6PK1440** ALT, (AC), (-PS)
- 6PK1448** ALT, (PS), (-AC), 10/1998⇒
- 6PK1733** ALT, (PS), (-AC), ⇒01/1998
- 6PK1760** ALT, (PS), (-AC), 02/1998⇒, ⇒09/1998
- 6PK1900** ALT, (PS), (AC), ⇒01/1998
- 6PK1930** ALT, (PS), (AC), 02/1998⇒
- 6PK862** ALT, (PS), (-AC), ⇒01/1998

1.4 i 16V

04/96-01/02

FHA, FHE

66

1388

- 6PK1180** ALT, (-AC), (-PS)
- 6PK1750** ALT, (-AC), ⇒12/1998
- 6PK1767** ALT, (-AC), 01/1999⇒
- 6PK1775** ALT, (AC), (-PS)
- 6PK1930** ALT, (AC), (PS)
- CT881** CA
- CT881K1** CA, ⇒02/1997
- CT881K2** CA, 05/1998⇒
- CT881K4** CA, 03/1997⇒, ⇒04/1998
- CT881WP1** CA, 05/1998⇒

1.6 16V Sport

02/00-01/02

L1T, L1V

76

1596

- 6PK1023 ELAST** ALT, (PS), (-AC), 12/2000⇒
- 6PK1023 ELAST T1** ALT, (PS), (-AC), 12/2000⇒
- 6PK1180** ALT, (-PS), (-AC)
- 6PK1767** ALT, (PS), (-AC), 01/1999⇒, ⇒12/2000
- 6PK1930** ALT, (PS), (AC)
- CT881** CA
- CT881K2** CA
- CT881WP1** CA

1.8 D

08/95-04/00

RTK, RTJ

44

1753

- 5PK1145** ALT, (AC)
- 5PK675** PS
- 5PK890** ALT, (-PS), (-AC)
- CT901(SET)** CA
- CT901K2** CA, ⇒09/1996
- CT901K3** CA, 10/1996⇒
- CT901K4** CA, ⇒09/1996, OPT
- CT901WP1** CA, 10/1996⇒, MTR-CODE: RTK

1.8 DI

04/00-01/02

RTN, RTP, RTQ

55

1753

- 5PK675** PS
- 5PK884** ALT, (-PS), (-AC)
- 6PK1145** ALT, (AC), ⇒10/2000
- 6PK1613** ALT, (AC), 11/2000⇒
- 6PK1685** ALT, (-AC)
- CT983** INJP
- CT983K1** INJP, (AUTOM-TP)
- VD1069**





FORD						
<b>FIESTA V (JH, JD)</b>						
↔ 1.25 16V	03/03-06/08	M7JA, M7JB	51	1242	<b>5PK690 ELAST</b> <b>6PK1019 ELAST</b> <b>6PK1019 ELAST T1</b> <b>6PK1042 ELAST</b> <b>6PK1042 ELAST T1</b> <b>CT881</b> <b>CT881K2</b> <b>CT881K3</b> <b>CT881WP1</b> <b>CT881WP2</b>	PS, (AC) ALT, (AC) ALT, (PS), (AC) ALT, (AC) ALT, (PS), (-AC) CA CA, ⇨04/2005 CA, 05/2005⇨, ⇨08/2009 CA, ⇨04/2005 CA, 05/2005⇨, ⇨08/2009
1.3	11/01-06/08	BAJA, A9JA, A9JB	44-51	1299	<b>6PK1685</b> <b>6PK1705</b> <b>6PK2175</b>	ALT, PS, (-AC), 04/2002⇨ ALT, (-PS), (-AC) ALT, PS, AC, 04/2002⇨
1.4 16V	11/01-06/08	FXJA, FXJB	59	1388	<b>5PK690 ELAST</b> <b>6PK1019 ELAST</b> <b>6PK1019 ELAST T1</b> <b>6PK1042 ELAST</b> <b>6PK1042 ELAST T1</b> <b>CT881</b> <b>CT881K2</b> <b>CT881K3</b> <b>CT881WP1</b> <b>CT881WP2</b>	PS, (AC) ALT, (AC) ALT, (PS), (AC) ALT, (AC) ALT, (PS), (-AC) CA CA, ⇨04/2005 CA, 05/2005⇨, ⇨08/2009 CA, ⇨04/2005 CA, 05/2005⇨, ⇨08/2009
1.4 TDCi	11/01-06/08	F6JA, F6JB	50	1399	<b>6PK1345</b> <b>6PK1345K1</b> <b>6PK1705</b> <b>6PK1705K2</b> <b>CT1063</b> <b>CT1063K1</b> <b>CT1063WP2</b> <b>AP9019</b> <b>AP9038</b> <b>AP9070</b> <b>VD1094</b> <b>MS08</b>	ALT, (AC) ALT, (-AC) ALT, (AC) ALT, (AC) CA CA, MTR-CODE: F6JA CA FOR ART-NO: VD1094
1.6 16V	11/01-06/08	FYJA, FYJB	74	1596	<b>5PK690 ELAST</b> <b>6PK1019 ELAST</b> <b>6PK1019 ELAST T1</b> <b>6PK1042 ELAST</b> <b>6PK1042 ELAST T1</b> <b>CT881</b> <b>CT881K2</b> <b>CT881K3</b> <b>CT881WP1</b> <b>CT881WP2</b>	PS, (AC) ALT, (AC) ALT, (PS), (AC) ALT, (AC) ALT, (PS), (-AC) CA CA, ⇨04/2005 CA, 05/2005⇨, ⇨08/2009 CA, ⇨04/2005 CA, 05/2005⇨, ⇨08/2009
1.6 TDCi	11/04-06/08	HHJA, HHJB	66	1560	<b>6PK800</b> <b>6PK800K1</b> <b>6PK976</b> <b>6PK976K1</b> <b>CT1092</b> <b>CT1092K1</b> <b>CT1092WP1</b> <b>AP9019</b> <b>AP9029</b> <b>VD1094</b> <b>MS08</b>	ALT, (AC) ALT, (-AC) ALT, (AC) ALT, (AC) CA, MTR-CODE: HHJA, HHJB CA CA ALT, (Denso), FOR ALT: 120A, OE-NO 3M5T-10300-PB, 3M5T-10300-PC, 3M5T-10300-PD, FOR ALT: 150A, OE-NO 3M5T-10300-YB, 3M5T-10300-YC, 3M5T-10300-YD FOR ART-NO: VD1094
ST150	03/05-06/08	N4JB	110	1999	<b>6PK2215</b> <b>6PK2225</b>	ALT, 11/2005⇨ ALT, ⇨11/2005

FORD



ContiTech



FORD

**FORD**

<b>FIESTA V Van</b> 1.4 TDCi		10/03-12/10	F6JA, F6JB	50	1399	<b>6PK1345</b> <b>6PK1345K1</b> <b>6PK1705</b> <b>6PK1705K2</b> <b>CT1063</b> <b>CT1063K1</b> <b>CT1063WP2</b> <b>AP9019</b> <b>AP9038</b> <b>AP9070</b> <b>VD1094</b>	ALT, (AC) ALT, (AC) ALT, (AC) ALT, (AC) CA CA CA CA
<b>FIESTA VI</b> 1.0, 1.0 EcoBoost		09/12-	M1JE, P4JA, P4JB, P4JC, P4JD, SFJA, SFJB, SFJC, SFJD, XMJA, XMJB	48-92	998	<b>6PK1502 EXTRA</b>	
1.25		06/08-	STJA, STJB, SNJA, SNJB	44-60	1242	<b>6PK1019 ELAST</b> <b>6PK1019 ELAST</b> <b>6PK1019 ELAST</b> <b>6PK1019 ELAST T2</b> <b>6PK1019 ELAST T2</b> <b>6PK1019 ELAST T2</b> <b>6PK1029 ELAST</b> <b>6PK1029 ELAST T2</b> <b>6PK1033 ELAST</b> <b>6PK1033 ELAST T1</b> <b>CT881</b> <b>CT881K3</b> <b>CT881K5</b> <b>CT881WP2</b>	ALT, (AC), 07/2011⇨ ALT, ⇨09/2010 ALT, (-2.HEATER), 09/2010⇨, ⇨07/2011 ALT, 07/2011⇨, (-AC) ALT, 09/2010⇨, ⇨07/2011, (-2.HEATER) ALT, ⇨09/2010 ALT, (AC), (-2.HEATER), 07/2011⇨ ALT, (AC), (2.HEATER), 07/2011⇨ ALT, (AC), (2.HEATER), 07/2011⇨ ALT, 07/2011⇨, (AC), (2.HEATER) CA CA, ⇨08/2009 CA, 08/2009⇨ CA, ⇨08/2009
1.4 TDCi		07/10-	F6JD, KVJA	51	1399	<b>6PK800</b> <b>6PK800K1</b> <b>6PK976</b> <b>6PK976K1</b> <b>CT1163</b> <b>CT1163K1</b> <b>AP9019</b> <b>VD1094</b>	ALT, (AC) ALT, (AC) ALT, (AC) ALT, (AC) CA CA
		01/09-	F6JB	50	1399	<b>6PK800</b> <b>6PK800K1</b> <b>6PK976</b> <b>6PK976K1</b> <b>CT1063</b> <b>CT1063K1</b> <b>CT1063WP2</b> <b>AP9019</b> <b>VD1094</b>	ALT, (AC) ALT, (AC) ALT, (AC) ALT, (AC) CA CA CA
1.4, 1.4 LPG		06/08-	SPJA, SPJC, RTJA, RTJB	68-71	1388	<b>6PK1019 ELAST</b> <b>6PK1019 ELAST</b> <b>6PK1019 ELAST T2</b> <b>6PK1019 ELAST T2</b> <b>6PK1029 ELAST</b> <b>6PK1029 ELAST T2</b> <b>6PK1033 ELAST</b> <b>6PK1033 ELAST T1</b> <b>CT881</b> <b>CT881K3</b> <b>CT881K5</b> <b>CT881WP2</b>	ALT, ⇨07/2011 ALT, (AC), 07/2011⇨ ALT, ⇨07/2011 ALT, (AC), 07/2011⇨ ALT, (AC), (-2.HEATER), 07/2011⇨ ALT, (AC), (-2.HEATER), 07/2011⇨ ALT, (AC), (2.HEATER), 07/2011⇨ ALT, (AC), (2.HEATER), 07/2011⇨ CA CA, ⇨08/2009 CA, 08/2009⇨ CA, ⇨08/2009
1.5 TDCi		09/12-	UGJC	55	1499	<b>6PK800</b> <b>6PK976</b>	ALT, (AC) ALT, (AC)







ContiTech



**FORD**

**FIESTA VI**



FORD

					<b>6PK976K1</b> <b>CT1162</b> <b>CT1162K1</b> <b>CT1162WP1</b> <b>VD1096</b>	ALT, (AC) CA CA CA
1.6 ST	03/13-	JTJA	134	1596	<b>6PK1555</b> <b>CT881</b> <b>CT881K6</b>	ALT CA CA
1.6 TDCi	06/08-	HHJD, HHJC, HHJE	66	1560	<b>6PK800</b> <b>6PK800K1</b> <b>6PK976</b> <b>6PK976K1</b> <b>CT1092</b> <b>CT1092K1</b> <b>CT1092WP1</b> <b>AP9019</b> <b>VD1094</b> <b>MS08</b>	ALT, (AC) ALT, (AC) ALT, AC ALT, AC CA, MTR-CODE: HHJA, HHJB CA MTR-CODE: HHJA, HHJB, CA FOR ART-NO: VD1094
		HHJF, UBJA	55	1560	<b>6PK800</b> <b>6PK800K1</b> <b>6PK976</b> <b>6PK976K1</b> <b>CT1092</b> <b>CT1092K1</b> <b>CT1092WP1</b> <b>AP9019</b> <b>VD1094</b>	ALT, (AC) ALT, (AC) ALT, (AC) ALT, (AC) CA CA CA
	02/10-	TZJA, TZJB, T3JA	70	1560	<b>6PK800</b> <b>6PK800K1</b> <b>6PK976</b> <b>6PK976K1</b> <b>CT1162</b> <b>CT1162K1</b> <b>CT1162WP1</b> <b>AP9019</b> <b>VD1096</b> <b>MS08</b>	ALT, (AC) ALT, (AC) ALT, (AC) ALT, (AC) CA CA CA FOR ART-NO: VD1096
1.6 Ti	06/08-	HXJA, HXJB	88	1596	<b>6PK1019 ELAST</b> <b>6PK1019 ELAST</b> <b>6PK1019 ELAST T2</b> <b>6PK1019 ELAST T2</b> <b>6PK1029 ELAST</b> <b>6PK1029 ELAST T2</b> <b>6PK1033 ELAST</b> <b>6PK1033 ELAST T1</b> <b>CT881</b> <b>CT881K5</b>	ALT, ⇨07/2011 ALT, (AC), 07/2011⇨ ALT, (AC), 07/2011⇨ ALT, ⇨07/2011 ALT, (AC), (-2.HEATER), 07/2011⇨ ALT, (AC), (-2.HEATER), 07/2011⇨ ALT, (AC), (2.HEATER), 07/2011⇨ ALT, (AC), (2.HEATER), 07/2011⇨ CA CA
		09/12-	IQJA	77	1596	<b>6PK1019 ELAST</b> <b>6PK1019 ELAST T2</b> <b>6PK1029 ELAST</b> <b>6PK1029 ELAST T2</b> <b>6PK1033 ELAST</b> <b>6PK1033 ELAST T1</b> <b>CT881</b> <b>CT881K5</b>
<b>FIESTA VI Van</b> 1.25	01/09-	SNJA, SNJB	60	1242	<b>6PK1019 ELAST</b> <b>6PK1019 ELAST</b> <b>6PK1019 ELAST</b> <b>6PK1019 ELAST T2</b>	ALT, (AC), 07/2011⇨ ALT, (-2.HEATER), 09/2010⇨, ⇨07/2011 ALT, ⇨09/2010 ALT, 07/2011⇨, (AC)





ContiTech



**FORD**

FIESTA VI Van



					6PK1019 ELAST T2 6PK1019 ELAST T2 6PK1029 ELAST 6PK1029 ELAST T2 6PK1033 ELAST 6PK1033 ELAST T1 CT881 CT881K3 CT881K5 CT881WP2	ALT, ⇨09/2010 ALT, 09/2010⇨, ⇨07/2011, (-2.HEATER) ALT, (AC), (-2.HEATER), 07/2011⇨ ALT, 07/2011⇨, (AC), (-2.HEATER) ALT, (AC), (2.HEATER), 07/2011⇨ ALT, 07/2011⇨, (AC), (2.HEATER) CA CA, ⇨08/2009 CA, 08/2009⇨ CA, ⇨08/2009
1.4 TDCI	01/09-	F6JB	50	1399	6PK800 6PK800K1 6PK976 6PK976K1 CT1063 CT1063K1 CT1063WP2 AP9019 VD1094	ALT, (AC) ALT, (AC) ALT, (AC) ALT, (AC) CA CA CA
1.5 TDCI	10/12-	UGJC	55	1499	6PK800 6PK976 6PK976K1 CT1162 CT1162K1 CT1162WP1 VD1096	ALT, (-AC) ALT, (AC) ALT, (AC) CA CA CA
<b>FOCUS (DAW, DBW)</b> 2.0 16V	10/98-11/04	EDDC, EDDB, EDDD, EDDF	96	1988	6PK1973 6PK2000 6PK2120 CT978 CT978K1 CT978K2 CT978WP1	ALT, (PS), (-AC) ALT, (PS), (AC), (AUTOM) ALT, (PS), (AC), (MANL) CA CA, 12/1998⇨ CA, ⇨11/1998 CA, 12/1998⇨
<b>FOCUS (DAW, DBW, DFW, DNW)</b> 1.4 16V	10/98-11/04	FXDA, FXDC, FXDB, FXDD	55	1388	6PK1042 ELAST 6PK1042 ELAST T2 6PK1042 ELAST T3 6PK1733 6PK1733K4 6PK1893 6PK1915 CT881 CT881K2 CT881WP1	ALT, (-AC), 08/2001⇨ ALT, (-AC), 08/2001⇨, ⇨03/2002 ALT, (-AC), 03/2002⇨ ALT, (-AC), ⇨08/2001 ALT, (-AC), ⇨08/2001 ALT, (AC), ⇨02/2002 ALT, (AC), 02/2002⇨, ⇨05/2005 CA CA CA
1.6 16V	10/98-11/04	FYDA, FYDC, FYDB, FYDD, FYDH	74	1596	6PK1042 ELAST 6PK1042 ELAST T2 6PK1042 ELAST T3 6PK1733 6PK1733K4 6PK1893 6PK1915 CT881 CT881K2 CT881WP1	ALT, (-AC), 08/2001⇨ ALT, (-AC), 08/2001⇨, ⇨03/2002 ALT, (-AC), 03/2002⇨ ALT, (-AC), ⇨08/2001 ALT, (-AC), ⇨08/2001 ALT, (AC), ⇨02/2002 ALT, (AC), 02/2002⇨, ⇨05/2005 CA CA CA
1.8 16V	10/98-11/04	EYDC, EYDB, EYDD, EYDE, EYDF, EYDG, EYDI, EYDJ, EYDL	85	1796	6PK1555 6PK1973 6PK2100 CT978 CT978K1 CT978K2	ALT, (PS), (AC) ALT, (PS), (-AC) ALT, (PS), (AC) CA CA, 12/1998⇨ CA, ⇨11/1998





<b>FORD</b>						
<b>FOCUS (DAW, DBW, DFW, DNW)</b>						
↔						<b>CT978WP1</b> CA, 12/1998↔
1.8 DI / TDDi	08/99-11/04	BHDA, BHDB	55	1753		<b>6PK1413</b> ALT, (-AC)
						<b>6PK1715</b> ALT, (AC)
						<b>6PK1715K1</b> ALT, (AC)
						<b>CT983</b> INJP
						<b>CT983K1</b> INJP, (AUTOM-TP), 09/2000↔
						<b>VD1069</b>
1.8 TDCi	03/01-11/04	F9DA, F9DB, FFDA	74-85	1753		<b>6PK1413</b> ALT, PS, (-AC)
						<b>6PK1413D1</b> ALT, PS, (-AC)
						<b>6PK1715</b> ALT, PS, AC
						<b>6PK1715K1</b> ALT, PS, AC
						<b>6PK1720D1</b> ALT, PS, AC
						<b>CT983</b> INJP
						<b>CT983K1</b> INJP, (AUTOM-TP)
						<b>AP9045</b> OPT
						<b>AP9046</b>
						<b>VD1039</b> ↔01/2004
						<b>MS26</b> FOR ART-NO: VD1039
1.8 Turbo DI / TDDi	10/98-11/04	C9DC, C9DA, C9DB	66	1753		<b>6PK1413</b> ALT, (-AC)
						<b>6PK1715</b> ALT, (AC)
						<b>6PK1715K1</b> ALT, (AC)
						<b>CT983</b> INJP
						<b>CT983K1</b> INJP, (AUTOM-TP), 09/2000↔
						<b>VD1069</b>
	08/01-03/05	BHDA, BHDB	55	1753		<b>6PK1420</b>
						<b>6PK1715</b> ALT, (AC)
						<b>6PK1715K1</b> ALT, (AC)
						<b>CT983</b> CA
						<b>CT983K1</b> CA
						<b>VD1069</b>
ST170	03/02-11/04	ALDA	127	1988		<b>6PK2115</b> ALT, WP, PS, AC
						<b>CT978</b> CA
<b>FOCUS (DNW)</b>						
2.0 16V	02/99-11/04	EDDC, EDDB, EDDD, EDDF	96	1988		<b>6PK1973</b> ALT, (PS), (-AC)
						<b>6PK2100</b> ALT, (PS), (AC)
						<b>CT978</b> CA
						<b>CT978K1</b> CA
						<b>CT978WP1</b> CA
<b>FOCUS C-MAX</b>						
1.6 TDCi	10/03-03/07	HHDA, HHDB, G8DA, G8DB	66-80	1560		<b>6PK800</b> ALT, (-AC)
						<b>6PK800K1</b> ALT, (AC)
						<b>6PK976</b> ALT, (AC)
						<b>6PK976K1</b> ALT, (AC)
						<b>CT1092</b> CA
						<b>CT1092K1</b> CA
						<b>CT1092WP1</b> CA
						<b>AP9029</b> ALT, (Denso), FOR ALT: 120A, OE-NO 3M5T-10300-PB, 3M5T-10300-PC, 3M5T-10300-PD, FOR ALT: 150A, OE-NO 3M5T-10300-YB, 3M5T-10300-YC, 3M5T-10300-YD
						<b>VD1094</b>
						<b>MS08</b> FOR ART-NO: VD1094
1.6, 1.6 Ti	10/03-03/07	HWDA, HWDB, HXDA, SIDA	74-85	1596		<b>5PK868 ELAST</b> AC
						<b>6PK1059 ELAST</b> ALT
						<b>6PK1059 ELAST T2</b> ALT, (AC)
						<b>CT881</b> CA
						<b>CT881K2</b> CA, ↔04/2005
						<b>CT881K3</b> CA, 05/2005↔
						<b>CT881WP1</b> CA, ↔04/2005
						<b>CT881WP2</b> CA, 05/2005↔
1.8	10/03-03/07	CSDA, CSDB	88	1798		<b>5PK705 ELAST</b> AC, 12/2003↔



ContiTech



FORD

**FORD**

**FOCUS C-MAX**



1.8 TDCi	01/05-03/07	KKDA	85	1753	<b>5PK705 ELAST T1</b> <b>5PK711 ELAST</b> <b>5PK711 ELAST T1</b> <b>6PK1306</b>	AC, 12/2003⇨ AC, ⇨12/2003 AC, ⇨12/2003 ALT, ⇨12/2007
1.8 TDCi	01/05-03/07	KKDA	85	1753	<b>6PK1306</b> <b>6PK1520</b> <b>CT983</b> <b>CT983K1</b> <b>AP9045</b> <b>AP9046</b>	ALT, (AC) ALT, (AC) CA CA OPT
1.8, 1.8 Flexifuel	04/04-03/07	QQDB, QQDA, Q7DA	92	1798	<b>5PK705 ELAST</b> <b>5PK705 ELAST T1</b> <b>6PK1306</b>	AC AC ALT, ⇨12/2007
2.0	03/04-03/07	AODA, AODB, SYDA	107	1999	<b>5PK705 ELAST</b> <b>5PK705 ELAST T1</b> <b>6PK1306</b>	AC AC ALT, ⇨12/2007
2.0 TDCi	10/03-03/07	G6DA, G6DB, G6DD, G6DG	100	1997	<b>6PK1217</b> <b>6PK1217K1</b> <b>CT1091</b> <b>CT1091K1</b> <b>CT1091WP1</b> <b>AP9029</b>	ALT ALT CA CA CA ALT, (Denso), FOR ALT: 120A, OE-NO 3M5T-10300-PB, 3M5T-10300-PC, 3M5T-10300-PD, FOR ALT: 150A, OE-NO 3M5T-10300-YB, 3M5T-10300-YC, 3M5T-10300-YD

**FOCUS II (DA\_)**

1.4	11/04-09/12	ASDA, ASDB	59	1388	<b>5PK868 ELAST</b> <b>6PK1059 ELAST</b> <b>6PK1059 ELAST T2</b> <b>CT881</b> <b>CT881K2</b> <b>CT881K3</b> <b>CT881K5</b> <b>CT881WP1</b> <b>CT881WP2</b>	AC ALT ALT, (AC) CA CA, ⇨04/2005 CA, 05/2005⇨, ⇨08/2009 CA, 08/2009⇨ CA, ⇨04/2005 CA, 05/2005⇨, ⇨08/2009
1.6	10/06-07/11	HWDA, HWDB, SHDA, SHDB, SHDC	74	1596	<b>5PK868 ELAST</b> <b>6PK1059 ELAST</b> <b>CT881</b> <b>CT881K3</b> <b>CT881K5</b> <b>CT881WP2</b>	AC ALT CA CA, ⇨08/2009 CA, 08/2009⇨ CA, ⇨08/2009
1.6 TDCi	11/04-09/12	G8DC, MTDA	74	1560	<b>6PK800</b> <b>6PK800K1</b> <b>6PK976</b> <b>6PK976K1</b> <b>CT1092</b> <b>CT1092K1</b> <b>CT1092WP1</b> <b>AP9029</b> <b>VD1094</b> <b>VD1096</b> <b>MS08</b>	ALT, (AC) ALT, (AC) ALT, (AC) ALT, (AC) CA CA CA CA ALT, (Denso), FOR ALT: 120A, OE-NO 3M5T-10300-PD, FOR ALT: 150A, OE-NO 3M5T-10300-YD ⇨12/2009 12/2009⇨ FOR ART-NO: VD1094, VD1096
1.6 TDCi	11/04-09/12	G8DA, G8DB, G8DD, G8DE, G8DF	80	1560	<b>6PK800</b> <b>6PK800K1</b> <b>6PK976</b> <b>6PK976K1</b> <b>CT1092</b> <b>CT1092K1</b> <b>CT1092WP1</b> <b>AP9029</b>	ALT, (AC) ALT, (AC) ALT, AC ALT, AC CA, MTR-CODE: HHJA, HHJB CA CA CA ALT, (Denso), FOR ALT: 120A, OE-NO 3M5T-10300-





FORD						
FOCUS II (DA.)						
					<b>VD1094</b> <b>MS08</b>	PC, 3M5T-10300-PD, FOR ALT: 150A, OE-NO 3M5T-10300-YC, 3M5T-10300-YD
		HHDA, HHDB, GPDA, GPDC	66	1560	<b>6PK800</b> <b>6PK800K1</b> <b>6PK976</b> <b>6PK976K1</b> <b>CT1092</b> <b>CT1092K1</b> <b>CT1092WP1</b> <b>AP9029</b>	FOR ART-NO: VD1094 ALT, (-AC) ALT, (-AC) ALT, (AC) ALT, (AC) CA CA CA CA
	01/05-09/12	G8DA, G8DB, G8DD, G8DE, G8DF, HHDA, HHDB, GPDA, GPDC, GPDB	66-80	1560	<b>VD1094</b> <b>MS08</b> <b>6PK800</b> <b>6PK800K1</b> <b>6PK976</b> <b>6PK976K1</b> <b>CT1092</b> <b>CT1092K1</b> <b>CT1092WP1</b> <b>AP9029</b>	FOR ART-NO: VD1094 ALT, (-AC) ALT, (-AC) ALT, (AC) ALT, (AC) CA CA CA CA
1.6 Ti	11/04-09/12	HXDA, HXDB	85	1596	<b>5PK868 ELAST</b> <b>6PK1059 ELAST</b> <b>6PK1059 ELAST T2</b> <b>CT881</b> <b>CT881K2</b> <b>CT881K3</b> <b>CT881WP1</b> <b>CT881WP2</b>	AC ALT ALT, (AC) CA CA, ⇨04/2005 CA, 05/2005⇨, ⇨08/2009 CA, ⇨04/2005 CA, 05/2005⇨, ⇨08/2009
1.6, 1.6 Ti	11/04-09/12	HWDA, HWDB, SHDA, SHDB, SHDC, HXDA, HXDB, SIDA	74-85	1596	<b>5PK868 ELAST</b> <b>6PK1059 ELAST</b> <b>6PK1059 ELAST T2</b> <b>CT881</b> <b>CT881K2</b> <b>CT881K3</b> <b>CT881K5</b> <b>CT881WP1</b> <b>CT881WP2</b>	AC ALT ALT, (AC) CA CA, ⇨04/2005 CA, 05/2005⇨, ⇨08/2009 CA, 08/2009⇨ CA, ⇨04/2005 CA, 05/2005⇨, ⇨08/2009
	04/05-09/12	HWDA, HWDB, SHDA, SHDB, SHDC, HXDA, HXDB	74-85	1596	<b>5PK868 ELAST</b> <b>6PK1059 ELAST</b> <b>6PK1059 ELAST T2</b> <b>CT881</b> <b>CT881K2</b> <b>CT881K3</b> <b>CT881WP2</b>	AC ALT ALT, (AC) CA CA, ⇨04/2005 CA, 05/2005⇨, ⇨08/2009 CA, 05/2005⇨, ⇨08/2009
1.8 TDCi	11/04-09/12	KKDA, KKDB	85	1753	<b>6PK1360</b> <b>6PK1520</b> <b>CT983</b> <b>CT983K1</b> <b>AP9045</b> <b>AP9046</b>	ALT, (-AC) ALT, (AC) CA CA CA OPT
1.8, 1.8 Flexifuel	01/06-09/12	QQDB, Q7DA	92	1798	<b>5PK705 ELAST</b> <b>5PK705 ELAST T1</b>	AC AC

FORD



ContiTech



FORD

**FORD**

**FOCUS II (DA)**

						<b>6PK1240 ELAST</b>	ALT, 01/2008⇒
						<b>6PK1306</b>	ALT, ⇒12/2007
2.0	11/04-09/12	AODA, AODB	107	1999		<b>5PK705 ELAST</b>	AC
						<b>5PK705 ELAST T1</b>	AC
						<b>6PK1240 ELAST</b>	ALT, 01/2008⇒
						<b>6PK1306</b>	ALT, ⇒12/2007
2.0 LPG	06/08-07/11	SYDA	107	1999		<b>5PK705 ELAST</b>	AC
						<b>5PK705 ELAST T1</b>	AC
						<b>6PK1240 ELAST</b>	ALT, 01/2008⇒
2.0 TDCi	11/04-09/12	G6DA, G6DB, G6DD	100	1997		<b>6PK1217</b>	ALT
						<b>6PK1217K1</b>	ALT
						<b>CT1091</b>	CA
						<b>CT1091K1</b>	CA
						<b>CT1091WP1</b>	CA
						<b>AP9029</b>	ALT, (Denso), FOR ALT: 120A, OE-NO 3M5T-10300-PB, 3M5T-10300-PC, 3M5T-10300-PD, FOR ALT: 150A, OE-NO 3M5T-10300-YB, 3M5T-10300-YC, 3M5T-10300-YD
2.5 RS	01/09-07/11	JZDA	224	2521		<b>5PK890</b>	ALT
						<b>CT979</b>	CA
						<b>CT979K2</b>	CA
						<b>CT979WP2</b>	CA
2.5 ST	10/05-09/12	HYDA	166	2522		<b>5PK847</b>	AC, ⇒11/2007
						<b>5PK890</b>	ALT, ⇒11/2007
						<b>CT979</b>	CA
						<b>CT979K2</b>	CA
						<b>CT979WP2</b>	CA

**FOCUS III**

1.0 EcoBoost	02/12-	M1DA, M2DA	74-92	998		<b>6PK1502 EXTRA</b>	
1.5 EcoBoost	09/14-	M8DA, M8DB, M9DA, M9DB	110-134	1498		<b>CT881</b>	CA
						<b>CT881K6</b>	CA
1.6 EcoBoost, 1.6 Flexifuel	04/11-	JQDA, JQDB, YUDA	110	1596		<b>6PK1555</b>	ALT
						<b>CT881</b>	CA
						<b>CT881K6</b>	CA
1.6 TDCi, 1.6 TDCi ECOnetic	04/11-	T1DA, T1DB, T3DA, T3DB, NGDA, NGDB	70-85	1560		<b>6PK800</b>	ALT, (AC)
						<b>6PK800K1</b>	ALT, (AC)
						<b>6PK962</b>	ALT, (AC)
						<b>CT1162</b>	CA
						<b>CT1162K1</b>	CA
						<b>CT1162WP1</b>	CA
						<b>VD1096</b>	
1.6 Ti	04/11-	IQDB, PNDA	77-92	1596		<b>5PK868 ELAST</b>	AC, (-ELECTR PS), HYDRAULIC
						<b>6PK1059 ELAST</b>	ALT, (-ELECTR PS), HYDRAULIC
						<b>6PK1059 ELAST T2</b>	ALT, (AC), (-ELECTR PS), HYDRAULIC
						<b>CT881</b>	CA
						<b>CT881K3</b>	CA
						<b>CT881WP2</b>	CA
	05/11-	IQDB	77	1596		<b>5PK868 ELAST</b>	AC, (-ELECTR PS), HYDRAULIC
						<b>6PK1059 ELAST</b>	ALT, (-ELECTR PS), HYDRAULIC
						<b>6PK1059 ELAST T2</b>	ALT, (-ELECTR PS), HYDRAULIC
						<b>CT881</b>	CA
						<b>CT881K3</b>	CA
						<b>CT881WP2</b>	CA
		PNDA	92	1596		<b>5PK868 ELAST</b>	AC, (-ELECTR PS), HYDRAULIC
						<b>6PK1059 ELAST</b>	ALT, (-ELECTR PS), HYDRAULIC
						<b>6PK1059 ELAST T2</b>	ALT, (AC), (-ELECTR PS), HYDRAULIC
						<b>CT881</b>	CA
						<b>CT881K3</b>	CA
						<b>CT881WP2</b>	CA
2.0 ST	07/12-	R9DA	184	1999		<b>4PK1360</b>	ALT
2.0 TDCi	05/11-	UFDB	103	1997		<b>6PK1244</b>	ALT





FORD						
<b>FOCUS III</b>						
					<b>CT1140</b> <b>CT1140K1</b>	CA CA
<b>FUSION (JU.)</b>						
1.25	08/04-12/12	FUJA, FUJB	55	1242	<b>5PK690 ELAST</b> <b>6PK1019 ELAST</b> <b>6PK1019 ELAST T1</b> <b>6PK1042 ELAST</b> <b>6PK1042 ELAST T1</b> <b>CT881</b> <b>CT881K2</b> <b>CT881K3</b> <b>CT881K5</b> <b>CT881WP1</b> <b>CT881WP2</b>	PS, (AC) ALT, (AC) ALT, (PS), (AC) ALT, (AC) ALT, (PS), (AC) CA CA, ⇨04/2005 CA, 05/2005⇨, ⇨08/2009 CA, 08/2009⇨ CA, ⇨04/2005 CA, 05/2005⇨, ⇨08/2009
1.4	08/02-12/12	FXJA, FXJB, FXJC	59	1388	<b>5PK690 ELAST</b> <b>6PK1019 ELAST</b> <b>6PK1019 ELAST T1</b> <b>6PK1042 ELAST</b> <b>6PK1042 ELAST T1</b> <b>CT881</b> <b>CT881K2</b> <b>CT881K3</b> <b>CT881K5</b> <b>CT881WP1</b> <b>CT881WP2</b>	PS, (AC) ALT, (AC) ALT, (PS), (AC) ALT, (AC) ALT, (PS), (AC) CA CA, ⇨04/2005 CA, 05/2005⇨, ⇨08/2009 CA, 08/2009⇨ CA, ⇨04/2005 CA, 05/2005⇨, ⇨08/2009
1.4 TDCi	08/02-07/05	F6JA, F6JB	50	1399	<b>6PK1345</b> <b>6PK1345K1</b> <b>6PK1705</b> <b>6PK1705K2</b> <b>CT1063</b> <b>CT1063K1</b> <b>CT1063WP2</b> <b>AP9038</b> <b>AP9070</b> <b>VD1094</b> <b>MS08</b>	ALT, (AC) ALT, (AC) ALT, (AC) ALT, (AC) CA CA, MTR-CODE: F6JA CA FOR ART-NO: VD1094
1.6	08/02-11/08	FYJA, FYJB, FYJC	74	1596	<b>5PK690 ELAST</b> <b>6PK1019 ELAST</b> <b>6PK1019 ELAST T1</b> <b>6PK1042 ELAST</b> <b>6PK1042 ELAST T1</b> <b>CT881</b> <b>CT881K2</b> <b>CT881K3</b> <b>CT881WP1</b> <b>CT881WP2</b>	PS, (AC) ALT, (AC) ALT, (PS), (AC) ALT, (AC) ALT, (PS), (AC) CA CA, ⇨04/2005 CA, 05/2005⇨, ⇨08/2009 CA, ⇨04/2005 CA, 05/2005⇨, ⇨08/2009
1.6 TDCi	11/04-12/12	HHJA, HHJB	66	1560	<b>6PK800</b> <b>6PK800K1</b> <b>6PK976</b> <b>6PK976K1</b> <b>CT1092</b> <b>CT1092K1</b> <b>CT1092WP1</b> <b>AP9029</b> <b>VD1094</b> <b>MS08</b>	ALT, (AC) ALT, (AC) ALT, AC ALT, AC CA, MTR-CODE: HHJA, HHJB CA CA ALT, (Denso), FOR ALT: 120A, OE-NO 3M5T-10300-PC, 3M5T-10300-PD, FOR ALT: 150A, OE-NO 3M5T-10300-YC, 3M5T-10300-YD FOR ART-NO: VD1094
<b>GALAXY</b>						
1.5 EcoBoost	01/15-	UNCI, UNCJ	118	1499	<b>CT881</b> <b>CT881K6</b>	CA CA





ContiTech



FORD

**FORD**

**GALAXY (WA6)**

↔ 1.6 TDCi	02/11-06/15	T1WA, T1WB	85	1560	<b>6PK800</b> <b>6PK962</b> <b>CT1162</b> <b>CT1162K1</b> <b>CT1162WP1</b> <b>VD1096</b>	ALT, (AC) ALT, (AC) CA CA CA
1.8 TDCi	05/06-06/15	QYWA	92	1753	<b>6PK1685</b> <b>CT983</b> <b>CT983K1</b> <b>AP9045</b> <b>AP9046</b> <b>VD1039</b> <b>MS26</b>	ALT CA CA OPT  FOR ART-NO: VD1039
2.0	05/06-06/15	AOWA, AOWB	107	1999	<b>6PK2196</b>	ALT, PS, AC
2.0 TDCi	05/06-06/15	AZWA, TYWA, KLWA	85-96	1997	<b>6PK1205</b> <b>CT1091</b> <b>CT1091K1</b> <b>CT1091WP1</b> <b>AP9023</b>	ALT CA CA CA
		QXWA, QXWB, QXWC, UFWA, UKWA, AZWC	100-103	1997	<b>6PK1205</b> <b>6PK1244</b> <b>CT1091</b> <b>CT1091K1</b> <b>CT1091WP1</b> <b>CT1140</b> <b>CT1140K1</b> <b>AP9023</b>	ALT, ⇨03/2010 ALT, 03/2010⇨ CA, ⇨03/2010 CA, ⇨03/2010 CA, ⇨03/2010 CA, 03/2010⇨ CA, 03/2010⇨
	03/10-06/15	TXWA	120	1997	<b>6PK1244</b> <b>CT1140</b> <b>CT1140K1</b>	ALT CA CA

**GALAXY (WGR)**

1.9 TDI	04/00-05/06	AUY	85	1896	<b>6DPK1195</b> <b>6DPK1195D2</b> <b>6DPK1195K2</b> <b>6PK1120</b> <b>CT1028</b> <b>CT1028K2</b> <b>CT1028K3</b> <b>CT1028K4</b> <b>CT1028WP2</b> <b>CT1028WP4</b> <b>CT1028WP7</b> <b>AP9001</b> <b>VD1076</b> <b>VD1089</b> <b>MS17</b> <b>MS37</b>	ALT, (AC) ALT, (AC), 08/2003⇨, ⇨08/2006 ALT, (AC), ⇨11/2005 ALT, (AC) CA, WP CA, WP, ⇨03/2002 CA, WP, 04/2002⇨ CA, WP, ⇨03/2002 CA, WP, 04/2002⇨, ⇨05/2002 CA, WP, 05/2002⇨ CA, WP, ⇨03/2002  08/2003⇨ ⇨08/2003 FOR ART-NO: VD1089 FOR ART-NO: VD1076
	02/03-05/06	ASZ	96	1896	<b>6DPK1195</b> <b>6DPK1195D2</b> <b>6DPK1195K2</b> <b>6PK1120</b> <b>CT1028</b> <b>CT1028K3</b> <b>CT1028WP3</b> <b>AP9001</b> <b>VD1076</b> <b>MS17</b> <b>MS18</b>	ALT, (AC) ALT, (AC), 08/2003⇨, ⇨08/2006 ALT, (AC), ⇨11/2005 ALT, (AC) CA, WP CA, WP CA, WP  MTR-CODE: ASZ, 09/2003⇨ FOR ART-NO: VD1091 FOR ART-NO: VD1076
	03/95-05/06	AHU, 1Z, ANU	66	1896	<b>11,5X730Ld</b> <b>11,5X790Ld</b> <b>6DPK1195</b>	PS, (AC), MTR-CODE: 1Z, AHU PS, WP, (AC), MTR-CODE: 1Z, AHU ALT, PS, (AC), MTR-CODE: ANU







ContiTech



FORD

**FORD**

GALAXY (WGR)



					<b>6DPK1195D1</b> ALT, PS, (AC), MTR-CODE: ANU, CH-NO 7M-4-015 001 → <b>6DPK1195K2</b> ALT, PS, (AC), MTR-CODE: ANU, 09/1999 →, →11/2005 <b>6PK1045</b> ALT, (AC), (TENS DAMPER), MTR-CODE: 1Z, AHU, →CH-NO 7M-Y-020 000 <b>6PK1054</b> ALT, (AC), (TENS DAMPER), MTR-CODE: 1Z, AHU, CH-NO 7M-Y-020 001 → <b>6PK1120</b> ALT, PS, (-AC), MTR-CODE: ANU <b>6PK1145</b> ALT, (AC), MTR-CODE: 1Z, AHU, →09/1999 <b>6PK1145K1</b> ALT, (AC), MTR-CODE: 1Z, AHU, →09/1999 <b>6PK1153</b> ALT, (AC), MTR-CODE: 1Z, AHU, 09/1999 → <b>6PK923</b> ALT, (AC), (TENS DAMPER), MTR-CODE: 1Z, AHU <b>CT1028</b> CA, WP, MTR-CODE: ANU <b>CT1028K1</b> CA, WP, MTR-CODE: ANU, →MTR-NO 005 000 <b>CT1028K2</b> CA, WP, MTR-CODE: ANU, MTR-NO 005 001 →, →MODEL '02 <b>CT1028K3</b> CA, WP, MTR-CODE: ANU, MODEL '03 → <b>CT1028K4</b> CA, WP, MTR-CODE: ANU, MTR-NO 005 001 →, →MODEL '02 <b>CT1028K5</b> CA, WP, MTR-CODE: ANU, →MTR-NO 005 000 <b>CT1028WP4</b> CA, WP, MTR-CODE: ANU, MODEL '03 → <b>CT1028WP6</b> CA, WP, MTR-CODE: ANU, →MTR-NO 005 000 <b>CT1028WP7</b> CA, WP, MTR-CODE: ANU, MTR-NO 005 001 →, →MODEL '02 <b>CT945</b> CA, MTR-CODE: 1Z, AHU <b>CT945K1</b> CA, MTR-CODE: 1Z, AHU <b>AP9001</b> <b>VD1076</b> 09/2003 → <b>VD1084</b> →03/2000 <b>VD1091</b> 04/2000 →, →08/2003 <b>MS13</b> FOR ART-NO: VD1084 <b>MS17</b> FOR ART-NO: VD1091 <b>MS18</b> FOR ART-NO: VD1076
	08/97-04/00	AFN, AVG	81	1896	<b>11,5X730Ld</b> PS, (-AC) <b>11,5X790Ld</b> PS, WP, (AC) <b>6PK1045</b> ALT, (-AC), FOR ALT: 120A, 09/1999 →, →04/2000 <b>6PK1054</b> ALT, (-AC), FOR ALT: 120A, 09/1999 →, →03/2000 <b>6PK1145</b> ALT, (AC), →09/1999 <b>6PK1145K1</b> ALT, (AC), →09/1999 <b>6PK1153</b> ALT, (AC), 09/1999 → <b>6PK923</b> ALT, (AC), FOR ALT: 90A, 11/1994 →, →03/2000 <b>CT945</b> CA <b>CT945K1</b> CA <b>AP9001</b> <b>AP9004</b> <b>VD1084</b> <b>MS13</b> FOR ART-NO: VD1084
2.0 i	11/95-05/06	NSE, ZVSA	85	1998	<b>6PK1420</b> ALT <b>6PK1570</b> ALT, (AC)
2.3 16V	09/01-05/06	E5SB	103	2295	<b>6PK1570</b> ALT, PS, AC
	01/97-05/06	Y5B, E5SA	107	2295	<b>6PK1420</b> ALT, PS <b>6PK1570</b> ALT, PS, AC
<b>GRAND C-MAX (DXA/CB7, DXA/CEU)</b>					
1.0 EcoBoost	10/12-	M1DA, M2DA, SFDA	74-92	998	<b>6PK1502 EXTRA</b>
1.6 EcoBoost	12/10-	JQDA, JQDB	110	1596	<b>6PK1555</b> ALT
					<b>CT881</b> CA <b>CT881K6</b> CA
1.6 TDCi	12/10-	T1DA, T1DB, T3DA, T3DB	70-85	1560	<b>6PK800</b> ALT, (-AC) <b>6PK800K1</b> ALT, (-AC)





ContiTech



FORD

**FORD**

**GRAND C-MAX (DXA/CB7, DXA/CEU)**






























































					<b>6PK962</b> <b>CT1162</b> <b>CT1162K1</b> <b>CT1162WP1</b> <b>VD1096</b>	ALT, (AC) CA CA CA
1.6 Ti	12/10-	PNDA	92	1596	<b>5PK868 ELAST</b> <b>6PK1059 ELAST</b> <b>6PK1059 ELAST T2</b> <b>CT881</b> <b>CT881K3</b> <b>CT881WP2</b>	AC, (-ELECTR PS), HYDRAULIC ALT, (-ELECTR PS), HYDRAULIC ALT, (AC), (-ELECTR PS), HYDRAULIC CA CA CA
2.0 TDCi	02/11-	UFDB	103	1997	<b>6PK1244</b> <b>CT1140</b> <b>CT1140K1</b>	ALT CA CA

KA (RB.) 1.3 i	06/98-11/08	JJD, JJF, JJG, JJH, JJL	36	1299	<b>AVX10X825</b> <b>6PK1448</b> <b>6PK1760</b> <b>6PK1930</b>	ALT, (PS), (-AC), ⇨10/2002 ALT, WP, PS, (-AC), 10/1998⇨, ⇨10/2002, OE-NO 1085038, (MECH-TP) ALT, WP, PS, (-AC), ⇨10/2002, OE-NO 1036917, (AUTOM-TP) ALT, WP, PS, AC, ⇨10/2002
	08/02-11/08	A9A, A9B	51	1299	<b>6PK1705</b> <b>6PK2196</b>	ALT, PS, (-AC) ALT, PS, AC
	09/96-10/02	JJB	37	1299	<b>AVX10X825</b> <b>6PK1448</b> <b>6PK1760</b> <b>6PK1930</b> <b>6PK862</b>	ALT, (PS), (-AC), 02/1998⇨, ⇨10/2002 ALT, (PS), (-AC), 10/1998⇨, ⇨10/2002, OE-NO 1085038, (MECH-TP) ALT, (PS), (-AC), 10/1996⇨, ⇨10/2002, OE-NO 1036917, (AUTOM-TP) ALT, (PS), (AC), 10/1996⇨, ⇨10/2002 ALT, (PS), (-AC), ⇨01/1998
	09/96-11/08	J4D, J4K, J4M, J4N, J4P, J4S, BAA	44	1299	<b>AVX10X825</b> <b>6PK1448</b> <b>6PK1705</b> <b>6PK1760</b> <b>6PK1930</b> <b>6PK2196</b> <b>6PK862</b>	ALT, (PS), (-AC), 02/1998⇨, ⇨10/2002 ALT, (PS), (-AC), 10/1998⇨, ⇨10/2002, OE-NO 1085038, (MECH-TP) ALT, (PS), (-AC), 10/2002⇨, OE-NO 1089877 ALT, (PS), (-AC), 10/1996⇨, ⇨10/2002, OE-NO 1036917, (AUTOM-TP) ALT, (PS), (AC), 10/1996⇨, ⇨10/2002 ALT, (PS), (AC), 10/2002⇨ ALT, (PS), (-AC), ⇨01/1998

KA (RU8) 1.2	10/08-	FP4	51	1242	<b>4PK665</b> <b>5PK1145</b> <b>5PK1145K1</b> <b>CT1115</b> <b>CT1115K1</b> <b>CT1115WP1</b>	ALT, (AC) ALT, (AC) ALT, (AC) CA CA CA
	1.3 TDCi	10/08-	FD4	55	1248	<b>6PK1180</b> <b>6PK1310</b> <b>AP9035</b>

KUGA I 2.0 TDCi 4x4	03/10-11/12	TXDA	120	1998	<b>6PK1217</b> <b>6PK1244</b> <b>CT1140</b> <b>CT1140K1</b> <b>AP9029</b>	ALT, ⇨11/2012 ALT, 11/2012⇨ CA CA ALT, (Denso), FOR ALT: 150A, OE-NO 3M5T-10300-YE
	2.0 TDCi, 2.0 TDCi 4x4	03/08-11/12	G6DG, UKDA	100	1997	<b>6PK1217</b> <b>6PK1217K1</b> <b>CT1091</b> <b>CT1091K1</b> <b>CT1091WP1</b>



					ContiTech	
<b>FORD</b>						
<b>KUGA I</b>						
	03/10-11/12	UFDA	103	1997	 <b>CT1140</b>	CA, 05/2010⇒
					 <b>CT1140K1</b>	CA, 05/2010⇒
					 <b>AP9029</b>	ALT, (Denso), FOR ALT: 120A, OE-NO 3M5T-10300-PD
2.5 4x4	03/09-	HYDB	147	2522	 <b>6PK1244</b>	ALT
					 <b>CT1140</b>	CA
					 <b>CT1140K1</b>	CA
					 <b>AP9029</b>	ALT, (Denso), FOR ALT: 150A, OE-NO 3M5T-10300-YE
					 <b>5PK890</b>	ALT
					 <b>CT979</b>	CA
					 <b>CT979K2</b>	CA
					 <b>CT979WP2</b>	CA
<b>KUGA II (DM2)</b>						
1.6 EcoBoost, 1.6 EcoBoost 4x4	03/13-	JTMA, JQMA, JQMB	110-134	1596	 <b>6PK1555</b>	ALT
					 <b>CT881</b>	CA
					 <b>CT881K6</b>	CA
2.0 TDCi	03/13-	UFMA	103	1997	 <b>6PK1240</b>	ALT
					 <b>CT1140</b>	CA
					 <b>CT1140K1</b>	CA
2.0 TDCi, 2.0 TDCi 4x4	03/13-	TXDA, TXMA, UKMA, UFMA	100-120	1997	 <b>6PK1244</b>	ALT
					 <b>CT1140</b>	CA
					 <b>CT1140K1</b>	CA
<b>MAVERICK</b>						
2.0 16V	02/01-	YF	91	1989	 <b>6PK1973</b>	ALT, (-AC)
					 <b>6PK2100</b>	ALT, (AC)
					 <b>CT978</b>	CA
2.3 16V	03/04-	GZ	110	2261	 <b>6PK2277</b>	ALT, PS, AC, WP
<b>MAVERICK (UDS, UNS)</b>						
2.7 TD	09/96-04/98	TD27E	92	2664	 <b>AVX13X1150</b>	PS
					 <b>AVX13X1150</b>	ALT
					 <b>AVX13X925</b>	AC
<b>MONDEO I (GBP, BNP)</b>						
1.6 i 16V	02/93-08/96	L1F	66	1597	 <b>6PK1720</b>	ALT, PS
					 <b>6PK2080</b>	09/1995⇒, (AUTOM)
					 <b>6PK2080</b>	ALT, PS, AC, ⇒08/1995
					 <b>6PK2100</b>	ALT, PS, AC, 09/1995⇒, (MANL)
					 <b>CT728</b>	CA
					 <b>CT728K1</b>	CA
1.8 i 16V	02/93-08/96	RKA, RKB	82-85	1796	 <b>6PK1720</b>	ALT, PS
					 <b>6PK2080</b>	09/1995⇒, (AUTOM)
					 <b>6PK2080</b>	ALT, PS, AC, ⇒08/1995
					 <b>6PK2100</b>	ALT, PS, AC, 09/1995⇒, (MANL)
					 <b>CT728</b>	CA
					 <b>CT728K1</b>	CA
1.8 TD	06/93-08/96	RFM, RFN	65	1753	 <b>5PK585</b>	PS
					 <b>5PK875</b>	ALT
					 <b>5PK890</b>	AC
					 <b>CT901(SET)</b>	CA
					 <b>CT901K1</b>	CA, ⇒09/1995
					 <b>CT901K2</b>	CA, 10/1995⇒
					 <b>CT901K4</b>	CA, 10/1995⇒, OPT
2.0 i 16V	02/93-08/96	NGA	100	1988	 <b>6PK1720</b>	ALT, PS
					 <b>6PK2080</b>	09/1995⇒, (AUTOM)
					 <b>6PK2080</b>	ALT, PS, AC, ⇒08/1995
					 <b>6PK2100</b>	ALT, PS, AC, 09/1995⇒, (MANL)
					 <b>CT728</b>	CA
					 <b>CT728K1</b>	CA
<b>MONDEO II (BAP, BNP, BFP)</b>						
1.6 i	08/96-09/00	L1J	66	1597	 <b>6PK1720</b>	ALT, PS, ⇒05/1998
					 <b>6PK1973</b>	ALT, PS, 05/1998⇒
					 <b>6PK2080</b>	ALT, PS, AC, (AUTOM), ⇒05/1998



ContiTech



FORD

**FORD**

**MONDEO II (BAP, BNP, BFP)**

					<b>6PK2100</b> <b>6PK2100</b> <b>6PK2120</b> <b>CT728</b> <b>CT728K1</b> <b>CT978</b> <b>CT978K1</b> <b>CT978K2</b> <b>CT978WP1</b>	05/1998⇨. (AUTOM) ALT, PS, AC, ⇨05/1998. (MANL) ALT, PS, AC, (MANL), 05/1998⇨ CA, ⇨05/1998 CA, ⇨05/1998 CA, 05/1998⇨ CA, 01/1999⇨ CA, 05/1998⇨, ⇨01/1999 CA, 01/1999⇨
1.8 i	08/96-09/00	RKF, RKJ, RKB, RKH, RKK	85	1796	<b>6PK1720</b> <b>6PK1973</b> <b>6PK2080</b> <b>6PK2100</b> <b>6PK2100</b> <b>6PK2120</b> <b>CT728</b> <b>CT728K1</b> <b>CT978</b> <b>CT978K1</b> <b>CT978K2</b> <b>CT978WP1</b>	ALT, PS, ⇨05/1998 ALT, PS, 05/1998⇨ ALT, PS, AC, (AUTOM), ⇨05/1998 05/1998⇨. (AUTOM) ALT, PS, AC, ⇨05/1998. (MANL) ALT, PS, AC, (MANL), 05/1998⇨ CA, ⇨05/1998 CA, ⇨05/1998 CA, 05/1998⇨ CA, 01/1999⇨ CA, 05/1998⇨, ⇨01/1999 CA, 01/1999⇨
1.8 TD	08/96-09/00	RFN	66	1753	<b>5PK585</b> <b>5PK875</b> <b>5PK890</b> <b>CT901(SET)</b> <b>CT901K3</b> <b>CT901WP3</b>	PS ALT AC CA CA CA, MTR-CODE: RFN, D18TI
2.0 i	08/96-09/00	NGA, NGB, NGC, NGD	96	1988	<b>6PK1720</b> <b>6PK1973</b> <b>6PK2080</b> <b>6PK2100</b> <b>6PK2100</b> <b>6PK2120</b> <b>CT728</b> <b>CT728K1</b> <b>CT978</b> <b>CT978K1</b> <b>CT978K2</b> <b>CT978WP1</b>	ALT, PS, ⇨05/1998 ALT, PS, 05/1998⇨ ALT, PS, AC, (AUTOM), ⇨05/1998 05/1998⇨. (AUTOM) ALT, PS, AC, ⇨05/1998. (MANL) ALT, PS, AC, (MANL), 05/1998⇨ CA, ⇨05/1998 CA, ⇨05/1998 CA, 05/1998⇨ CA, 01/1999⇨ CA, 05/1998⇨, ⇨01/1999 CA, 01/1999⇨
2.5 24V	08/96-09/00	SEA	125	2544	<b>3PK683</b> <b>6PK1590</b> <b>6PK1820</b>	WP ALT, (AC) ALT, (AC)

**MONDEO III (B5Y, BWY, B4Y)**

1.8 16V, 1.8 Sci	10/00-03/07	CGBA, CGBB, CHBA, CHBB, CFBA	81-96	1798	<b>6PK2225</b> <b>AP9037</b>	ALT
2.0 16V	10/00-03/07	CJBA, CJBB	107	1999	<b>6PK2225</b> <b>AP9037</b>	ALT
2.0 16V DI / TDDi / TDCi	10/00-03/07	D5BA, SDBA	66	1998	<b>4PK711 ELAST</b> <b>4PK735</b> <b>4PK735</b> <b>4PK735K1</b> <b>4PK735K1</b> <b>6PK1642</b> <b>6PK1642K2</b> <b>VD1110</b>	PS, ENGINE: DI 2.0, 09/2004⇨ PS, ENGINE: DI 2.0, ⇨09/2004 PS, ENGINE: TDCi 2.0, 03/2006⇨ PS, ENGINE: TDCi 2.0, 03/2006⇨ PS, ENGINE: DI 2.0, ⇨09/2004 ALT ALT
2.0 TDCi, 2.0 16V TDDi / TDCi	10/00-03/07	D6BA, HJBA, HJBB, HJBC, FMBA, N7BA	85-96	1998	<b>4PK735</b> <b>4PK735K1</b> <b>6PK1642</b> <b>6PK1642K2</b> <b>VD1110</b>	PS PS ALT ALT





ContiTech



**FORD**

**MONDEO III (B5Y, BWY, B4Y)**

↔ 2.2 TDCi	09/04-03/07	QJBA, QJBB	114	2198	<b>4PK711 ELAST</b> <b>4PK735</b> <b>4PK735K1</b> <b>6PK1642</b> <b>6PK1642K2</b> <b>VD1110</b>	PS, 09/2004⇔ PS, 08/2004⇔, ⇔09/2004 PS, 08/2004⇔, ⇔09/2004 ALT, 08/2004⇔ ALT, 08/2004⇔
2.5 V6 24V	10/00-03/07	LCBD	125	2495	<b>3PK683</b> <b>6PK2077</b>	WP ALT
3.0 V6 24V	09/04-03/07	REBA	150	2967	<b>6PK2077</b>	ALT
ST220	04/02-03/07	MEBA	166	2967	<b>3PK683</b> <b>6PK2077</b>	WP ALT

**MONDEO IV (BA7)**

1.6 EcoBoost	02/11-09/14	JTBA	118	1596	<b>6PK1555</b> <b>CT881</b> <b>CT881K6</b>	ALT CA CA
1.6 TDCi	02/11-09/14	T1BA, T1BB, T1BC	85	1560	<b>6PK800</b> <b>6PK962</b> <b>CT1162</b> <b>CT1162K1</b> <b>CT1162WP1</b> <b>VD1096</b>	ALT, (AC) ALT, (AC) CA CA CA
1.6 Ti	03/07-09/14	PNBA	92	1596	<b>5PK694 ELAST</b> <b>6PK1029 ELAST</b> <b>6PK1029 ELAST T1</b> <b>CT881</b> <b>CT881K3</b> <b>CT881K5</b> <b>CT881WP2</b>	PS ALT ALT, PS CA CA, ⇔08/2009 CA, 08/2009⇔ CA, ⇔08/2009
1.8 TDCi	03/07-12/12	FFBA, QYBA, KHBA	74-92	1753	<b>6PK1685</b> <b>CT983</b> <b>CT983K1</b> <b>AP9045</b> <b>AP9046</b> <b>VD1039</b> <b>MS26</b>	ALT CA CA OPT OPT FOR ART-NO: VD1039
	06/07-	QYBA, KHBA	92	1753	<b>6PK1685</b> <b>CT983</b> <b>CT983K1</b> <b>AP9045</b> <b>AP9046</b> <b>VD1039</b> <b>MS26</b>	ALT CA CA OPT OPT FOR ART-NO: VD1039
2.0	03/07-09/14	AOBA, TBBA, AOBC	107	1999	<b>6PK2196</b>	ALT
2.0 TDCi	03/07-09/14	AZBA	96	1997	<b>6PK1845</b> <b>CT1091</b> <b>CT1091K1</b> <b>CT1091WP1</b> <b>AP9023</b>	ALT CA CA CA
		QXBA, QXBB, UFBA, UFBB	103	1997	<b>6PK1244</b> <b>6PK1845</b> <b>6PK1845</b> <b>CT1091</b> <b>CT1091K1</b> <b>CT1091WP1</b> <b>CT1140</b> <b>CT1140K1</b> <b>AP9023</b>	ALT, 04/2012⇔, MTR-CODE: UFBA ALT, ⇔06/2010, MTR-CODE: UFBA ALT, MTR-CODE: QXBA, QXBB CA, MTR-CODE: QXBA, QXBB CA, MTR-CODE: QXBA, QXBB CA, MTR-CODE: QXBA, QXBB CA, MTR-CODE: UFBA CA, MTR-CODE: UFBA
	11/07-09/14	KLBA, LPBA, TYBA	85	1997	<b>6PK1244</b> <b>6PK1845</b> <b>6PK1845</b>	ALT, 04/2012⇔, (EURO5) ALT, Euro4 ALT, ⇔06/2010, (EURO5)

FORD





ContiTech



FORD

**FORD**

**MONDEO IV (BA7)**

					<b>CT1091</b> <b>CT1091K1</b> <b>CT1091WP1</b> <b>AP9023</b>	CA CA CA
	03/10-09/14	TXBA, TXBB	120	1997	<b>6PK1244</b> <b>6PK1845</b> <b>CT1140</b> <b>CT1140K1</b> <b>AP9023</b>	ALT, 04/2012⇨ ALT, ⇨06/2010 CA CA
2.2 TDCi	03/08-09/14	Q4BA, KNBA	129-147	2179	<b>6PK1743</b> <b>CT1142</b> <b>CT1142K1</b> <b>AP9023</b>	ALT CA CA
2.3	07/07-09/14	SEBA	118	2261	<b>6PK2245</b>	ALT

**MONDEO V**

1.5 EcoBoost

	09/14-	UNCA, UNCB, UNCE, UNCF	118	1499	<b>CT881</b> <b>CT881K6</b>	CA CA
--	--------	------------------------	-----	------	--------------------------------	----------

**ORION II (AFF)**

1.4	12/85-07/90	FUA	55	1392	<b>11,9X772Ld</b> <b>CT690</b> <b>CT690K1</b>	ALT CA CA
-----	-------------	-----	----	------	---	-----------------

**ORION III (GAL)**

1.4	07/90-12/93	F6F, F6G	52	1391	<b>11,9X758Ld</b> <b>6PK1420</b> <b>6PK1635</b> <b>6PK995</b> <b>CT690</b> <b>CT690K1</b> <b>CT729</b> <b>CT729K1</b>	ALT, 08/1990⇨ ALT, PS, 08/1990⇨ ALT, PS, AC, 08/1990⇨ ALT, AC, 08/1990⇨ CA, ⇨04/1992 CA, ⇨04/1992 CA, 04/1992⇨ CA, 05/1992⇨
1.6	07/90-12/92	LUJ, LUK	66	1598	<b>11,9X758Ld</b> <b>6PK1420</b> <b>6PK1635</b> <b>6PK995</b> <b>CT690</b> <b>CT690K1</b> <b>CT729</b> <b>CT729K1</b>	ALT, 08/1990⇨ ALT, PS, 08/1990⇨ ALT, PS, AC, 08/1990⇨ ALT, AC, 08/1990⇨ CA, ⇨04/1992 CA, ⇨04/1992 CA, 04/1992⇨ CA, 05/1992⇨
1.6 i 16V	07/92-12/93	L1E, L1K	66	1597	<b>6PK1530</b> <b>6PK1815</b> <b>6PK1900</b> <b>6PK915</b> <b>CT728</b> <b>CT728K1</b> <b>CT728WP1</b>	ALT, AC ALT, PS ALT, PS, AC ALT CA CA, MTR-CODE: ZH18 ZETEC E CA, MTR-CODE: ZH18 ZETEC E
1.8 D	11/90-12/93	RTE, RTF, RTH	44	1753	<b>3PK648</b> <b>3PK675</b> <b>5PK1010</b> <b>5PK1010</b> <b>6PK915</b> <b>CT901(SET)</b> <b>CT901K1</b>	ALT, ⇨05/1991 ALT, 05/1991⇨, ⇨12/1991 ALT, AC ALT, PS ALT, 01/1992⇨ CA CA
1.8 i 16V	02/92-12/93	RDA	77	1796	<b>6PK1530</b> <b>6PK1815</b> <b>6PK1900</b> <b>6PK915</b> <b>CT728</b> <b>CT728K1</b> <b>CT728WP1</b>	ALT, AC ALT, PS ALT, PS, AC ALT CA CA, MTR-CODE: ZH18 ZETEC E CA, MTR-CODE: ZH18 ZETEC E

**PUMA (EC\_)**

1.6 16V	08/00-06/02	L1W	76	1596	<b>6PK1755</b> <b>6PK1930</b>	ALT, PS ALT, PS, AC
---------	-------------	-----	----	------	----------------------------------	------------------------





FORD						
<b>PUMA (EC)</b>						
1.7 16V	03/97-06/02	MHA, MHB	92	1679	<b>CT881</b> <b>CT881K2</b> <b>CT881WP1</b>	CA CA CA
					<b>6PK1750</b> <b>6PK1930</b> <b>CT881</b>	ALT, (AC) ALT, (AC) CA
<b>RANGER (ER, EQ)</b>						
2.5 TD 4x4	10/99-06/06	WLT	80	2500	<b>AVX13X1000</b> <b>2XAVX13X1100</b> <b>CT1020</b>	AC ALT CA
<b>RANGER (ES, ET)</b>						
2.5 TDCi 4x4	05/06-07/12	WLAA	105	2499	<b>AVX13X1000</b> <b>2XAVX13X1100</b> <b>CT1151</b>	AC ALT CA
<b>RANGER (TKE)</b>						
2.2 TDCi 4x4	04/11-	GBVAJQJ	110	2198	<b>AP9063</b>	
3.2 TDCi 4x4	04/11-	SAFA	147	3198	<b>AP9063</b>	
<b>SCORPIO I Saloon (GGE)</b>						
2.0 i	05/89-09/94	N9D	88	1998	<b>6PK1256</b> <b>6PK1560</b> <b>6PK1820</b> <b>6PK1965</b>	ALT ALT, AC ALT, PS ALT, PS, AC
<b>SIERRA (GBC, GBG, GB4, BNG)</b>						
2.0 i	05/89-02/93	N9C	88	1998	<b>AVX10X913</b> <b>6PK1230</b> <b>6PK1230</b> <b>6PK1270</b> <b>6PK1560</b> <b>6PK1820</b> <b>6PK1820</b> <b>6PK1965</b>	AC, (4WD) ALT, WP, MTR-CODE: EFI ALT, WP, (AUTOM) ALT, WP ALT, WP, AC ALT, WP, PS, (AUTOM) ALT, WP, PS, MTR-CODE: EFI ALT, PS, WP, AC
<b>S-MAX</b>						
1.5 EcoBoost	02/15-	UNCI, UNCJ, UNCK	118	1498	<b>CT881</b> <b>CT881K6</b>	CA CA
<b>S-MAX (WAG)</b>						
1.6 TDCi	02/11-	T1WA, T1WB	85	1560	<b>6PK800</b> <b>6PK962</b> <b>CT1162</b> <b>CT1162K1</b> <b>CT1162WP1</b> <b>VD1096</b>	ALT, (AC) ALT, (AC) CA CA CA
1.8 TDCi	05/06-	QYWA	92	1753	<b>6PK1685</b> <b>CT983</b> <b>CT983K1</b> <b>AP9045</b> <b>AP9046</b> <b>VD1039</b> <b>MS26</b>	ALT CA CA OPT OPT FOR ART-NO: VD1039
	01/07-	FFWA	74	1753	<b>AP9045</b> <b>AP9046</b>	OPT
2.0	05/06-	AOWA, AOWB	107	1999	<b>6PK2196</b>	ALT, PS, AC
2.0 TDCi	05/06-	QXWA, QXWB, QXWC, UFWA	103	1997	<b>6PK1205</b> <b>6PK1244</b> <b>CT1091</b> <b>CT1091K1</b> <b>CT1091WP1</b> <b>CT1140</b> <b>CT1140K1</b> <b>AP9023</b>	ALT, ⇨03/2010 ALT, 03/2010⇨ CA, ⇨03/2010 CA, ⇨03/2010 CA, ⇨03/2010 CA, 03/2010⇨ CA, 03/2010⇨
		AZWA, KLWA, TYWA,	85-96	1997	<b>6PK1205</b> <b>CT1091</b> <b>CT1091K1</b>	ALT CA CA





ContiTech



**FORD**

**S-MAX (WA6)**

					<b>CT1091WP1</b>	CA
					<b>AP9023</b>	
	03/10-	TXWA	120	1997	<b>6PK1244</b>	ALT
					<b>CT1140</b>	CA
					<b>CT1140K1</b>	CA
2.2 TDCi	03/08-	Q4WA, KNWA	129-147	2179	<b>6PK1743</b>	ALT
					<b>CT1142</b>	CA
					<b>CT1142K1</b>	CA
					<b>AP9023</b>	
2.3	07/07-	SEWA	118	2261	<b>6PK2245</b>	ALT
2.5 ST	05/06-	HUWA	162	2521	<b>5PK1094</b>	ALT
					<b>5PK628 ELAST</b>	AC
					<b>CT979</b>	CA
					<b>CT979K2</b>	CA
					<b>CT979WP2</b>	CA

**STREET KA (RL2)**

1.6	05/03-07/05	CDRA, CDRB	70	1599	<b>6PK1705</b>	ALT, (-AC), 12/2002 ⇨, ⇨ 12/2005
					<b>6PK2196</b>	ALT, (AC)

**TAUNUS '80 (GBS, GBNS)**

1.6	07/79-07/82	LCJ	54	1593	<b>11,9X868Ld</b>	ALT
					<b>CT685</b>	CA

**TOURNEO CONNECT / GRAND TOURNEO CONNECT Kombi / COURIER Kombi**

1.0 EcoBoost	11/13-	M2GA, M2GB, SFCA, SFCB, SFCC, SFCD	74	998	<b>6PK1502 EXTRA</b>	
1.5 TDCi	02/14-	UGCA, UGCB, XUCC, XUCD	55	1499	<b>6PK800</b>	ALT, (-AC)
					<b>6PK962</b>	ALT, (AC)
					<b>CT1162</b>	CA
					<b>CT1162K1</b>	CA
					<b>CT1162WP1</b>	CA
					<b>VD1096</b>	
1.6 EcoBoost	11/13-	JQGA	110	1596	<b>6PK1555</b>	ALT
					<b>CT881</b>	CA
					<b>CT881K6</b>	CA
1.6 TDCi	09/13-	T1GA, TZGA, TZGB, T3CA, T3CB, T3CC, UBGA	55-85	1560	<b>6PK800</b>	ALT, (-AC)
					<b>6PK962</b>	ALT, (AC)
					<b>CT1162</b>	CA
					<b>CT1162K1</b>	CA
					<b>CT1162WP1</b>	CA
					<b>VD1096</b>	
1.8 16V	06/02-12/13	EYPA, EYPC, EYPD	85	1796	<b>6PK1973</b>	ALT, (-AC)
					<b>6PK2100</b>	ALT, (AC)
					<b>CT978</b>	CA
					<b>CT978K1</b>	CA
					<b>CT978WP1</b>	CA
1.8 TDCi	06/02-12/13	HCPA, HCPB, P9PA, P9PB, P9PC, P9PD, R3PA, RWPE, RWPF	66	1753	<b>6PK1413</b>	ALT, (-AC), ⇨ 05/2003
					<b>6PK1460</b>	ALT, (-AC), 05/2003 ⇨
					<b>6PK1715</b>	ALT, (AC), ⇨ 05/2007
					<b>6PK1715K1</b>	ALT, (AC), ⇨ 05/2007
					<b>6PK1743</b>	ALT, (AC), 05/2007 ⇨
					<b>CT983</b>	INJP
					<b>CT983K1</b>	INJP, (AUTOM-TP)
					<b>AP9045</b>	OPT
					<b>AP9046</b>	
					<b>VD1039</b>	
					<b>MS26</b>	FOR ART-NO: VD1039
	08/06-12/13	RWPA, RWPC, RWPD	81	1753	<b>6PK1460</b>	ALT, (-AC), 05/2003 ⇨
					<b>6PK1715</b>	ALT, (AC), ⇨ 05/2007
					<b>6PK1743</b>	ALT, (AC), 05/2007 ⇨
					<b>CT983</b>	CA
					<b>CT983K1</b>	CA







**FORD**

**TOURNEO CONNECT / GRAND TOURNEO CONNECT Kombi / COURIER Kombi**

1.8 TDCi /TDDi /DI	06/02-12/13	BHPA, P7PA, P7PB, R2PA	55	1753	⊙ AP9045	OPT
					⊙ AP9046	
					∞ 6PK1413	ALT, (-AC), ⇨05/2003
					∞ 6PK1460	ALT, (-AC), 05/2003⇨
					∞ 6PK1715	ALT, (AC), ⇨05/2007
					∞ 6PK1715K1	ALT, (AC), ⇨05/2007
					∞ 6PK1743	ALT, (AC), 05/2007⇨
					⚙ CT983	INJP
					⚙ CT983K1	INJP, (AUTOM-TP)
					⊙ AP9045	OPT
					⊙ AP9046	
					⊙ VD1069	

<b>TOURNEO CUSTOM Bus</b> 2.2 TDCi	04/12-	CVFF, CYF4, CYFF, DRFG, DRFF, DRF4	74-114	2198	⊙ AP9048	
---------------------------------------	--------	------------------------------------	--------	------	----------	--

**TRANSIT (FA, FD, FB, FS, FZ, FC, FM, FN, )**

2.0 DI	08/00-05/06	ABFA	74	1998	∞ 4PK711 ELAST	PS, (MANL-TP)
					∞ 4PK735	PS, (AUTOM-TP)
					∞ 4PK735K1	PS, (AUTOM-TP)
					∞ 6PK1635	ALT, (AC)
					∞ 6PK831 ELAST	ALT, (AC)
					∞ 6PK831 ELAST T1	ALT, (AC)
					⊙ VD1110	
					∞ 4PK711 ELAST	PS, (MANL-TP)
					∞ 4PK735	PS, (AUTOM-TP)
					∞ 4PK735K1	PS, (AUTOM-TP), (Transit 260), (Transit 280), (Transit 300)
					∞ 6PK1635	ALT, (AC)
					∞ 6PK831 ELAST	ALT, (AC)
2.0 TDCi	08/02-05/06	FIFA	92	1998	∞ 4PK711 ELAST	PS, (MANL-TP)
					∞ 4PK735	PS, (AUTOM-TP)
					∞ 4PK735K1	PS, (AUTOM-TP), (Transit 300)
					∞ 4PK735K1	PS, (AUTOM-TP), (Transit 280), ⇨04/2003
					∞ 6PK1635	ALT, (AC)
					∞ 6PK831 ELAST	ALT, (AC)
					∞ 6PK831 ELAST T2	ALT, (AC)
					⊙ VD1110	
					∞ 6PK1780	ALT, (-AC)
					∞ 6PK1955	ALT, (AC)
2.3 16V [RWD]	08/00-05/06	E5FA, E5FC	107	2295	∞ 6PK1780	ALT, (-AC)
					∞ 6PK1955	ALT, (AC)
					∞ 7PK2710	ALT, (-AC)
					∞ 7PK2875	ALT, AC
2.4 DI, 2.4 DI [RWD], 2.4 TDCi, 2.4 TDi, 2.4 TDE	01/00-05/06	D2FA, D2FB, D2FE, D4FA, DOFA, FXFA, H9FA	55-101	2402	⊙ AP9053	

**TRANSIT Box**

2.2 TDCi	08/13-	CVF5, CYF5, CYFG, CY14, USF6, DRF5, DRFG, DRFF	74-114	2198	∞ 4PK922 ELAST	PS, (FWD)
					∞ 4PK922 ELAST T1	PS, (FWD)
					∞ 6PK1685	ALT, (AC), (FWD)
					∞ 6PK873 ELAST	ALT, (-AC), (FWD)
					∞ 6PK873 ELAST T1	ALT, PS, (-AC), (FWD)
					⊙ AP9048	
					∞ 4PK922 ELAST	PS
					∞ 4PK922 ELAST T1	PS, (AC)
					∞ 6PK1670	ALT, (AC)
					∞ 6PK873 ELAST	ALT, (-AC)
					∞ 6PK873 ELAST T1	ALT, PS, (-AC), 2 BELTS
					⊙ AP9048	
⊙ AP9063						
⊙ VD1098						

FORD



ContiTech



FORD

**FORD**

**TRANSIT Box**



		SRFE P8FA, P8FB, QVFA	63-81	2198	      	PS PS, (AC) ALT, (AC) ALT, (-AC) ALT, PS, (-AC), 2 BELTS
2.2 TDCi [RWD]	10/11-08/14	DRRA, DRRB, DRRC	74	2198	   	ALT, (-AC), (RWD), (4WD) ALT, (AC), (RWD), (4WD)
		CYRB, CYRA, CVRA, CVRB, CVRC	92-114	2198	    	ALT, (-AC), (RWD), (4WD) ALT, (AC), (RWD), (4WD)
2.2 TDCi 4x4, 2.2 TDCi [RWD]	08/13-	CYR5, CY24, CVR5, UYR6, CV24, USR6, DRR5	74-114	2198	  	ALT, (-AC), (RWD), (4WD) ALT, (AC), (RWD), (4WD)
2.3 16V [RWD]	04/06-08/14	GZFA, GZFC, GZFB	107	2261	 	ALT, (AC) ALT, (AC)
2.4 TDCi [RWD]	04/06-08/14	H9FD	103	2402	      	ALT, (-AC), OE-NO 1376751 ALT, (-AC), OE-NO 1129181 ALT, (AC) ALT, (-AC), OE-NO 1129182 ⇨ 10/2010
		JXFA, JXFC, PHFA, PHFC	74-85	2402	    	ALT, (-AC) ALT, (AC) ⇨ 10/2010
3.2 TDCi [RWD]	09/07-08/14	SAFA, SAFB	147	3199	   	ALT, (-AC) ALT, (AC)

**TRANSIT Box (E\_)**

2.0	06/94-03/00	NSF, NSG	84	1998	   	ALT ALT, PS ALT ALT, PS, AC
	09/91-06/94	NBA	66	1993	  	ALT CA CA, MTR-CODE: TL20 OHC
2.5 DI	05/91-06/94	4BC, 4CC, 4DA, 4FA	51-59	2496	    	ALT PS, (AC) PS, (-AC), (2.HEATER) CA CA
	06/94-03/00	4FA, 4FB, 4FC, 4FD	51	2496	        	PS, ⇨ 10/1996, (-AC), (-2.HEATER) PS, 10/1996⇨, (-AC), (-2.HEATER) ALT PS, AC PS, (-AC), (2.HEATER) CA, ⇨ 09/1997 CA, ⇨ 07/1997 CA, 10/1997⇨ CA, 07/1997⇨





FORD						
<b>TRANSIT Box (E_)</b>						
↔ 2.5 TD	05/91-06/94	4EA	74	2496	<b>AVX13X1025</b> <b>4PK1485</b> <b>6PK1432</b> <b>6PK1635</b> <b>CT1054</b> <b>CT1054K2</b>	PS, (AC), (-2.HEATER) ALT PS, AC PS, (AC), (-2.HEATER) CA CA
2.5 TD, 2.5 DI	10/98-03/00	4ED, 4HA, 4HD	55-85	2496	<b>4PK1511</b> <b>6PK1432</b> <b>6PK1635</b> <b>CT1055</b> <b>CT1055K1</b>	ALT PS, (AC) PS, (AC), (2.HEATER) CA CA
2.5 TD, 2.5 TDI	06/94-03/00	4GA, 4GB, 4GC, 4GD, 4GE, 4GF, 4EB, 4EC	63-74	2496	<b>AVX13X1025</b> <b>AVX13X975</b> <b>4PK1485</b> <b>6PK1432</b> <b>6PK1635</b> <b>CT1054</b> <b>CT1054K2</b> <b>CT1055</b> <b>CT1055K1</b>	PS, (AC), ⇨10/1996, (-2.HEATER) PS, 10/1996⇨, (AC), (-2.HEATER) ALT PS, (AC) PS, (AC), (2.HEATER) CA, ⇨09/1997 CA, ⇨09/1997 CA, 10/1997⇨ CA, 10/1997⇨
<b>TRANSIT Box (FA_)</b>						
2.0 DI	08/00-05/06	ABFA	74	1998	<b>4PK711 ELAST</b> <b>4PK735</b> <b>4PK735K1</b>  <b>6PK1635</b> <b>6PK831 ELAST</b> <b>6PK831 ELAST T1</b> <b>VD1110</b>	PS, (MANL-TP) PS, (AUTOM-TP) PS, (AUTOM-TP), (Transit 260), (Transit 330), (Transit 350) ALT, (AC) ALT, (AC) ALT, (AC)
		D3FA, F3FA	55-63	1998	<b>4PK711 ELAST</b> <b>4PK735</b> <b>4PK735K1</b>  <b>6PK1635</b> <b>6PK831 ELAST</b> <b>6PK831 ELAST T1</b>	PS, (MANL-TP) PS, (AUTOM-TP) PS, (AUTOM-TP), (Transit 260), (Transit 280), (Transit 300) ALT, (AC) ALT, (AC) ALT, (AC)
2.0 TDCi	08/02-05/06	FIFA	92	1998	<b>4PK711 ELAST</b> <b>4PK735</b> <b>4PK735K1</b> <b>4PK735K1</b> <b>6PK1635</b> <b>6PK831 ELAST</b> <b>6PK831 ELAST T2</b> <b>VD1110</b>	PS, (MANL-TP) PS, (AUTOM-TP) PS, (AUTOM-TP), (Transit 260, 300) PS, (AUTOM-TP), (Transit 280), ⇨04/2003 ALT, (AC) ALT, (AC) ALT, (AC)
2.3 16V [RWD]	04/01-05/06	E5FA, E5FC	107	2295	<b>6PK1955</b>	ALT, (AC)
2.4 DI [RWD], 2.4 TD	01/00-05/06	F4FA	55	2402	<b>7PK2710</b> <b>7PK2875</b> <b>AP9053</b>	ALT, (AC) ALT, (AC)
2.4 DI, 2.4 DI [RWD]	01/00-05/06	D2FA, D2FE, D2FB, D4FA	66-88	2402	<b>7PK2710</b> <b>7PK2875</b> <b>AP9053</b>	ALT, (AC) ALT, AC
2.4 TDCi, 2.4 TDE	07/01-05/06	DOFA, FXFA, H9FA	85-101	2402	<b>7PK2710</b> <b>7PK2875</b> <b>AP9053</b>	ALT, (AC) ALT, AC
<b>TRANSIT Box (T_)</b>						
2.5 D	01/86-09/91	4AB	50	2496	<b>4PK1520</b> <b>CT512</b> <b>CT512K1</b>	ALT CA CA
<b>TRANSIT Bus</b>						
2.2 TDCi	08/13-	CYF5, CYFG, CY14, DRF5,	74-92	2198	<b>4PK922 ELAST</b> <b>4PK922 ELAST T1</b> 	PS, (FWD) PS, (FWD)



ContiTech



**FORD**

**TRANSIT Bus**



		DRFG, DRFF			<b>6PK1685</b> <b>6PK873 ELAST</b> <b>6PK873 ELAST T1</b> <b>AP9048</b>	ALT, (AC), (FWD) ALT, (-AC), (FWD) ALT, PS, (-AC), (FWD)
10/11-08/14	DRFA, DRFB, DRFC, DRFD, DRFE	74	2198	<b>4PK922 ELAST</b> <b>4PK922 ELAST T1</b> <b>6PK1642</b> <b>6PK873 ELAST</b> <b>6PK873 ELAST T1</b> <b>AP9048</b> <b>AP9063</b>	PS, (FWD) PS, (FWD) ALT, (AC), (FWD) ALT, (-AC), (FWD) ALT, (-AC), (FWD)	
	CYFA, CYFB, CYFC, CYFD	92	2198	<b>4PK922 ELAST</b> <b>4PK922 ELAST T1</b> <b>6PK1642</b> <b>6PK873 ELAST</b> <b>6PK873 ELAST T1</b> <b>AP9048</b> <b>AP9063</b> <b>VD1098</b>	PS, (FWD) PS, (FWD) ALT, (AC), (FWD) ALT, (-AC), (FWD) ALT, (-AC), (FWD)	
04/06-08/14	P8FA, P8FB, QVFA	63-81	2198	<b>4PK922 ELAST</b> <b>4PK922 ELAST T1</b> <b>6PK1670</b> <b>6PK873 ELAST</b> <b>6PK873 ELAST T1</b> <b>AP9048</b> <b>AP9063</b>	PS PS, (AC) ALT, (AC) ALT, (AC) ALT, PS, (-AC), 2 BELTS	
	QWFA, PGFA, PGFB, UHFA, UHFB, UHFC, SRFA, SRFB, SRFC, SRFD, SRFE	85-103	2198	<b>4PK922 ELAST</b> <b>4PK922 ELAST T1</b> <b>6PK1670</b> <b>6PK873 ELAST</b> <b>6PK873 ELAST T1</b> <b>AP9048</b> <b>AP9063</b> <b>VD1098</b>	PS PS, (AC) ALT, (AC) ALT, (AC) ALT, PS, (-AC), 2 BELTS	
2.2 TDCi [RWD], 2.2 TDCi 4x4	08/13- CYR5, CY24, DRR5, USR6, CVR5, UYR6, CV24	92-114	2198	<b>7PK2967</b> <b>7PK3120</b> <b>AP9063</b>	ALT, (-AC), (RWD), (4WD) ALT, (AC), (RWD), (4WD)	
2.4 TDCi	04/06-08/14 JXFA, JXFC	85	2402	<b>7PK2682</b> <b>7PK2842</b> <b>AP9048</b> <b>AP9063</b> <b>VD1099</b>	ALT, (-AC) ALT, (AC)  ⇒10/2010	
	H9FD, PHFA, PHFC	74-103	2402	<b>7PK2682</b> <b>7PK2710</b> <b>7PK2842</b> <b>7PK2875</b> <b>AP9048</b> <b>AP9063</b> <b>VD1099</b>	ALT, (-AC), OE-NO 1376751 ALT, (-AC), OE-NO 1129181 ALT, (AC) ALT, (-AC), OE-NO 1129182	
2.4 TDCi 4x4	11/06-08/14 H9FB	103	2402	<b>7PK2682</b> <b>7PK2710</b> <b>7PK2842</b> <b>7PK2875</b> <b>AP9048</b> <b>AP9063</b>	ALT, (-AC), OE-NO 1376751 ALT, (-AC), OE-NO 1129181 ALT, (AC) ALT, (-AC), OE-NO 1129182	
<b>TRANSIT Bus (E_)</b> 2.0	09/95-03/00 NSF, NSG	84	1998	<b>6PK1413</b> <b>6PK1775</b> <b>6PK1920</b>	ALT ALT, PS ALT	





FORD						
TRANSIT Bus (E_)						
↔					∞	<b>6PK1973</b> ALT, PS, AC
2.0, 2.0 i	09/91-09/94	NBA, NCA	66-72	1993-1994	∞	<b>AVX10X913</b> ALT
					▲▲▲	<b>CT687</b> CA
					▲▲▲	<b>CT687K1</b> CA, MTR-CODE: TL20 OHC
2.5 DI	08/91-07/94	4BC, 4CC, 4FA	51	2496	∞	<b>AVX10X930</b> VACP
					∞	<b>AVX13X1325</b> PS
					∞	<b>4PK1511</b> ALT
					▲▲▲	<b>CT1054</b> CA, 08/1991↔
					▲▲▲	<b>CT1054K2</b> CA
	09/91-07/94	4DA	59	2496	∞	<b>AVX13X1025</b> ALT
					∞	<b>4PK1485</b> ALT
					▲▲▲	<b>CT1054</b> CA
					▲▲▲	<b>CT1054K2</b> CA
	08/94-03/00	4FA, 4FB, 4FC, 4FD	51	2496	∞	<b>4PK1511</b> ALT
					∞	<b>6PK1432</b> PS, AC
					▲▲▲	<b>CT1054</b> CA, ↔09/1997
					▲▲▲	<b>CT1054K2</b> CA, ↔07/1997
					▲▲▲	<b>CT1055</b> CA, 10/1997↔
					▲▲▲	<b>CT1055K1</b> CA, 07/1997↔
	08/97-03/00	4ED	85	2496	∞	<b>AVX13X975</b> PS
					∞	<b>4PK1485</b> ALT
					∞	<b>6PK1432</b> PS, AC
					▲▲▲	<b>CT1055</b> CA, 10/1997↔
					▲▲▲	<b>CT1055K1</b> CA
2.5 DI, 2.5 TD	07/94-03/00	4GA, 4GB, 4GC, 4GD, 4GE, 4GF, 4HB, 4HC	56-63	2496	∞	<b>AVX13X1025</b> PS, (-AC), (-2.HEATER), ↔10/1996
					∞	<b>AVX13X975</b> PS, (-AC), (-2.HEATER), 10/1996↔
					∞	<b>4PK1485</b> ALT
					∞	<b>6PK1432</b> PS, (AC)
					∞	<b>6PK1635</b> PS, (AC), (2.HEATER)
					▲▲▲	<b>CT1054</b> CA, ↔09/1997
					▲▲▲	<b>CT1054K2</b> CA, ↔09/1997
					▲▲▲	<b>CT1055</b> CA, 10/1997↔
					▲▲▲	<b>CT1055K1</b> CA, 10/1997↔
						08/94-06/00
					∞	<b>6PK1432</b> PS, (AC)
					∞	<b>6PK1635</b> PS, (-AC), (2.HEATER)
					▲▲▲	<b>CT1055</b> CA
					▲▲▲	<b>CT1055K1</b> CA
2.5 TD	07/94-03/00	4EB, 4EC	74	2496	∞	<b>AVX13X1025</b> PS, ↔10/1996
					∞	<b>4PK1485</b> ALT
					∞	<b>6PK1432</b> PS, AC
					▲▲▲	<b>CT1054</b> CA, ↔09/1997
					▲▲▲	<b>CT1054K2</b> CA, ↔09/1997
					▲▲▲	<b>CT1055</b> CA, 10/1997↔
					▲▲▲	<b>CT1055K1</b> CA, 09/1997↔
TRANSIT Bus (T_)						
2.5 D	12/85-01/89	4AB	50	2496	∞	<b>AVX10X1250</b> ALT
					∞	<b>AVX10X1275</b> ALT
					∞	<b>AVX10X930</b> VACP
					∞	<b>AVX13X1015</b> PS
					∞	<b>4PK1520</b> ALT
					▲▲▲	<b>CT512</b> CA
					▲▲▲	<b>CT512K1</b> CA
TRANSIT CONNECT (P65_, P70_, P80_)						
1.8 16V	06/02-12/13	EYPA, EYPC, EYPD	85	1796	∞	<b>6PK1973</b> ALT, (AC)
					∞	<b>6PK2100</b> ALT, (AC)
					▲▲▲	<b>CT978</b> CA
					▲▲▲	<b>CT978K1</b> CA
					▲▲▲	<b>CT978WP1</b> CA
1.8 Di, 1.8 TDCi	06/02-12/13	BHPA, P7PA, P7PB, R2PA,	55-66	1753	∞	<b>6PK1413</b> ALT, (AC), ↔05/2003
					∞	<b>6PK1460</b> ALT, (AC), 05/2003↔



ContiTech



FORD

**FORD**

**TRANSIT CONNECT (P65\_, P70\_, P80\_)**

					<b>6PK1715</b> <b>6PK1715K1</b> <b>6PK1743</b> <b>CT983</b> <b>CT983K1</b> <b>AP9045</b> <b>AP9046</b> <b>VD1039</b> <b>MS26</b>	ALT, (AC), ⇨05/2007 ALT, (AC), ⇨05/2007 ALT, (AC), 05/2007⇨ INJP INJP, (AUTOM-TP) OPT ⇨05/2006 FOR ART-NO: VD1039
1.8 TDCi	08/06-12/13	RWPA, RWPC, RWPD	81	1753	<b>6PK1460</b> <b>6PK1715</b> <b>6PK1743</b> <b>CT983</b> <b>CT983K1</b> <b>AP9045</b> <b>AP9046</b>	ALT, (AC), 05/2003⇨ ALT, (AC), ⇨05/2007 ALT, (AC), 05/2007⇨ CA CA OPT

**TRANSIT CONNECT / COURIER**

1.0 EcoBoost	02/14-	SFCA, SFCB, SFCC, SFCD	74	998	<b>6PK1502 EXTRA</b>	
1.5 TDCi	02/14-	UGCA, UGCB, XUCC, XUCD	55	1499	<b>6PK800</b> <b>6PK962</b> <b>CT1162</b> <b>CT1162K1</b> <b>CT1162WP1</b> <b>VD1096</b>	ALT, (AC) ALT, (AC) CA CA CA
1.6 EcoBoost	02/13-	JQGA	110	1596	<b>6PK1555</b> <b>CT881</b> <b>CT881K6</b>	ALT CA CA
1.6 TDCi	02/13-	T1GA, TZGA, TZGB, UBGA, T3CA, T3CB, T3CC	55-85	1560	<b>6PK800</b> <b>6PK962</b> <b>CT1162</b> <b>CT1162K1</b> <b>CT1162WP1</b> <b>VD1096</b>	ALT, (AC) ALT, (AC) CA CA CA

**TRANSIT CONNECT Box**

1.0 EcoBoost	02/13-	M2GA	74	998	<b>6PK1502 EXTRA</b>	
--------------	--------	------	----	-----	----------------------	--

**TRANSIT CUSTOM Box / Platform/Chassis**

2.2 TDCi	08/13-	DRF5, DRFG, DRFF, CVF5, CYF5	74-114	2198	<b>4PK922 ELAST</b> <b>4PK922 ELAST T1</b> <b>6PK1685</b> <b>6PK873 ELAST</b> <b>6PK873 ELAST T1</b> <b>AP9048</b>	PS, (FWD) PS, (FWD) ALT, (AC), (FWD) ALT, (AC), (FWD) ALT, PS, (AC), (FWD)
	04/06-08/14	P8FA, P8FB, QVFA	63-81	2198	<b>4PK922 ELAST</b> <b>4PK922 ELAST T1</b> <b>6PK1670</b> <b>6PK873 ELAST</b> <b>6PK873 ELAST T1</b> <b>AP9048</b> <b>AP9063</b>	PS PS, (AC) ALT, (AC) ALT, (AC) ALT, PS, (AC), 2 BELTS
		QWFA, PGFA, PGFB, UHFA, UHFB, UHFC, SRFA, SRFB, SRFC, SRFD, SRFE	85-103	2198	<b>4PK922 ELAST</b> <b>4PK922 ELAST T1</b> <b>6PK1670</b> <b>6PK873 ELAST</b> <b>6PK873 ELAST T1</b> <b>AP9048</b> <b>AP9063</b> <b>VD1098</b>	PS PS, (AC) ALT, (AC) ALT, (AC) ALT, PS, (AC), 2 BELTS
	04/12-	CYF4, CYFF, CVFF, DRFG, DRFF, DRF4	74-114	2198	<b>4PK922 ELAST</b> <b>4PK922 ELAST T1</b> <b>6PK1685</b>	PS PS ALT, (AC)





FORD						
TRANSIT CUSTOM Box / Platform/Chassis						
					6PK873 ELAST 6PK873 ELAST T1 AP9048	ALT, (AC) ALT, PS, (AC)
TRANSIT Platform/Chassis						
2.2 TDCi [RWD]	10/11-08/14	CVRA, CVRB, CVRC, CVRA, CVRB, CVRC, DRRR, DRRB, DRRC	74-114	2198	7PK2967 7PK3120 AP9048 AP9063 VD1099	ALT, (AC), (RWD), (4WD) ALT, (AC), (RWD), (4WD)
2.2 TDCi [RWD], 2.2 TDCi 4x4	08/13-	DRR5, CVR5, UYR6, CV24, CYR5, CY24, USR6	74-114	2198	7PK2967 7PK3120 AP9063	ALT, (AC), (RWD), (4WD) ALT, (AC), (RWD), (4WD)
2.3 16V [RWD]	04/06-08/14	GZFA, GZFC, GZFB	107	2261	6PK2205 6PK2280	ALT, (AC) ALT, (AC)
2.4 TDCi [RWD]	04/06-08/14	JXFA, JXFC, PHFA, PHFC	74-85	2402	7PK2682 7PK2842 AP9048 AP9063 VD1099	ALT, (AC) ALT, (AC) ⇒ 10/2010
		H9FD	103	2402	7PK2682 7PK2710 7PK2842 7PK2875 AP9048 AP9063 VD1099	ALT, (AC), OE-NO 1376751 ALT, (AC), OE-NO 1129181 ALT, (AC) ALT, (AC), OE-NO 1129182 ⇒ 10/2010
3.2 TDCi [RWD]	09/07-08/14	SAFA, SAFB	147	3199	7PK2682 7PK2842 AP9048 AP9063	ALT, (AC) ALT, (AC)
TRANSIT Platform/Chassis (E_)						
2.0	08/94-03/00	NSF, NSG	84	1998	6PK1413 6PK1775 6PK1920 6PK1973	ALT ALT, PS ALT ALT, PS, AC
	09/91-08/94	NCA	72	1994	6PK1413 6PK1775 6PK1930 6PK1973 CT687 CT687K1	ALT ALT, PS ALT ALT, PS, AC CA, MTR-CODE: TL20 OHC CA, MTR-CODE: TL20 OHC
2.5 DI	09/91-08/94	4DA	59	2496	AVX13X1025 4PK1485 6PK1432 6PK1635 CT1054 CT1054K2	PS, (AC), (-2.HEATER) ALT PS, AC PS, (AC), (2.HEATER) CA CA
					08/94-03/00	4HB, 4HC, 4FA, 4FB, 4FC, 4FD
	09/91-08/94	4BC, 4CC, 4FA	51	2496	AVX10X1075 AVX10X930 4PK1485 6PK1432	PS VACP ALT, MTR-CODE: 4BC, 4CC, 4FA PS, (AC)





ContiTech



FSO

**FORD**

**TRANSIT Platform/Chassis (E\_)**

					<b>6PK1635</b> <b>CT1054</b> <b>CT1054K2</b>	PS, (-AC), (2.HEATER) CA CA
2.5 TD	08/94-03/00	4GA, 4GB, 4GC, 4GD, 4GE, 4GF	63	2496	<b>AVX13X1025</b> <b>AVX13X975</b> <b>4PK1485</b> <b>6PK1432</b> <b>6PK1635</b> <b>CT1054</b> <b>CT1054K2</b> <b>CT1055</b> <b>CT1055K1</b>	PS, ⇨10/1996, (-AC), (-2.HEATER) PS, 10/1996⇨, (-AC), (-2.HEATER) ALT PS, (AC) PS, (-AC), (2.HEATER) CA, ⇨09/1997 CA, ⇨09/1997 CA, 10/1997⇨ CA, 10/1997⇨
		4EB, 4EC	74	2496	<b>AVX13X1025</b> <b>AVX13X975</b> <b>4PK1485</b> <b>4PK1511</b> <b>6PK1432</b> <b>6PK1635</b> <b>CT1054</b> <b>CT1054K2</b> <b>CT1055</b> <b>CT1055K1</b>	PS, ⇨10/1996, (-AC), (-2.HEATER) PS, 10/1996⇨, (-AC), (-2.HEATER) ALT, MTR-CODE: 4EC, 4GC ALT, MTR-CODE: 4EB, 4ED, 4HA PS, AC PS, (-AC), (2.HEATER) CA, ⇨09/1997 CA, ⇨09/1997 CA, 10/1997⇨ CA, 09/1997⇨
	11/92-08/94	4GA	63	2496	<b>AVX13X1025</b> <b>4PK1485</b> <b>6PK1432</b> <b>CT1054</b> <b>CT1054K2</b>	PS ALT PS, AC CA CA
2.5 TD, 2.5 DI	10/98-07/00	4ED, 4HA, 4HD	55-85	2496	<b>4PK1511</b> <b>6PK1432</b> <b>6PK1635</b> <b>CT1055</b> <b>CT1055K1</b>	ALT PS, (AC) PS, (-AC), (2.HEATER) CA CA
<b>TRANSIT Platform/Chassis (T_)</b>						
2.5 D CAT	01/86-01/89	4AB	50	2496	<b>CT512</b> <b>CT512K1</b>	CA CA
<b>TRANSIT Platform/Chassis (V_)</b>						
2.5 D	10/83-10/86	4AB	50	2496	<b>AVX10X1275</b> <b>AVX10X940</b> <b>CT512</b> <b>CT512K1</b>	ALT VACP CA CA

**FORD OTOSAN**

<b>TAUNUS</b>						
1.6	01/89-		52	1593	<b>11,9X868Ld</b> <b>CT685</b> <b>CT685K1</b>	ALT CA

**FORD USA**

<b>PROBE II (ECP)</b>						
2.0 16V	10/93-03/98	FS	85	1991	<b>4PK925</b> <b>5PK1030</b> <b>5PK1165</b> <b>CT787</b> <b>CT787K1</b>	ALT PS PS, AC CA CA

**FSO**

<b>125P</b>						
1.3 1300	10/67-08/92	116 C 076	47	1295	<b>AVX10X950</b>	ALT, ⇨10/1991
1.5 1500	10/67-08/92	115 C 076	55	1481	<b>AVX10X913</b> <b>AVX10X925</b>	ALT, ⇨12/1971 ALT, 01/1972⇨, ⇨10/1991
<b>LANOS Saloon</b>						
1.4	05/04-10/08	A13SM	55	1349	<b>AVX13X850</b>	AC







FSO						
<b>LANOS Saloon</b>						
					∞ 5PK869	ALT, (PS)
					∞ 5PK970	ALT, (PS)
					▲▲▲ CT874	CA
					▲▲▲ CT874K1	CA
1.6 16V	05/04-10/08	A16DMS	78	1598	∞ AVX13X850	AC
					∞ 5PK1005	ALT, (PS)
					∞ 5PK869	ALT, (-PS)
					▲▲▲ CT887	CA
					▲▲▲ CT887K1	CA
					▲▲▲ CT887WP1	CA
<b>POLONEZ II</b>						
1.5	08/88-08/92	AA	55	1481	∞ AVX10X913	ALT, 10/1989⇨
					▲▲▲ CT648	CA, 10/1989⇨
<b>POLONEZ III</b>						
1.4 i 16V	09/92-03/02	Rover K16 DOHC	76	1398	∞ 3PK765	PS
					∞ 4PK750	ALT
					▲▲▲ CT708	CA
					▲▲▲ CT708K1	CA
<b>POLONEZ III Saloon</b>						
1.6 i	09/92-03/02	147CK46	57	1598	∞ AVX10X925	ALT
					▲▲▲ CT1004	CA

GAZ						
<b>GAZELLE Box</b>						
2.4	10/93-08/01	ZMZ-402.10	66	2445	∞ 11,3X912Ld	PS
					∞ AVX10X1050	ALT
<b>GAZELLE Bus</b>						
2.9	01/03-01/10	UMZ-4215.10	75	2890	∞ 11,3X912Ld	ALT
<b>GAZELLE Platform/Chassis</b>						
2.4	10/93-08/01	ZMZ-402.10	66	2445	∞ 11,3X912Ld	PS
					∞ AVX10X1050	ALT
<b>VOLGA</b>						
2.3	02/93-12/10	ZMZ-4062.10	96	2287	∞ 6PK1217	ALT, (AC)
					∞ 6PK1370	ALT, (AC)
2.4	02/93-12/10	ZMZ-4021.10	59	2445	∞ 2XAVX10X1050	ALT
<b>VOLGA Estate</b>						
2.4	02/93-03/04	ZMZ-4021.10	59	2445	∞ AVX10X1050	ALT, 2x

HONDA						
<b>ACCORD IV (CB)</b>						
2.0 16V, 2.0 i 16V	01/90-03/93	F20A2, F20A3, F20A4, F20A8	81-98	1997	∞ 4PK1054	PS, (AUTOM)
					∞ 4PK1070	PS, (MANL)
					∞ 5PK1100	ALT, AC
					∞ 5PK955	ALT, (-AC)
					▲▲▲ CT799	CA
					▲▲▲ CT799K1	CA
					▲▲▲ CT800	BS
					▲▲▲ CT800K1	BS
<b>ACCORD V (CC, CD)</b>						
2.0 i, 2.0 i S	03/93-01/96	F20Z1, F20Z2	85-96	1997	∞ 4PK1054	PS, (AUTOM)
					∞ 4PK1070	PS, (MANL)
					∞ 5PK1100	ALT, (AC)
					∞ 5PK955	ALT, (-AC)
					▲▲▲ CT799	CA
					▲▲▲ CT799K1	CA
					▲▲▲ CT800	BS
					▲▲▲ CT800K1	BS
<b>ACCORD V (CE, CF)</b>						
1.9 i	02/96-10/98	F18A3	85	1850	∞ 4PK1070	PS
					∞ 5PK1100	ALT, AC
					∞ 5PK962	ALT
					▲▲▲ CT799	CA
					▲▲▲ CT799K1	CA





ContiTech



HONDA

**HONDA**

**ACCORD V (CE, CF)**

↔					<b>CT800</b>	BS
					<b>CT800K1</b>	BS
2.0 iLS	02/96-10/98	F20Z1	96	1997	<b>4PK1070</b>	PS
					<b>5PK1100</b>	ALT, AC
					<b>5PK962</b>	ALT
					<b>CT799</b>	CA
					<b>CT799K1</b>	CA
					<b>CT800</b>	BS
					<b>CT800K1</b>	BS

**ACCORD VI (CG, CK, CH)**

1.8 i	10/98-12/02	F18B2	100	1850	<b>4PK1062</b>	PS
					<b>6PK1100</b>	ALT, (AC)
					<b>6PK948</b>	ALT, (-AC)
					<b>CT1001</b>	CA
					<b>CT1001K1</b>	CA
					<b>CT800</b>	BS
					<b>CT800K1</b>	BS
2.0	12/99-12/02	F20B6	108	1997	<b>4PK1062</b>	PS
					<b>6PK1105</b>	ALT, (AC)
					<b>6PK955</b>	ALT, (-AC)
					<b>CT1001</b>	CA
					<b>CT1001K1</b>	CA
					<b>CT800</b>	BS
					<b>CT800K1</b>	BS
2.0 i	10/98-01/01	F20B6	108	1997	<b>4PK1062</b>	PS
					<b>6PK1100</b>	ALT, (AC)
					<b>6PK948</b>	ALT, (-AC)
					<b>CT1001</b>	CA
					<b>CT1001K1</b>	CA
					<b>CT800</b>	BS
					<b>CT800K1</b>	BS

**ACCORD VII (CL)**

2.0	02/03-05/08	K20A6	114	1998	<b>7PK1760</b>	ALT, PS, AC
2.2 i-CTDi	01/04-05/08	N22A1	103	2204	<b>7PK2265</b>	MTR-CODE: N22A1RBD, ALT
					<b>AP9068</b>	
2.4	02/03-05/08	K24A, K24A3	140	2354	<b>7PK1749</b>	ALT

**ACCORD VII Tourer (CM)**

2.0	04/03-05/08	K20A6	114	1998	<b>7PK1760</b>	ALT, PS, AC
2.2 i-CTDi	01/04-05/08	N22A1	103	2204	<b>7PK1785</b>	ALT, CH-NO 8C200136⇔
					<b>7PK2265</b>	ALT, ⇔CH-NO 8C200135
					<b>AP9068</b>	
2.4	04/03-05/08	K24A	140	2354	<b>7PK1749</b>	ALT

**ACCORD VIII (CU)**

2.0 i	07/08-06/15	R20A3	115	1997	<b>7PK1635</b>	ALT
2.2 i-DTEC	07/08-06/15	N22B1	110	2199	<b>7PK1635</b>	ALT, 01/2009⇔, ⇔12/2011, (MANL)
					<b>7PK1642</b>	ALT, 01/2012⇔
					<b>7PK1642</b>	ALT, 01/2009⇔, ⇔12/2011, (5-GEAR-AUTOM)
					<b>AP9068</b>	
2.4 i	07/08-06/15	K24Z3	148	2354	<b>7PK1715</b>	ALT

**ACCORD VIII Estate**

2.0 i	07/08-	R20A3	115	1997	<b>7PK1635</b>	ALT
2.2 i-DTEC	07/08-	N22B1	110	2199	<b>7PK1635</b>	ALT, 01/2009⇔, ⇔12/2011, (MANL)
					<b>7PK1642</b>	ALT, 01/2012⇔
					<b>7PK1642</b>	ALT, 01/2009⇔, ⇔12/2011, (5-GEAR-AUTOM)
					<b>AP9068</b>	

**CIVIC I Hatchback (SB)**

1200	03/77-12/80	EB2, EB3	40-44	1238	<b>AVX10X940</b>	ALT
					<b>CT669</b>	CA
					<b>CT669K1</b>	CA

**CIVIC II Hatchback (SS, SL)**

1300 L	09/79-09/83	EN1	44	1335	<b>AVX10X950</b>	ALT
					<b>CT669</b>	CA
					<b>CT669K1</b>	CA





HONDA						
<b>CIVIC II Hatchback (SS, SL)</b> 1.4 i 16V	01/88-12/92	D14A1	66	1396	AVX10X788 3PK760 4PK870 CT1070	PS ALT AC CA
<b>CIVIC IV Hatchback (EC, ED, EE)</b> 1.4 L	10/87-12/89	D14A1	66	1396	AVX10X785 3PK760 4PK870 CT1070 CT1070K1	PS ALT AC CA CA
1.5 i 16V	10/88-09/91	D15B2	66	1493	AVX10X785 3PK760 4PK870 CT1070 CT1070K1	PS ALT AC CA CA
<b>CIVIC V (EG, EJ)</b> 1.3 16V	10/91-11/95	D13B2	55	1343	4PK780 4PK815 4PK875 4PK975 CT1070 CT1070K1	ALT PS AC AC CA CA
1.5 i 16V	10/91-11/95	D15B2, D15Z2	66	1493	4PK780 4PK815 4PK870 CT1070 CT1070K1	ALT PS AC CA CA
1.5 i LSi	08/93-11/95	D15B7	74	1493	4PK780 4PK795 4PK815 CT1070 CT1070K1	ALT AC, MTR-CODE: D15B7 PS CA CA
1.6 16V Vtec	10/91-11/95	D16Z6	92	1590	4PK780 4PK795 4PK815 CT862 CT863 CT863K1	ALT AC PS CA, OE-NO 14400-P1G-E01 CA, OE-NO 14400-P1H-E01 CA, OE-NO 14400-P1H-E01
<b>CIVIC VI (EJ, EK, MA, MB, MC)</b> 1.4 16V	04/98-02/01	D14A7, D14A8	55-66	1396	4PK790 4PK825 4PK845 CT862 CT862K1	ALT AC PS CA CA
1.4 i	09/94-02/01	D14A2, D14A8, D14Z4, D14A6	66	1396	4PK790 4PK795 4PK815 CT1070 CT1070K1 CT862 CT862K1	ALT AC PS CA, MTR-CODE: D14A2 CA, MTR-CODE: D14A2 CA, MTR-CODE: D14Z4, D14A8 CA, MTR-CODE: D14Z4, D14A8
	09/95-02/01	D14A5, D14A7, D14Z3	55	1396	4PK790 4PK800 4PK815 CT1070 CT1070K1	ALT AC PS CA CA
1.4 i, 1.4 i S	11/95-02/01	D14A3, D14Z1, D14A4, D14Z4, D14Z2	55-66	1396	4PK800 4PK825 4PK845 CT862 CT862K1	ALT AC PS CA CA





ContiTech



HONDA

**HONDA**

**CIVIC VI (EJ, EK, MA, MB, MC)**

↔ 1.5 16V	01/97-02/01	D15Z8	84	1493	∞ ∞ ∞ ▲ ▲	<b>4PK790</b> <b>4PK825</b> <b>4PK845</b> <b>CT862</b> <b>CT862K1</b>	ALT AC PS CA CA
1.5 i	11/95-02/01	D15Z6	84	1493	∞ ∞ ∞ ▲ ▲	<b>4PK800</b> <b>4PK825</b> <b>4PK845</b> <b>CT862</b> <b>CT862K1</b>	ALT AC PS CA CA
1.6 16V	01/97-02/01	D16B2	85	1590	∞ ∞ ∞ ▲ ▲	<b>4PK790</b> <b>4PK825</b> <b>4PK845</b> <b>CT863</b> <b>CT863K1</b>	ALT AC PS CA, OE-NO 14400-P1H-E01 CA, OE-NO 14400-P1H-E01
1.6 i	09/94-01/97	D16Y3	83	1590	∞ ∞ ∞ ▲ ▲	<b>4PK790</b> <b>4PK795</b> <b>4PK815</b> <b>CT763</b> <b>CT763K1</b>	ALT AC PS CA CA
	11/95-02/01	D16Y5	84	1590	∞ ∞ ∞ ▲ ▲ ▲	<b>4PK800</b> <b>4PK825</b> <b>4PK845</b> <b>CT862</b> <b>CT863</b> <b>CT863K1</b>	ALT AC PS CA, OE-NO 14400-P1G-E01 CA, OE-NO 14400-P1H-E01 CA, OE-NO 14400-P1H-E01
1.6 VTI	11/95-02/01	B16A2	118	1595	∞ ∞ ∞ ▲ ▲	<b>4PK775</b> <b>4PK845</b> <b>4PK875</b> <b>CT794</b> <b>CT794K1</b>	ALT AC PS CA CA
1.8 16V	04/98-02/01	B18C4	124	1797	∞ ∞ ∞ ▲	<b>4PK790</b> <b>4PK845</b> <b>4PK925</b> <b>CT1125</b>	ALT AC PS CA

**CIVIC VII (EU, EP, ES, EV)**

1.4, 1.4 iS	12/00-09/05	D14Z5, D14Z6	66	1396	∞ ∞ ▲ ▲	<b>6PK858</b> <b>6PK995</b> <b>CT1081</b> <b>CT1081K1</b>	ALT, (AC) ALT, (AC) CA CA
1.6, 1.6 i	02/01-09/05	D16V1	81	1590	∞ ∞ ▲ ▲	<b>6PK858</b> <b>6PK995</b> <b>CT1082</b> <b>CT1082K1</b>	ALT, (AC) ALT, (AC) CA CA
1.7 CTDi	01/02-09/05	4EE-2	74	1686	∞ ∞ ▲ ▲	<b>6PK1275</b> <b>6PK1623</b> <b>CT1078</b> <b>CT1078K1</b>	ALT, (AC) ALT, (AC) CA CA
2.0 Type-R	09/01-09/05	K20A2	147	1998	∞ ∞	<b>7PK1272</b> <b>7PK1642</b>	ALT, (AC) ALT, (AC)



























































**CIVIC VIII (FD, FA)**

1.8	09/05-02/12	R18A1	103	1799	∞	<b>7PK2061</b>	ALT
-----	-------------	-------	-----	------	---	----------------	-----

**CIVIC VIII (FN, FK)**

1.4	09/05-	L13A7	61	1339	∞ ∞	<b>5PK1140</b> <b>5PK847</b>	ALT, (AC) ALT, (AC)
	10/08-	L13Z1	73	1339	∞ ∞	<b>5PK1140</b> <b>5PK860</b>	ALT, (AC) ALT, (AC)
1.8	09/05-	R18A2	103	1799	∞	<b>7PK1538</b>	ALT, (AC)
					∞	<b>7PK2061</b>	ALT, (AC)
2.2 CTDi	09/05-	N22A2	103	2204	∞ ◎	<b>7PK1642</b> <b>AP9068</b>	ALT
Type R	09/06-	K20Z4	148	1998	∞	<b>7PK1642</b>	ALT



					ContiTech	
<b>HONDA</b>						
<b>CIVIC IX (FK)</b> 2.2 i-DTEC	02/12-	N22B4	110	2199	 <b>7PK2345</b>	ALT, OE-NO NCA2211 CA
<b>CONCERTO (HW)</b> 1.5 i 16V	08/89-03/95	D15B2	66	1493	 <b>AVX10X888</b>  <b>3PK760</b>  <b>3PK785</b>  <b>4PK815</b>  <b>4PK870</b>  <b>CT1070</b>  <b>CT1070K1</b>	PS ALT, ⇨12/1991 ALT, 01/1992⇨ AC, 01/1992⇨ AC, ⇨12/1991 CA CA
<b>CR-V I (RD)</b> 2.0 16V, 2.0 16V 4WD	10/95-02/02	B20B, B20Z1	94-108	1973	 <b>4PK825</b>  <b>4PK845</b>  <b>4PK895</b>  <b>CT1006</b>  <b>CT1006K1</b>	ALT AC PS CA CA
<b>CR-V II (RD )</b> 2.0	09/01-09/06	K20A4	110	1998	 <b>7PK1730</b>	ALT, (AC)
2.2 CTDi	02/05-09/06	N22A2	103	2204	 <b>7PK2265</b>  <b>AP9068</b>	ALT
<b>CR-V III (RE)</b> 2.0 i 4WD	01/07-	R20A2	110	1997	 <b>4PK1054</b>  <b>6PK1100</b>  <b>7PK2061</b>	PS ALT, AC ALT, PS, AC
2.2 i-CTDi 4WD	01/07-	N22A2	103	2204	 <b>7PK1785</b>  <b>7PK2265</b>  <b>AP9068</b>	ALT, CH-NO 8C200136⇨ ALT, ⇨CH-NO 8C200135
2.2 i-DTEC 4WD	01/07-	N22B3	110	2199	 <b>7PK1815</b>  <b>AP9068</b>	ALT, 01/2010⇨, ⇨12/2012
2.4 i-VTEC 4WD	09/09-	K24Z4, K24Z1	122	2354	 <b>7PK1749</b>	ALT
<b>CR-V IV (RE)</b> 2.2 i-DTEC AWD	10/12-	N22B4	110	2199	 <b>7PK1635</b>	ALT, 01/2010⇨, ⇨12/2012
<b>CRX III (EH, EG)</b> 1.6 ESI	03/92-12/98	D16Y8, D16Z6	92	1590	 <b>4PK1020</b>  <b>4PK780</b>  <b>4PK795</b>  <b>4PK800</b>  <b>4PK815</b>  <b>4PK825</b>  <b>CT863</b>  <b>CT863K1</b>	PS, 01/1996⇨ ALT, ⇨12/1995 AC, ⇨12/1995 ALT, 01/1996⇨ PS, ⇨12/1995 AC, 01/1996⇨ CA CA
<b>CR-Z (ZF1)</b> 1.5 Hybrid	06/10-	LEA1	84	1497	 <b>4PK1165</b>	ALT
<b>FR-V (BE)</b> 1.7	08/04-	D17A2	92	1668	 <b>4PK1028</b>  <b>6PK986</b>  <b>CT1082</b>	PS AC CA
2.0	02/05-	K20A9	110	1998	 <b>7PK1770</b>	ALT
2.2 i CTDi	07/05-	N22A1	103	2204	 <b>7PK1785</b>  <b>7PK2265</b>  <b>AP9068</b>	ALT, CH-NO 8C200136⇨ ALT, ⇨CH-NO 8C200135
<b>HR-V (GH)</b> 1.6 16V	03/99-	D16W1	77	1590	 <b>4PK800</b>  <b>4PK845</b>  <b>4PK845</b>  <b>CT863</b>  <b>CT863K1</b>	ALT AC PS CA CA
1.6 16V 4WD	03/99-	D16W1, D16W5	77-91	1590	 <b>4PK800</b>  <b>4PK845</b>  <b>CT863</b>  <b>CT863K1</b>	ALT AC CA CA
<b>INSIGHT (ZE )</b> 1.3 Hybrid	04/09-	LDA3	73	1339	 <b>4PK1165</b>	WP



ContiTech



## HONDA

### JAZZ II (GD)

↔ 1.2	03/02-07/08	L12A1	57	1243	∞	<b>5PK1155</b>	ALT, MTR-CODE: L12A1, (AC), (2004&it)
					∞	<b>5PK847</b>	ALT, (-AC), MTR-CODE: L12A1
					∞	<b>6PK1138</b>	ALT, (AC), (>2003)
1.3	03/02-07/08	L13A1	61	1339	∞	<b>5PK1140</b>	ALT, (AC), (>2003)
					∞	<b>5PK1155</b>	ALT, MTR-CODE: L12A1, (AC), (2004&it)
					∞	<b>5PK847</b>	ALT, (-AC), MTR-CODE: L12A1
1.3 iDSi	03/02-09/07	L13A1	63	1339	∞	<b>5PK1155</b>	ALT, (AC), (⇒ 2004)
					∞	<b>5PK847</b>	ALT, (-AC)
					∞	<b>6PK1138</b>	ALT, (AC), (⇒  2003)

### JAZZ III (GE)

1.2	07/08-	L12B1	66	1198	∞	<b>5PK1140</b>	ALT, (AC)
					∞	<b>5PK860</b>	ALT, (-AC)
1.3 i	07/08-	L13Z1	73	1339	∞	<b>4PK800</b>	ALT
					∞	<b>5PK1135</b>	AC
1.4	11/08-	L13Z1	74	1339	∞	<b>5PK1140</b>	ALT

### LOGO (GA3)

1.3	03/99-03/02	D13B7	48	1343	∞	<b>3PK890</b>	PS
					∞	<b>4PK800</b>	AC
					▲▲▲	<b>CT1081</b>	CA

### PRELUDE V (BB)

2.0 16V	10/96-10/00	F20A4	98	1997	∞	<b>4PK1054</b>	PS
					∞	<b>6PK1075</b>	
					∞	<b>6PK948</b>	ALT, (-AC)
					▲▲▲	<b>CT799</b>	CA
					▲▲▲	<b>CT799K1</b>	CA
					▲▲▲	<b>CT800</b>	BS
					▲▲▲	<b>CT800K1</b>	BS

### S2000 (AP)

2.0	06/99-	F20C VTEC	177	1997	∞	<b>6PK1138</b>	ALT, (-AC)
					∞	<b>6PK1468</b>	ALT, (AC)

### STREAM (RN)

2.0 16V	05/01-	K20A1	115	1998	∞	<b>7PK1388</b>	ALT, (AC)
					∞	<b>7PK1770</b>	ALT, (AC)

## HYUNDAI

### ACCENT (X-3)

1.3, 1.3 i 12V	10/94-01/00	G4EH	55-62	1341	∞	<b>4PK611</b>	PS
					∞	<b>4PK850</b>	AC, 06/1997⇒
					∞	<b>4PK875</b>	AC, ⇒06/1997
					∞	<b>4PK895</b>	ALT
					▲▲▲	<b>CT738</b>	CA
					▲▲▲	<b>CT738K2</b>	CA
1.5 i 12V	10/94-01/00	G4EK	65	1495	∞	<b>4PK611</b>	PS
					∞	<b>4PK850</b>	AC, 06/1997⇒
					∞	<b>4PK875</b>	AC, ⇒06/1997
					∞	<b>4PK895</b>	ALT
					▲▲▲	<b>CT738</b>	CA
					▲▲▲	<b>CT738K2</b>	CA

### ACCENT I (X-3)

1.3	09/95-05/98	G4EH	40	1341	∞	<b>4PK611</b>	PS
					∞	<b>4PK850</b>	AC
					∞	<b>4PK900</b>	ALT
					▲▲▲	<b>CT738</b>	CA
					▲▲▲	<b>CT738K2</b>	CA
					1.3, 1.3 i 12V	10/94-01/00	G4EH
∞	<b>4PK850</b>	AC, 06/1997⇒					
∞	<b>4PK875</b>	AC, ⇒06/1997					
∞	<b>4PK895</b>	ALT					
▲▲▲	<b>CT738</b>	CA					
▲▲▲	<b>CT738K2</b>	CA					
1.5 i 12V	10/94-01/00	G4EK	65	1495	∞	<b>4PK611</b>	PS
					∞	<b>4PK850</b>	AC, 06/1997⇒





ContiTech



**HYUNDAI**

**ACCENT I (X-3)**

					∞ ∞ ▲▲▲ ▲▲▲	<b>4PK875</b> <b>4PK895</b> <b>CT738</b> <b>CT738K2</b>	AC, ⇨06/1997 ALT CA CA
1.5 i 16V	12/95-01/00	G4ER	73	1495	∞ ∞ ∞ ∞ ∞ ∞ ∞ ∞ ▲▲▲ ▲▲▲	<b>4PK611</b> <b>4PK815</b> <b>4PK825</b> <b>4PK830</b> <b>4PK845</b> <b>4PK855</b> <b>4PK895</b> <b>CT942</b> <b>CT942K1</b>	PS AC, 09/1997⇨ AC, 06/1997⇨, ⇨09/1997 AC, ⇨06/1997 ALT, ⇨08/1999 ALT, 09/1999⇨ AC, OE-NO 2521222030 CA CA

**ACCENT II (LC)**

1.3	01/00-11/05	G4EA, G4EH	55-63	1341	∞ ∞ ∞ ▲▲▲ ▲▲▲	<b>4PK611</b> <b>4PK855</b> <b>4PK895</b> <b>CT1062</b> <b>CT1062K1</b>	PS AC ALT CA CA
1.5	01/00-11/05	G4EB	66	1495	∞ ∞ ∞ ▲▲▲ ▲▲▲	<b>4PK611</b> <b>4PK850</b> <b>4PK895</b> <b>CT1062</b> <b>CT1062K1</b>	PS AC ALT CA CA
	09/99-11/05	G4FK, G4EC-G	75	1495	∞ ∞ ∞ ▲▲▲ ▲▲▲	<b>4PK611</b> <b>4PK815</b> <b>4PK855</b> <b>CT942</b> <b>CT942K1</b>	PS AC ALT CA CA
1.5 CRDi	04/02-11/05	D3EA	60	1493	∞ ∞ ▲▲▲ ▲▲▲ ◎	<b>6PK1400</b> <b>6PK1440</b> <b>CT1099</b> <b>CT1099K2</b> <b>AP9062</b>	ALT, (PS) ALT, (PS) CA CA CA
1.6	12/02-11/05	G4ED-G	77	1599	∞ ∞ ∞ ▲▲▲ ▲▲▲	<b>AVX13X655</b> <b>4PK815</b> <b>4PK855</b> <b>CT942</b> <b>CT942K1</b>	PS AC ALT CA CA

**ACCENT III (MC)**

1.4 GL	11/05-11/10	G4EE	71	1399	∞ ∞ ▲▲▲ ▲▲▲	<b>4PK815</b> <b>4PK850</b> <b>CT942</b> <b>CT942K1</b>	AC ALT CA CA
1.5 CRDi GLS	11/05-11/10	D4FA	81	1493	∞ ∞ ∞ ∞ ∞ ∞ ◎ ◎ ◎	<b>5PK1640</b> <b>5PK1646</b> <b>5PK1800</b> <b>5PK1815</b> <b>5PK1850</b> <b>5PK1855</b> <b>AP9062</b> <b>AP9069</b> <b>VD1115</b>	ALT, (AC), ⇨04/2008 ALT, (AC), 08/2008⇨ ALT, HYDP, (AC), ⇨04/2008 ALT, (AC), 04/2008⇨ ALT, (AC), ⇨04/2008 ALT, HYDP, (AC), 04/2008⇨
1.6 GLS	11/05-11/10	G4ED	82	1599	∞ ∞ ▲▲▲ ▲▲▲	<b>4PK815</b> <b>4PK850</b> <b>CT942</b> <b>CT942K1</b>	AC ALT CA CA

**ACCENT IV (RB)**

1.4	11/10-	G4FA	79-80	1396	∞ ∞	<b>6PK1256</b> <b>6PK955</b>	ALT, (AC) ALT, (AC)
1.6	11/10-	G4FC	90-91	1591	∞	<b>6PK1256</b>	ALT, (AC)



HYUNDAI



ContiTech



**HYUNDAI**

**ACCENT IV (RB)**

↔					∞	<b>6PK955</b>	ALT, (AC)
1.6 CRDi	10/11-	D4FB	94	1582	∞	<b>5PK1646</b>	ALT, (AC)
					⊙	<b>AP9069</b>	

**ATOS / ATOS PRIME (MX)**

1.0 i	03/01-	G4HC-E	43	999	∞	<b>AVX13X775</b>	PS, ⇨08/2002
					∞	<b>4PK673</b>	AC
					∞	<b>4PK750</b>	PS, 08/2002⇨
					∞	<b>4PK770</b>	ALT
					∞	<b>CT1013</b>	CA
					▬	<b>CT1013K1</b>	CA
	02/98-03/02	G4HC	40	999	∞	<b>AVX13X775</b>	PS
					∞	<b>4PK673</b>	AC
					∞	<b>4PK770</b>	ALT
					▬	<b>CT1013</b>	CA
					▬	<b>CT1013K1</b>	CA
1.1	03/04-	G4HG	46	1086	∞	<b>4PK673</b>	AC, 06/2005⇨
					∞	<b>4PK750</b>	PS, 06/2005⇨
					∞	<b>4PK780</b>	ALT, 06/2005⇨
					▬	<b>CT1013</b>	CA, 06/2005⇨
					▬	<b>CT1013K1</b>	CA, 06/2005⇨
	06/03-	G4HD	43	1086	∞	<b>AVX13X775</b>	PS, (-AC), (LHD)
					∞	<b>4PK673</b>	AC, (-PS)
					∞	<b>4PK750</b>	PS, (-AC), (RHD)
					∞	<b>4PK780</b>	ALT
					∞	<b>4PK870</b>	PS, (AC)
					▬	<b>CT1013</b>	CA
					▬	<b>CT1013K1</b>	CA

**COUPE (GK)**

1.6 16V	03/02-08/09	G4ED-G	77	1599	∞	<b>AVX13X655</b>	PS
					∞	<b>4PK815</b>	AC
					∞	<b>4PK845</b>	ALT
					▬	<b>CT942</b>	CA
					▬	<b>CT942K1</b>	CA
2.0 GLS	02/03-08/09	G4GC-G	105	1975	∞	<b>3PK675</b>	PS
					∞	<b>4PK850</b>	AC, ⇨09/2006
					∞	<b>4PK855</b>	AC, 10/2006⇨
					∞	<b>4PK875</b>	ALT
					▬	<b>CT937</b>	CA
					▬	<b>CT937K1</b>	CA, ⇨05/2006, (MANL-TP)
					▬	<b>CT937K2</b>	CA, 05/2006⇨, (AUTOM-TP)
2.7 V6	03/02-08/09	G6BA-G	123	2656	∞	<b>6PK1693</b>	ALT, (AC), 10/2003⇨
					∞	<b>6PK1705</b>	ALT, (-AC), ⇨10/2003
					∞	<b>6PK2000</b>	ALT, (AC)
					▬	<b>CT1085</b>	CA
					▬	<b>CT1085K1</b>	CA

**COUPE (RD)**

1.6 16V	03/98-04/02	G4GR	85	1599	∞	<b>AVX13X655</b>	PS
					∞	<b>4PK815</b>	AC, 05/2000⇨
					∞	<b>4PK845</b>	ALT, 09/2001⇨
					∞	<b>4PK850</b>	AC, ⇨05/2000
					∞	<b>4PK875</b>	ALT, ⇨09/2001
					▬	<b>CT781</b>	CA
					▬	<b>CT781K2</b>	CA
1.6 i 16V	12/96-04/02	4G61	84	1599	∞	<b>AVX13X655</b>	PS
					∞	<b>4PK815</b>	AC, 05/2000⇨
					∞	<b>4PK850</b>	AC, ⇨05/2000
					∞	<b>4PK875</b>	ALT
					▬	<b>CT781</b>	CA
					▬	<b>CT781K2</b>	CA
2.0 16V	08/96-04/02	G4GF	102	1975	∞	<b>AVX13X655</b>	PS
					∞	<b>4PK850</b>	AC







HYUNDAI						
<b>COUPE (RD)</b>						
					4PK875 CT937 CT937K1	ALT CA CA
<b>ELANTRA (HD)</b>						
1.6 CVVT	06/06-06/11	G4FC	90	1591	6PK1256 6PK955	ALT, (AC) ALT, (AC)
2.0 CVVT	06/06-05/10	G4GC	103	1975	4PK855 4PK890 CT937 CT937K2	AC ALT CA CA
<b>ELANTRA (MD, UD)</b>						
1.6	06/11-	G4FG	97	1591	6PK1256 6PK955	ALT, (AC) ALT, (AC)
<b>ELANTRA (XD)</b>						
1.6	06/00-07/06	G4GR, G4ED-G	66-79	1599	AVX13X655 4PK815 4PK850 CT942 CT942K1	PS AC ALT CA CA
		G4GR	66	1599	AVX13X655 4PK815 4PK845 CT942 CT942K1	PS AC ALT CA CA
1.8	06/00-07/06	G4BB	79-97	1795	3PK670 4PK850 4PK855 4PK875 4PK890 CT781 CT781K2	PS, ⇨07/2003 AC, ⇨07/2003 AC, 08/2003⇨ ALT, ⇨07/2003 ALT, 08/2003⇨ CA CA
2.0	10/03-07/06	G4GC	105	1975	4PK850 4PK875 CT937 CT937K1 CT937K2	AC ALT CA CA, ⇨05/2006, (MANL-TP) CA, 05/2006⇨, (AUTOM-TP)
2.0 CRDi	04/01-07/06	D4EA	83	1991	6PK1510 6PK1515K1 CT1099 CT1099K2 AP9065 VD1116	ALT ALT, (AC) CA, MTR-CODE: D4EA CA
<b>GALLOPER II (JK-01)</b>						
2.5 TD intercooler	08/98-12/03	D4BH	73	2476	AVX13X785 AVX13X925 2XAVX10X1100 CT1107 CT1107K1 CT921 CT921K2	PS AC ALT BS BS CA CA
<b>GETZ (TB)</b>						
1.1	09/02-09/05	G4HD	46	1086	4PK673 4PK750 4PK770 4PK870 CT1013 CT1013K1	AC PS, (-AC) ALT PS, (AC) CA CA
	09/05-06/09	G4HD	49	1086	4PK755 4PK780 4PK875 CT1013 CT1013K1	PS, (-AC) ALT PS, (AC) CA CA





ContiTech



**HYUNDAI**

GETZ (TB)						
↔ 1.3, 1.3 i	09/02-09/05	G4EA	60-63	1341	∞ ∞ ∞ ▲ ▲	4PK611 PS 4PK850 AC 4PK895 ALT CT1062 CA CT1062K1 CA
1.4 i	08/05-	G4EE	71	1399	∞ ∞ ∞ ▲ ▲	AVX13X655 PS 4PK830 AC 4PK850 ALT CT942 CA CT942K1 CA
1.5 CRDi	03/03-09/05	D3EA	60	1493	∞ ∞ ▲ ▲ ⊙ ⊙ ⊙	6PK1400 ALT, (-PS) 6PK1440 ALT, (PS) CT1099 CA, MTR-CODE: D3EA CT1099K2 CA AP9062 AP9069 VD1115
	08/05-06/09	D4FA	65	1493	∞ ∞ ∞ ∞ ∞ ∞ ∞ ⊙ ⊙	5PK1640 ALT, (-AC), 11/2006↔, ↔04/2008 5PK1646 ALT, (-AC), 08/2008↔ 5PK1800 ALT, HYDP, (AC), ↔04/2008 5PK1815 ALT, (AC), 04/2008↔ 5PK1840 ALT, (PS), (AC), ↔10/2005 5PK1850 ALT, (AC), ↔04/2008 5PK1855 ALT, HYDP, (AC), 04/2008↔ AP9062 AP9069
1.6	09/02-09/05	G4ED-G	77	1599	∞ ∞ ∞ ▲ ▲	AVX13X670 PS 4PK825 AC 4PK850 ALT CT942 CA CT942K1 CA
	08/05-	G4ED-G	78	1599	∞ ∞ ∞ ▲ ▲	AVX13X655 PS 4PK825 AC 4PK850 ALT CT942 CA CT942K1 CA
H-1 / H-1 STAREX						
2.4	06/97-04/04	G4CS	82	2351	∞ ∞ ▲ ▲ ▲ ▲	AVX13X1000 PS 4PK975 ALT CT801 CA CT801K1 CA CT991 BS CT991K3 BS
2.5 CRDi	08/03-12/07	D4CB	103	2497	∞ ∞ ∞ ⊙	5PK1393 PS 7PK1730 ALT, (AC) 7PK2283 ALT, AC AP9072 (5-GEAR)
	02/08-	D4CB	125	2497	∞ ∞ ∞	7PK1715 ALT, (-AC) 7PK1730 7PK2265 ALT, (AC)
2.5 CRDi, 2.5 CRDi 4WD	12/02-04/04	D4CB	103	2497	∞ ⊙	7PK1730 AP9072 (5-GEAR)
2.5 D, 2.5 TD	06/97-10/05	D4BH, D4BF	59-73	2476	∞ ∞ ∞ ▲ ▲ ▲ ▲	AVX13X950 AC 2XAVX10X1100 ALT 4PK1062 PS CT1107 BS CT1107K1 BS CT921 CA CT921K2 CA
H100						
2.5 D, 2.5 TD	12/94-03/00	D4BA	57	2477	∞	17X1060Li ALT





HYUNDAI						
<b>H100</b>						
					AVX13X1400 AVX13X750 AVX13X925 2XAVX10X1100 CT1107 CT1107K1 CT517 CT517K1 CT921 CT921K2 CT932	AC, 05/1999⇒ PS AC, ⇒05/1999 ALT, (ABS) BS, 02/1996⇒ BS, 02/1996⇒ CA, ⇒05/1996 CA, ⇒05/1996 CA, 06/1996⇒ CA, 06/1996⇒ BS, ⇒01/1996
2.5 TDIC	06/98-10/03	D4BF	59	2476	AVX10X1100 AVX13X1400 AVX13X750 AVX13X925 AVX13X975 CT1107 CT1107K1 CT921 CT921K2	ALT, (AC) AC, 05/1999⇒ PS AC, ⇒05/1999 AC BS BS CA CA
<b>i10 (PA)</b>						
1.1	01/08-	G4HG	49-51	1086	4PK673 4PK750 4PK780 CT1013 CT1013K1	AC, 06/2005⇒ PS, 06/2005⇒ ALT, 06/2005⇒ CA CA
1.2	11/08-	G4LA	57-63	1248	5PK1236 ELAST 5PK898 ELAST	ALT, (AC) ALT, (AC)
<b>i20 (PB, PBT)</b>						
1.1 CRDi	03/12-	D3FA	55	1120	4PK673 5PK1815 AP9069	ALT, (AC) ALT, (AC)
1.2	09/08-	G4LA	57-63	1248	5PK1236 ELAST 5PK898 ELAST	ALT, (AC) ALT, (AC)
1.4	09/08-	G4FA	74	1396	6PK1256 6PK955	ALT, (AC) ALT, (AC)
1.4 CRDi	08/09-	D4FC	55-66	1396	5PK1646 5PK1815 AP9069	ALT, (AC) ALT, (AC)
<b>i30 (FD)</b>						
1.6 CRDi	10/07-11/11	D4FB	66	1582	5PK1640 5PK1646 5PK1800 5PK1815 AP9069 VD1115	ALT, (AC), ⇒04/2008 ALT, (AC), 04/2008⇒ ALT, (AC), ⇒04/2008 ALT, (AC), 04/2008⇒ (AUTOM) (AUTOM)
<b>i30 (FD, GD)</b>						
1.4	10/07-	G4FA	73-80	1396	6PK1256 6PK955	ALT, (AC) ALT, (AC)
1.4 CRDi	12/11-	D4FC	66	1396	4PK673 5PK1815 AP9069	ALT, (AC) ALT, (AC) (AUTOM)
1.6, 1.6 GDI	10/07-	G4FC, G4FG, G4FD	88-99	1591	6PK1256 6PK955	ALT, (AC) ALT, (AC)
<b>i30 (GD)</b>						
1.6 CRDi	12/11-	D4FB	81-94	1582	4PK673 5PK1815 AP9069	ALT, (AC) ALT, (AC) (AUTOM)
<b>i30 Coupe</b>						
1.6 CRDi	05/13-	D4FB	94	1582	4PK673 5PK1815 AP9069	ALT, (AC) ALT, (AC) (AUTOM)





ContiTech



HYUNDAI

**HYUNDAI**

<b>i30 CW (FD)</b> ↔ 1.6 CRDi	02/08-06/12	D4FB	66-85	1582	∞ ∞ ⊙ ⊙	<b>4PK673</b> <b>5PK1815</b> <b>AP9069</b> <b>VD1115</b>	ALT, (AC) ALT, (AC) (AUTOM)
<b>i30 CW (GD)</b> 1.6 CRDi	06/12-	D4FB, D4FB-5P	81-94	1582	∞ ∞ ⊙	<b>4PK673</b> <b>5PK1815</b> <b>AP9069</b>	ALT, (AC) ALT, (AC) (AUTOM)
<b>i40 (VF)</b> 1.6 GDI	07/11-	G4FD	99	1591	∞ ∞	<b>6PK1256</b> <b>6PK955</b>	ALT, (AC) ALT, (AC)
1.7 CRDi	07/11-	D4FD	85-100	1685	∞ ⊙	<b>5PK1815</b> <b>AP9069</b>	ALT
<b>ix20 (JC)</b> 1.4	11/10-	G4FA	66	1396	∞ ∞	<b>6PK1256</b> <b>6PK955</b>	ALT, (AC) ALT, (AC)
1.4 CRDi	11/10-	D4FC	66	1396	∞ ∞	<b>4PK673</b> <b>5PK1815</b>	ALT, (AC) ALT, (AC)
1.6	11/10-	G4FC	92	1591	∞ ∞	<b>6PK1256</b> <b>6PK955</b>	ALT, (AC) ALT, (AC)
1.6 CRDi	06/11-	D4FB	85	1582	∞ ∞ ⊙	<b>4PK673</b> <b>5PK1815</b> <b>VD1115</b>	ALT, (AC) ALT, (AC)
<b>ix35 (LM, EL, ELH)</b> 1.6	11/10-	G4FD	99	1591	∞ ∞	<b>6PK1256</b> <b>6PK955</b>	ALT, (AC) ALT, (AC)
1.7 CRDi	11/10-	D4FD	85	1685	∞ ∞	<b>4PK673</b> <b>5PK1815</b>	ALT, (AC) ALT, (AC)
2.0	01/10-	G4KD	122	1998	⊙	<b>AP9071</b>	
2.0 CRDi, 2.0 CRDi 4WD	01/10-	D4HA	100-135	1995	∞	<b>6PK2415</b>	ALT
2.0, 2.0 4WD	01/10-	G4KD	120	1998	∞ ∞ ⊙	<b>6PK1670</b> <b>6PK2160</b> <b>AP9071</b>	ALT, (AC) ALT, (AC)
<b>LANTRA I (J-1)</b> 1.5 i.e.	10/90-11/95	G15B, G4DJ	63	1468	∞ ∞ ⊙ ⊙	<b>AVX13X625</b> <b>4PK875</b> <b>CT715</b> <b>CT715K1</b>	PS ALT CA CA
1.6 i.e. 16V	10/90-11/95	G4CR	84	1596	∞ ∞ ∞ ∞ ⊙ ⊙ ⊙	<b>AVX13X675</b> <b>4PK915</b> <b>4PK938</b> <b>4PK975</b> <b>CT1109</b> <b>CT1109K1</b> <b>CT826</b>	PS AC, ⇄02/1993 AC, 02/1993⇄ ALT BS BS CA
<b>LANTRA II (J-2)</b> 1.6 16V	11/95-09/00	4G61	84	1599	∞ ∞ ∞ ⊙ ⊙	<b>AVX13X655</b> <b>4PK850</b> <b>4PK875</b> <b>CT781</b> <b>CT781K2</b>	PS AC ALT CA CA
2.0 16V	08/96-09/00	G4GF	102	1975	∞ ∞ ∞ ⊙ ⊙	<b>AVX13X655</b> <b>4PK850</b> <b>4PK875</b> <b>CT937</b> <b>CT937K1</b>	PS AC ALT CA CA
<b>LANTRA II Wagon (J-2)</b> 1.6 16V	02/96-10/00	4G61	84	1599	∞ ∞ ∞ ⊙ ⊙	<b>AVX13X655</b> <b>4PK850</b> <b>4PK875</b> <b>CT781</b> <b>CT781K2</b>	PS AC ALT CA CA





HYUNDAI						
<b>LANTRA II Wagon (J-2)</b>						
↔ 1.5 CRDi	10/01-08/10	D3EA	60	1496	5PK1840 6PK1440 CT1099 CT1099K2 AP9062 AP9069	ALT, (AC), (PS), 10/2004↔, ↔10/2005 ALT, PS, (AC) CA, MTR-CODE: D3EA CA 11/2004↔
	12/04-08/10	D4FA	75	1493	5PK1840 AP9062 AP9069 VD1115	ALT, (PS), (AC), ↔10/2005
1.5 CRDi VGT	08/05-08/10	D4FA	81	1493	5PK1745 AP9062 AP9069 VD1115	ALT, (AC)
1.6	06/01-08/10	G4ED-G	76	1599	AVX13X670 4PK815 4PK845 CT942 CT942K1	PS AC ALT CA CA
1.8	06/01-08/10	G4GB-G	90	1795	4PK855 4PK875 CT781 CT781K2	AC ALT CA CA
<b>PONY / EXCEL Saloon (X-2)</b>						
1.5 i	01/90-01/95	G15B, G4DJ	62	1468	AVX10X825 AVX10X850 AVX13X625 4PK875 CT715 CT715K1	AC, 09/1992↔, ↔01/1993 AC, ↔09/1992 PS ALT CA CA, ↔07/1994
<b>SANTA FÉ I (SM)</b>						
2.0	08/01-03/06	G4BP	99	1997	4PK938 5PK1110 5PK1393 CT1027 CT1027K1 CT1141 CT1141K1	ALT PS PS, AC CA CA BS, ↔06/2002 BS
2.0 CRDi All-wheel Drive	11/03-02/06	D4EA	107	1991	AP9065	
2.0 CRDi, 2.0 CRDi 4x4	04/01-03/06	D4EA	83-92	1991	6PK1510 6PK1515K1 CT1099 CT1099K2 AP9065 VD1116	ALT ALT, (AC) CA, MTR-CODE: D4EA CA
2.4 16V, 2.4 16V 4x4	02/01-03/06	G4JS-G	107	2351	4PK945 5PK1110 5PK1393 CT1075 CT1141 CT1141K1	ALT PS, (AC) PS, (AC) CA BS BS
2.7 V6 4x4	02/01-03/06	G6BA-G	127	2656	6PK2000 CT1085 CT1085K1	ALT, (AC) CA CA
<b>SANTA FÉ II (CM)</b>						
2.2 CRDi 4x4	01/09-	D4HB	145	2199	6PK2498	ALT
2.2 CRDi, 2.2 CRDi 4x4, 2.2 CRDi GLS, 2.2 CRDi GLS 4x4	03/06-	D4EB	110- 114	2188	6PK1510 6PK1515K1 CT1099 CT1099K2 AP9065	ALT ALT, (AC) CA CA CA

HYUNDAI





ContiTech



HYUNDAI

**HYUNDAI**

**SANTA FÉ II (CM)**

↔					⊙	<b>VD1116</b>	
2.7 V6 GLS 4x4	03/06-	G6EA	139	2656	∞	<b>6PK2055</b>	ALT
					⌚	<b>CT1175</b>	CA

**SANTA FÉ III (DM)**

2.0 CRDi, 2.0 CRDi 4WD	09/12-	D4HA	110	1995	∞	<b>6PK2498</b>	ALT, (MANL)
2.2 CRDi, 2.2 CRDi 4WD	09/12-	D4HB	145	2199	∞	<b>6PK2498</b>	ALT, (-ELECTR PS)

**SONATA II (Y-2)**

2.0 i	09/88-08/91	G4CP	74	1997	⌚	<b>CT511</b>	CA
					⌚	<b>CT511K2</b>	CA
					⌚	<b>CT991</b>	BS
					⌚	<b>CT991K1</b>	BS

**SONATA III (Y-3)**

2.0 i 16V	05/93-06/98	G4CP-D	102	1997	∞	<b>AVX13X675</b>	PS
					∞	<b>4PK962</b>	AC
					∞	<b>4PK990</b>	ALT
					⌚	<b>CT1000</b>	CA
					⌚	<b>CT1000K1</b>	CA
					⌚	<b>CT1109</b>	BS
					⌚	<b>CT1109K1</b>	BS
	06/96-06/98	G4CP-DM	92	1997	∞	<b>AVX13X675</b>	PS
					∞	<b>4PK962</b>	AC
					∞	<b>4PK990</b>	ALT
					⌚	<b>CT1000</b>	CA
					⌚	<b>CT1000K1</b>	CA
					⌚	<b>CT1109</b>	BS
					⌚	<b>CT1109K2</b>	BS

**SONATA IV (EF)**

2.0 16V	10/01-11/04	G4JP-EG	96	1997	∞	<b>4PK945</b>	ALT
					∞	<b>5PK1393</b>	PS, (AC)
					⌚	<b>CT1027</b>	CA
					⌚	<b>CT1027K1</b>	CA
					⌚	<b>CT1141</b>	BS
					⌚	<b>CT1141K1</b>	BS
	06/98-10/01	G4JP-G	100	1997	∞	<b>4PK938</b>	ALT
					∞	<b>5PK1110</b>	PS, (-AC)
					∞	<b>5PK1393</b>	PS, (AC)
					⌚	<b>CT1027</b>	CA
					⌚	<b>CT1027K1</b>	CA
					⌚	<b>CT1141</b>	BS
					⌚	<b>CT1141K1</b>	BS
2.5 V6 24V	06/98-10/01	G6BV-G	118	2493	∞	<b>6PK2000</b>	ALT, (AC)
					⌚	<b>CT1085</b>	CA
					⌚	<b>CT1085K1</b>	CA
2.7 V6	10/01-11/04	G6BA-G	127	2656	∞	<b>6PK1705</b>	ALT, (-AC)
					∞	<b>6PK2000</b>	ALT, (AC)
					⌚	<b>CT1085</b>	CA
					⌚	<b>CT1085K1</b>	CA

**SONATA V (NF)**

2.0 CRDi	02/06-	D4EA	103	1991	∞	<b>6PK1510</b>	ALT, (AC)
					∞	<b>6PK1515K1</b>	ALT, (AC)
					⌚	<b>CT1099</b>	CA
					⌚	<b>CT1099K2</b>	CA
					⊙	<b>VD1116</b>	
2.0 VVTi GLS	05/05-	G4KA	106	1997	∞	<b>6PK2585</b>	ALT
					⊙	<b>AP9071</b>	
2.4	01/05-	G4KC	119	2359	∞	<b>6PK2585</b>	ALT, (AC)
					⊙	<b>AP9071</b>	

**SONATA VI (YF)**

2.0	01/09-	G4KD	110	1998	⊙	<b>AP9071</b>	
-----	--------	------	-----	------	---	---------------	--

**TERRACAN (HP)**

2.9 CRDi 4WD	12/01-12/06	J3	110	2902	∞	<b>AVX13X975</b>	AC
					∞	<b>4PK830</b>	PS





HYUNDAI						
<b>TERRACAN (HP)</b>						
					5PK1680 CT994 CT994K1 AP9061	ALT CA CA
	11/03-12/06	J3	120	2902	4PK830 5PK1592 5PK1697 CT994 CT994K1 AP9061	PS ALT, (AC) ALT, (AC) CA CA
<b>TRAJET (FO)</b>						
2.0	03/00-07/08	G4JP-G	100	1997	4PK938 5PK1110 5PK1393 CT1027 CT1027K1 CT1141 CT1141K1	ALT PS, (-AC) PS, (AC) CA CA BS BS
	01/04-07/08	G4GC-G	103	1975	3PK675 4PK855 4PK890 4PK945 5PK1110 5PK1393 CT937 CT937K1 CT937K2	PS, 02/2004⇨ AC, 02/2004⇨ ALT, 02/2004⇨ ALT, ⇨02/2004 PS, (-AC), ⇨02/2004 PS, (AC), ⇨02/2004 CA CA, ⇨05/2006, (MANL-TP) CA, 05/2006⇨, (AUTOM-TP)
<b>TUCSON (JM)</b>						
2.0 CRDi, 2.0 CRDi All-wheel Drive	01/06-03/10	D4EA, D4EA-V, D4EA-F	83-103	1991	6PK1510 6PK1515K1 CT1099 CT1099K2 AP9065 VD1116	ALT ALT, (AC) CA CA
2.0, 2.0 All-wheel Drive	08/04-03/10	G4GC	104	1975	3PK675 4PK855 4PK875 4PK890 CT937 CT937K1 CT937K2	PS AC ALT, ⇨11/2009, (FWD) ALT, ⇨11/2009, (4WD), ALT, 11/2009⇨ CA CA, ⇨05/2006, (MANL-TP) CA, 05/2006⇨, (AUTOM-TP)
2.7 All-wheel Drive	08/04-03/10	G6BA-G	129	2656	6PK2000 CT1085 CT1085K1	ALT, PS, AC CA CA
<b>VELOSTER (FS)</b>						
1.6 GDI	03/11-	G4FD	103	1591	6PK1256 6PK955	ALT, (AC) ALT, (AC)

IVECO						
<b>DAILY I</b>						
35-10	01/85-12/89	8140.21.200	68	2445	AVX10X913 AVX10X925 CT622 CT622K1	ALT, FOR ALT: 85A ALT, FOR ALT: 35A, FOR ALT: 55A CA, ⇨MTR-NO 1307400 CA
<b>DAILY II</b>						
30-8	01/92-08/98	8140.07.2700	55	2499	AVX10X925 CT1038K1 CT1038K2 CT622 CT731K1 CT989K1	ALT MTR-NO 1307401⇨, MTR-CODE: 8140.67F MTR-NO 1307401⇨, MTR-CODE: 8140.67F MTR-CODE: 814007, ⇨MTR-NO 1307400 ⇨MTR-NO 1307400, MTR-CODE: 8140.67F MTR-CODE: 8140.07.2700
35-10	01/96-05/99	8140.23.	76	2798	AVX10X1050	ALT, (AC)



ContiTech



**IVECO**

DAILY II



IVECO

					AVX10X925 AVX10X940 AVX13X800 AVX13X890 CT1034 CT1034K1	ALT, FOR ALT: 85A ALT WP AC CA CA, MTR-CODE: 8140.23.3720
	01/89-12/96	8140.47R	80	2499	AVX10X1075 AVX10X850 AVX10X925 AVX13X750 AVX13X875 AVX13X875 CT989 CT989K1	ALT, (AC) AC, ⇔MTR-NO 1927815, OE-NO 4827116 ALT, (AC) WP, (AC) AC, OE-NO 93193061 AC, MTR-NO 1927816⇔, OE-NO 99436608 CA CA
35-10, 35-12	01/89-08/98	8140.47R, 8140.47.2700, 8140.47R.2790	76-85	2499	AVX10X1075 AVX10X850 AVX10X925 AVX13X750 AVX13X875 CT622K1 CT989K1	ALT, (AC) AC, ⇔MTR-NO 1927815 ALT WP, (AC) AC, MTR-NO 1927816⇔ ⇔MTR-NO 1307400 MTR-NO 1307401⇔
	01/89-12/96	8140.47R.2790, 8140.47.2700	76-85	2499	AVX10X1075 AVX10X850 AVX10X875 AVX10X925 AVX13X750 CT622K1 CT989K1	ALT, (AC) AC, ⇔MTR-NO 1927815 AC, MTR-NO 1927816⇔ ALT WP, (AC) ⇔MTR-NO 1307400 MTR-NO 1307401⇔
35-8	01/89-08/98	8140.67F.	60	2499	AVX10X925 CT1038K1 CT1038K2 CT622 CT622K1 CT731K1 CT989K1	ALT MTR-NO 1307401⇔, MTR-CODE: 8140.67F MTR-NO 1307401⇔, MTR-CODE: 8140.67F MTR-CODE: 814007, ⇔MTR-NO 1307400 ⇔MTR-NO 1307400, MTR-CODE: 8140.07.2700/2712 ⇔MTR-NO 1307400, MTR-CODE: 8140.67F MTR-NO 1307401⇔, MTR-CODE: 8140.07.2700/2712
49-10	01/89-04/96	8140.27.2700, 8140.47R.2790	76	2499	AVX10X1075 AVX10X850 AVX10X925 AVX13X750 AVX13X875 CT622 CT622K1 CT989 CT989K1	ALT, (AC) AC, ⇔MTR-NO 1927815 ALT WP, (AC) AC, MTR-NO 1927816⇔ ⇔MTR-NO 1307400, MTR-CODE: 814027 ⇔MTR-NO 1307400 MTR-NO 1307401⇔ MTR-NO 1307401⇔
	05/96-05/99	8140.23.	76	2798	AVX10X1050 AVX10X925 AVX10X940 AVX13X800 AVX13X890 CT1034K1	ALT, (AC) ALT, FOR ALT: 85A ALT WP AC MTR-CODE: 8140.23.3720
49-12, 49-12 V	05/96-05/99	8140.43.	90	2798	AVX10X1050 AVX10X925 AVX10X940 AVX13X800 AVX13X890 CT1034K1	ALT, (AC) ALT, FOR ALT: 85A ALT WP AC MTR-CODE: 8140.43.3711
59-12	05/96-05/99	8140.43.	90	2798	AVX10X1050 AVX10X925	ALT, (AC) ALT, FOR ALT: 85A







IVECO					
<b>DAILY II</b>					
					AVX10X940 ALT AVX13X800 WP AVX13X890 AC CT1034K1 MTR-CODE: 8140.43.3711
<b>DAILY III</b>					
29 L 12	09/02-04/06	F1AE0481B	85	2287	4PK903 ELAST AC, MTR-NO 113340⇨ 4PK985 AC, ⇨MTR-NO 113339 7PK1325 ALT CT1148 CA CT1148K1 CA CT1148WP1 CA
29 L 14	01/05-04/06	F1AE0481M	100	2287	4PK903 ELAST AC, MTR-NO 113340⇨ 7PK1325 ALT CT1148 CA CT1148K1 CA CT1148WP1 CA
35 C 10 V, 35 S 10 V	09/02-04/06	F1AE0481A	70	2287	4PK985 AC 7PK1325 ALT CT1148 CA CT1148K1 CA CT1148WP1 CA
35 C 12, 35 S 12, 35 C 12 V, 35 S 12 V	09/02-04/06	F1AE0481B	85	2287	4PK903 ELAST AC, MTR-NO 113340⇨ 4PK985 AC, ⇨MTR-NO 113339 7PK1325 ALT CT1148 CA CT1148K1 CA CT1148WP1 CA
35 C 14, 35 C 17, 35 S 17	09/04-04/06	F1CE0481A, F1CE0481B	100-122	2998	4PK1102 ELAST AC 6PK1217 ALT AP9074
35 C 14, 35 S 14	01/05-04/06	F1AE0481M	100	2287	4PK903 ELAST AC 7PK1325 ALT CT1148 CA CT1148K1 CA CT1148WP1 CA AP9074
35 C 15, 35 S 13, 35 C 13, 35 S 13 V, 35 C 13 V	05/99-07/07	8140.43S	92-107	2798	CT1038 MTR-CODE: 8140.43 CT1038K1 MTR-CODE: 8140.43 CT1038K2 MTR-CODE: 8140.43
35 C 9, 35 S 9	11/01-04/06	8140.43R	66	2798	4PK1015 AC 6PK1054 ALT CT1038 CA CT1038K1 CA CT1038K2 CA
35 S 11 V, 35 C 11 V, 35 S 11, 35 C 11	05/99-07/07	8140.43C	78	2798	6PK1050 ALT CT1034 CA, OE-NO 99456477 CT1034K1 CA, OE-NO 99456477 CT1038 CA, OE-NO 99456476 CT1038K1 CA, OE-NO 99456476 CT1038K2 CA, OE-NO 99456476
35 S 9 V, 35 C 9 V	05/99-07/07	8140.63.	62	2798	AVX10X925 ALT CT989 CA CT989K1 CA
35 S 9, 35 C 9	05/99-04/06	8140.63.	62	2798	CT989 CA CT989K1 CA
50 C 11	05/99-04/06	8140.43C	78	2798	6PK1050 ALT CT1034 CA, OE-NO 99456477 CT1034K1 CA, OE-NO 99456477 CT1038 CA, OE-NO 99456476 CT1038K1 CA, OE-NO 99456476 CT1038K2 CA, OE-NO 99456476

IVECO



ContiTech



**IVECO**

DAILY III						
↔ 50 C 13	05/99-04/06	8140.43S	92	2798	<b>CT1038</b> <b>CT1038K1</b> <b>CT1038K2</b>	MTR-CODE: 8140.43 MTR-CODE: 8140.43 MTR-CODE: 8140.43
50 C 14	09/04-04/06	F1CE0481A, F1CE0481B	100- 122	2998	<b>4PK1102 ELAST</b> <b>6PK1217</b> <b>AP9074</b>	AC ALT
65 C 15	11/01-04/06	8140.43N	107	2798	<b>CT1038</b> <b>CT1038K1</b> <b>CT1038K2</b>	MTR-CODE: 8140.43 MTR-CODE: 8140.43 MTR-CODE: 8140.43
65 C 17	09/04-04/06	F1CE0481B	122	2998	<b>4PK1102 ELAST</b> <b>6PK1217</b> <b>AP9074</b>	AC ALT
DAILY IV						
29L10 V	05/06-08/11	F1AE0481FA	70	2287	<b>4PK985</b> <b>7PK1325</b> <b>CT1148</b> <b>CT1148K1</b> <b>CT1148WP1</b>	AC ALT CA CA CA
29L12, 29L12 V, 29L12 V/P	05/06-08/11	F1AE0481GA	85	2287	<b>4PK903 ELAST</b> <b>7PK1325</b> <b>CT1148</b> <b>CT1148K1</b> <b>CT1148WP1</b>	AC ALT CA CA CA
29L14, 29L14 C, 29L14 C/P, 29L14 V, 29L14 V/P	05/06-08/11	F1AE0481HA	100	2287	<b>4PK903 ELAST</b> <b>7PK1325</b> <b>CT1148</b> <b>CT1148K1</b> <b>CT1148WP1</b>	AC, MTR-NO 113340↔ ALT CA CA CA
35C10, 35S10	05/06-08/11	F1AE0481FA	70	2287	<b>4PK985</b> <b>7PK1325</b> <b>CT1148</b> <b>CT1148K1</b> <b>CT1148WP1</b>	AC ALT CA CA CA
35C12 V, 35C12 V/P, 35S12 V, 35S12 V/P	05/06-08/11	F1AE0481GA	85	2287	<b>4PK903 ELAST</b> <b>4PK985</b> <b>7PK1325</b> <b>CT1148</b> <b>CT1148K1</b> <b>CT1148WP1</b>	AC, MTR-NO 113340↔ AC, ↔MTR-NO 113339 ALT CA CA CA
35C12, 35S12, 35C14, 35S14, 35S14 /P	05/06-08/11	F1AE0481GA, F1AE0481HA	85-100	2287	<b>4PK903 ELAST</b> <b>7PK1325</b> <b>CT1148</b> <b>CT1148K1</b> <b>CT1148WP1</b>	AC ALT CA CA CA
35C13 V, 35C13 V/P, 35S13 V, 35S13 V/P	07/07-08/11	F1AE0481GA	93	2287	<b>7PK1325</b> <b>CT1148</b> <b>CT1148K1</b> <b>CT1148WP1</b>	ALT, 09/2009↔, ↔08/2011 CA, 09/2009↔, ↔08/2011 CA, 09/2009↔, ↔08/2011 CA, 09/2009↔, ↔08/2011
35C15, 35C15 V, 35C15 V/P, 35C18 V, 35C18 V/P, 35S18 V, 35S18 V/P, 35C18, 35S18	05/06-08/11	F1CE0481FA, F1CE0481HA	107- 130	2998	<b>4PK1102 ELAST</b> <b>6PK1217</b> <b>AP9074</b>	AC ALT
35S14 C, 35S14 C/P, 35S14 V, 35S14 V/P, 35C14 V, 35C14 V/P	05/06-08/11	F1AE0481HA	100	2287	<b>4PK903 ELAST</b> <b>7PK1325</b> <b>CT1148</b> <b>CT1148K1</b> <b>CT1148WP1</b>	AC ALT CA CA CA
40C12 V, 40C14 V/P	05/06-08/11	F1AE0481GA	85	2287	<b>4PK903 ELAST</b> <b>7PK1325</b> <b>CT1148</b> <b>CT1148K1</b>	AC ALT CA CA





IVECO							
<b>DAILY IV</b>							
							CA
40C15, 40C15 V, 40C15 V/P, 40C18, 40C18 V, 40C18 V/P	05/06-08/11	F1CE0481FA, F1CE0481HA	107-130	2998		  	AC ALT
50C15, 50C18, 50C18 V, 50C18 V/P	05/06-08/11	F1CE0481FA, F1CE0481HA	107-130	2998		  	AC ALT
65C15, 65C15 /P, 65C15 D, 65C15 D/P, 65C18	05/06-08/11	F1CE0481FA, F1CE0481HC	107-130	2998		  	AC ALT
<b>DAILY V</b>							
26L11, 26L11D, 35C11D, 35S11, 40C11	09/11-02/14	F1AE3481A	78	2287		    	AC ALT CA CA CA
29L13 V, 35C13 V, 35S13 V, 40C13 V, 40S13 V	09/11-02/14	F1AE3481B	93	2287		    	AC, (Daily 29L13, 29L13P), (35C13, 35C13P), (35S13, 35S13P), (40C13, 40C13P) ALT, (-AC), (Daily 29L13, 29L13P), (35C13, 35C13P), (35S13, 35SP), (40C13, 40C13P) CA, (Daily 29L13, 29L13P), (35C13, 35C13P), (35S13, 35S13P), (40C13, 40C13P) CA, (Daily 29L13, 29L13P), (35C13, 35C13P), (35S13, 35S13P), (40C13, 40C13P) CA, (Daily 29L13, 29L13P), (35C13, 35C13P), (35S13, 35S13P), (40C13, 40C13P)
29L13, 29L13D, 35C13D, 40C13	09/11-02/14	F1AE3481B	93	2287		   	ALT CA CA CA

JAGUAR							
<b>S-TYPE (CCX)</b>							
2.7 D	06/04-10/07	AJD	152	2720		    	ALT CA CA, ⇨07/2008 INJP INJP, ⇨07/2008
<b>XF (_J05_, CC9)</b>							
2.2 D	05/11-04/15	224DT	140	2179			CA
2.7 D	03/08-04/15	AJD	152	2720		   	CA, ⇨02/2009 CA, ⇨02/2009 INJP, ⇨02/2009 INJP, ⇨02/2009
3.0 D	03/09-	AJV6D, 306DT	177-202	2993		 	CA CA
<b>XJ (NAW, NBW)</b>							
8 3.2	07/97-05/03		174	3248			ALT, OE-NO NCA2211CA
<b>XJ (X300)</b>							
6 3.2	11/94-07/97	9JPGRB	155	3239			AC
<b>XJ (X35_, _J12_, _J24_)</b>							
3.0 D	10/09-	AJV6D	202	2993		 	CA CA
<b>XJ (X350, X358)</b>							
2.7 D	10/05-03/09	AJD	152	2720		    	ALT CA CA INJP INJP
<b>X-TYPE (CF1)</b>							
2.0 D	07/03-12/09	R4-X404, FMBA, FMBB	96	1998		 	PS PS





ContiTech



KIA

## JAGUAR

### X-TYPE (CF1)

						<b>6PK1642</b>	ALT
2.0 V6	03/02-10/05		115	2099		<b>6PK2465</b>	ALT
2.2 D	10/05-11/09	LJ46G	107- 114	2198		<b>4PK735</b>	PS
						<b>4PK735K1</b>	PS
						<b>6PK1642</b>	ALT
2.5 V6 All-wheel Drive	06/01-11/09		144	2495		<b>6PK2465</b>	ALT
3.0 V6 All-wheel Drive	06/01-11/07	AJ-V6	169	2967		<b>6PK2465</b>	ALT

## JEEP

### CHEROKEE (KJ)

2.8 CRD 4x4	11/04-01/08	ENR	120	2776		<b>6PK2870</b>	ALT
						<b>CT1123</b>	CA
						<b>CT1123K1</b>	CA

### CHEROKEE (XJ)

2.5 Tdi 4x4	10/96-09/01	ENC	85	2498		<b>8PK2188</b>	ALT, 01/1997→
						<b>8PK2275</b>	ALT, →12/1996

### GRAND CHEROKEE II (WJ, WG)

2.7 CRD 4x4	10/01-09/05	ENF	120	2685		<b>AP9010</b>	
4.0 4x4	04/99-09/05	ERH	140	3960		<b>6PK2241</b>	ALT
4.7 V8 4x4	04/99-09/05	EVA	162- 164	4701		<b>6PK2225</b>	ALT

### GRAND CHEROKEE III (WH, WK)

3.0 CRD 4x4	06/05-12/10	EXL	160	2987		<b>7PK2035</b>	ALT
						<b>AP9075</b>	

### GRAND CHEROKEE IV (WK, WK2)

3.0 CRD V6 4x4	02/11-	EXF	177- 184	2987		<b>6PK2100</b>	ALT
----------------	--------	-----	-------------	------	--	----------------	-----

### COMMANDER (XK)

3.0 CRD 4x4	04/06-12/10	EXL	160	2987		<b>AP9075</b>	
-------------	-------------	-----	-----	------	--	---------------	--

### COMPASS (MK49)

2.2 CRD 4x4	12/10-	OM 651.925	120	2143		<b>6PK1750</b>	ALT
2.4 4x4	09/06-	ED3	125	2359		<b>6PK2040</b>	ALT, (AC)
						<b>6PK2550</b>	ALT, (AC)

### PATRIOT (MK74)

2.0 CRD	02/07-	ECD, ECE	103	1968		<b>AP9001</b>	
2.0 CRD 4x4	02/07-	ECD, ECE	103	1968		<b>6PK1720</b>	ALT
						<b>CT1051</b>	CA
						<b>CT1051K1</b>	CA
						<b>CT1051WP1</b>	CA
						<b>AP9001</b>	

### WRANGLER III (JK)

2.8 CRD	11/10-	ENS	147	2776		<b>6PK1244</b>	ALT, (-AC)
---------	--------	-----	-----	------	--	----------------	------------

## KIA

### BESTA Box

2.2 D	02/96-	R2	48	2184		<b>AVX13X1125</b>	ALT
						<b>AVX13X875</b>	PS
						<b>CT532</b>	CA

### BONGO Platform/Chassis

2.4 TDCi	10/03-	D4BH	69	2477		<b>AVX10X1075</b>	ALT, 2x
						<b>4PK1062</b>	PS
						<b>CT1107</b>	BS
						<b>CT1107K1</b>	BS
						<b>CT921</b>	CA
						<b>CT921K2</b>	CA

### CARENS II (FJ)

1.8	07/02-	TB	93	1793		<b>4PK1062</b>	PS, (AC)
						<b>4PK885</b>	ALT
						<b>4PK925</b>	PS, (-AC)
						<b>CT992</b>	CA
					2.0 CRDi	07/02-	D4EA
	<b>6PK1515K1</b>	ALT, (AC)					
	<b>CT1099</b>	CA, MTR-CODE: D4EA					





KIA						
<b>CARENS II (FJ)</b>						
					CT1099K2 AP9065 VD1116	CA
2.0 CVVT	08/04-	G4GC	102	1975	3PK675 4PK855 4PK890 CT937 CT937K1 CT937K2	PS AC ALT CA CA, ⇨05/2006, (MANL-TP) CA, 05/2006⇨, (AUTOM-TP)
<b>CARENS III (UN)</b>						
2.0 CRDi 115, 2.0 CRDi 140	09/06-	D4EA	85-103	1991	6PK1510 6PK1515K1 CT1099 CT1099K2 VD1116	ALT ALT CA CA
2.0 CVVT	09/06-	G4KA	106	1998	6PK2510 6PK2585 AP9071	ALT, (AC) ALT, (AC)
<b>CARENS IV</b>						
1.6	03/13-	G4FD	99	1591	5PK1855	ALT
1.7 CRDi	03/13-	D4FD-L	85-100	1685	5PK1815	ALT, (AC)
<b>CARNIVAL / GRAND CARNIVAL III (VQ)</b>						
2.9 CRDi	06/06-	J3	136	2902	4PK850 5PK1592 CT1122	AC ALT CA
<b>CARNIVAL I (UP)</b>						
2.9 TD	08/99-10/01	J3	93	2903	4PK870 5PK1592 CT993 CT994 CT994K1 AP9061	AC ALT CA, ⇨06/2000 CA, 07/2000⇨ CA, 07/2000⇨
<b>CARNIVAL II (GQ)</b>						
2.9 CRDi	10/01-	J3	106	2902	4PK870 5PK1592 CT994 CT994K1 AP9061	AC ALT CA CA
2.9 TD	01/99-	J3	93	2903	AP9061	
<b>CEE`D / PRO CEE`D (ED, JD)</b>						
1.4	09/07-12/12	G4FA	80	1396	4PK890 6PK1256 6PK955	ALT ALT, (AC) ALT, (AC)
1.4 CRDi 90	05/12-	D4FC	66	1396	4PK673 5PK1815 AP9069	ALT, (AC) ALT, (AC) (AUTOM)
1.4, 1.4 CVVT	12/06-	G4FA, G4FA-L	66-80	1396	6PK1256 6PK955	ALT, (AC) ALT, (AC)
1.6 CRDi 90	12/06-12/12	D4FB-L	66	1582	4PK673 5PK1815 AP9069	ALT, (AC) ALT, (AC)
1.6 CRDi 90, 1.6 CRDi 110, 1.6 CRDi 115, 1.6 CRDi 128	12/06-	D4FB, D4FB-L	66-94	1582	4PK673 5PK1815 AP9069 VD1115	ALT, (AC) ALT, (AC)
1.6, 1.6 CVVT, 1.6 GDI, 1.6 GT	12/06-	G4FC, G4FD, G4FJ	90-150	1591	6PK1256 6PK955	ALT, (AC) ALT, (AC)
2.0	12/06-12/12	G4GC	105	1975	4PK890 CT937 CT937K2	ALT CA CA
2.0 CRDi 140	09/07-12/12	D4EA-F	103	1991	6PK1400 CT1099	ALT CA

KIA



ContiTech



**KIA**

CEE`D / PRO CEE`D (ED, JD)



**CERATO (LD)**

1.6	04/04-	G4ED	77	1599	<b>CT1099K2</b> <b>VD1116</b>	CA
1.6	05/06-	G4FC	90	1591	<b>AVX13X675</b> <b>4PK815</b> <b>4PK850</b> <b>CT942</b> <b>CT942K1</b>	PS AC ALT CA CA
					<b>6PK1530</b> <b>6PK2140</b>	ALT, (AC) ALT, (AC)
1.6 CRDi	06/05-	D4FB	85	1582	<b>5PK1745</b> <b>5PK1850</b> <b>5PK1855</b> <b>AP9069</b> <b>VD1115</b>	ALT, (AC) ALT, (AC), ⇨04/2008 ALT, (AC), 04/2008⇨
2.0	04/04-	G4GC	105	1975	<b>3PK675</b> <b>4PK855</b> <b>4PK890</b> <b>CT937</b> <b>CT937K1</b> <b>CT937K2</b>	PS AC ALT CA CA, ⇨05/2006, (MANL-TP) CA, 05/2006⇨, (AUTOM-TP)

**CERATO II (TD)**

1.6	01/10-	G4FC	93	1591	<b>6PK1256</b> <b>6PK1530</b> <b>6PK2140</b> <b>6PK955</b>	ALT, (AC), OE-NO 25212-2B020 ALT, (-AC), OE-NO 25212-2B010 ALT, (AC), OE-NO 25212-2B000 ALT, (-AC), OE-NO 25212-2B030
-----	--------	------	----	------	---	--

**CERATO Saloon**

1.8	10/01-07/04	T8	85	1793	<b>4PK1080</b> <b>4PK885</b> <b>4PK925</b> <b>4PK962</b> <b>CT992</b>	PS, (AC) ALT PS, (-AC) AC CA
-----	-------------	----	----	------	---	--

**CLARUS (K9A)**

1.8 i 16V	07/96-	T8	85	1793	<b>4PK1110</b> <b>4PK885</b> <b>4PK938</b> <b>CT992</b>	PS, (AC) ALT PS, (-AC) CA
2.0 i 16V	07/96-	FE (16V)	98	1998	<b>3PK760</b> <b>5PK1060</b> <b>5PK950</b> <b>CT790</b> <b>CT790K1</b>	ALT PS, AC PS CA CA

**K2700 (SD)**

2.7 D	10/99-	J2	59	2665	<b>AVX13X875</b> <b>AVX13X925</b>	PS AC
-------	--------	----	----	------	--------------------------------------	----------

**MAGENTIS (GD)**

2.5 V6	05/01-	G6BV	124	2493	<b>6PK1705</b> <b>6PK2000</b> <b>CT1085</b> <b>CT1085K1</b>	ALT, (-AC) ALT, (AC) CA CA
--------	--------	------	-----	------	--	-------------------------------------

**MAGENTIS (MG)**

2.0	11/05-	G4KA	106	1998	<b>6PK2585</b> <b>AP9071</b>	ALT
-----	--------	------	-----	------	---------------------------------	-----































































**OPTIMA**

1.7 CRDi	03/12-	D4FD-L	100	1685	<b>5PK1815</b> <b>AP9069</b>	ALT
----------	--------	--------	-----	------	---------------------------------	-----

**PICANTO (BA)**

1.0	04/04-	G4HE	45-46	999	<b>4PK673</b> <b>4PK750</b> <b>4PK780</b> <b>4PK870</b> <b>CT1013</b> <b>CT1013K1</b>	AC, (-PS) PS, (-AC) ALT PS, (AC) CA CA
-----	--------	------	-------	-----	--	---



					ContiTech	
<b>KIA</b>						
<b>PICANTO (BA)</b>						
 1.1	04/04-	G4HG	48	1086	 <b>4PK673</b>  <b>4PK750</b>  <b>4PK780</b>  <b>4PK870</b>  <b>CT1013</b>  <b>CT1013K1</b>	AC PS, (-AC) ALT PS, (AC) CA CA
1.1 CRDI	11/05-	D3FA	55	1120	 <b>5PK1640</b>  <b>5PK1788</b>  <b>AP9069</b>  <b>VD1115</b>	ALT, (-AC) ALT, (AC)
<b>PICANTO (TA)</b>						
1.0, 1.0 LPG	05/11-	B3LA, G3LA	49-51	998	 <b>6PK1256</b>  <b>6PK955</b>	ALT, (AC) ALT, (-AC)
1.2	09/11-	G4LA	63	1248	 <b>5PK890</b>	ALT, (-AC)
<b>PREGIO Box (TB)</b>						
2.5 TCI D	09/02-	D4BH	69	2476	 <b>AVX13X938</b>  <b>AVX13X950</b>  <b>2XAVX10X1075</b>  <b>4PK1062</b>  <b>CT1107</b>  <b>CT1107K1</b>  <b>CT921</b>  <b>CT921K2</b>	AC, (MITSUBOSHI) AC ALT PS BS BS CA CA
2.7 D	10/97-	J2	60	2665	 <b>AVX13X875</b>  <b>AVX13X925</b>	PS AC
<b>PREGIO Bus</b>						
2.5 D	08/95-09/04	D4BH	69	2477	 <b>AVX13X950</b>  <b>4PK1062</b>  <b>CT1107</b>  <b>CT1107K1</b>  <b>CT921</b>  <b>CT921K2</b>	ALT PS BS BS CA CA
<b>PRIDE (DA)</b>						
1.3 16V	10/96-	B3	47	1324	 <b>AVX10X888</b>  <b>AVX10X888</b>  <b>4PK800</b>  <b>4PK925</b>  <b>CT1024</b>  <b>CT1024K1</b>	AC, (-PS) ALT PS, (-AC) ALT, (AC) CA CA
<b>PRIDE Estate</b>						
1.3	08/99-	B3A5	47	1324	 <b>AVX10X888</b>  <b>AVX10X888</b>  <b>4PK800</b>  <b>4PK925</b>  <b>CT1024</b>  <b>CT1024K1</b>	ALT AC, (-PS) PS, (-AC) ALT, (AC) CA CA
<b>RIO Estate (DC)</b>						
1.3	08/00-02/05	A3E	60	1343	 <b>4PK850</b>  <b>4PK885</b>  <b>4PK975</b>  <b>CT1024</b>  <b>CT1024K1</b>	PS, (-AC) ALT PS, (AC) CA CA
1.5 16V	08/00-02/05	A5D	71-72	1493	 <b>4PK850</b>  <b>4PK885</b>  <b>4PK975</b>  <b>CT1069</b>  <b>CT1069K1</b>	PS, (-AC) ALT PS, (AC) CA CA
<b>RIO II (JB)</b>						
1.4 16V	03/05-	G4EE	71	1399	 <b>AVX13X670</b>  <b>4PK815</b>  <b>4PK850</b>  <b>CT942</b>	PS AC ALT CA





ContiTech



KIA

**KIA**

RIO II (JB)						
↕						<b>CT942K1</b> CA
1.5 CRDi	03/05-	D4FA	81	1493		<b>5PK1640</b> ALT, (-AC), (-HYDR. PUMP), ⇄09/2009
						<b>5PK1646</b> ALT, (-AC), (-HYDR. PUMP), 09/2009⇄
						<b>5PK1800</b> HYDP, (AC), ⇄07/2009
						<b>5PK1815</b> ALT, (AC), (-HYDR. PUMP), 07/2009⇄
						<b>5PK1840</b> ALT, (AC), (PS), 05/2005⇄, ⇄09/2005
						<b>5PK1850</b> ALT, (AC), (-HYDR. PUMP), ⇄07/2009
						<b>5PK1855</b> HYDP, (AC), 07/2009⇄
						<b>AP9069</b>
						<b>VD1115</b>
1.6 16V, 1.6 CVVT	03/05-	G4ED	82	1599		<b>AVX13X675</b> PS
						<b>4PK815</b> AC
						<b>4PK850</b> ALT
						<b>CT942</b> CA
						<b>CT942K1</b> CA
RIO III (UB)						
1.1 CRDi	09/11-	D3FA	55	1120		<b>4PK673</b> ALT, (-AC)
						<b>5PK1815</b> ALT, (AC)
						<b>AP9069</b>
						<b>VD1115</b>
1.25 CVVT	09/11-	G4LA	63	1248		<b>5PK890</b> ALT, (-AC)
1.4 CRDi	09/11-	D4FC	66	1396		<b>4PK673</b> ALT, (-AC)
						<b>5PK1815</b> ALT, (AC)
						<b>AP9069</b>
						<b>VD1115</b>
1.4 CVVT	09/11-	G4FA	80	1396		<b>6PK1256</b> ALT, (AC)
						<b>6PK955</b> ALT, (-AC)
1.6 CVVT	06/12-	G4FC	90	1591		<b>6PK1530</b> ALT, (-AC)
						<b>6PK2140</b> ALT, (AC)
RIO Saloon (DC_)						
1.3	09/00-02/05	A3E	55-60	1343		<b>4PK850</b> PS, (-AC)
						<b>4PK885</b> ALT
						<b>4PK975</b> PS, (AC)
						<b>CT1024</b> CA
						<b>CT1024K1</b> CA
1.5 16V	09/00-02/05	A5D	72	1493		<b>4PK850</b> PS, (-AC)
						<b>4PK885</b> ALT
						<b>4PK970</b> PS, (AC)
						<b>CT1069</b> CA
						<b>CT1069K1</b> CA
SEPHIA Saloon (FA)						
1.6 i	09/93-10/97	B6	59	1598		<b>4PK1020</b> PS, (AC)
						<b>4PK875</b> ALT, 01/1996⇄
						<b>4PK885</b> ALT, ⇄12/1995
						<b>4PK890</b> PS, (-AC)
						<b>4PK900</b> AC, (-PS)
						<b>CT1024</b> CA
						<b>CT1024K1</b> CA
SHUMA (FB)						
1.5 i 16V	10/97-03/01	ZYVE	65	1498		<b>4PK1045</b> AC, (PS), 07/1998⇄
						<b>4PK885</b> ALT, 07/1998⇄
						<b>4PK890</b> PS, (-AC), 07/1998⇄
						<b>4PK938</b> AC, (-PS), 07/1998⇄
						<b>CT769</b> CA, 07/1998⇄
						<b>CT769K1</b> CA, 07/1998⇄
1.8 i 16V	10/97-03/01	T8	81	1793		<b>4PK1080</b> PS, (AC)
						<b>4PK885</b> ALT
						<b>4PK925</b> PS, (-AC)
						<b>4PK962</b> AC
						<b>CT992</b> CA
SHUMA II (FB)						
1.6	05/01-08/04	GA6D	75	1594		<b>4PK1045</b> AC, (PS), ⇄12/2003







KIA						
<b>SHUMA II (FB)</b>						
					4PK885 4PK890 4PK938 CT1069 CT1069K1	ALT, ⇨12/2003 PS, (-AC), ⇨12/2003 AC, (-PS), ⇨12/2003 CA, ⇨12/2003 CA
<b>SORENTO I (JC)</b>						
2.5 CRDi	08/02-	D4CB	103	2497	7PK1730 7PK2255 7PK2271 7PK2283 AP9072	ALT, (-AC), ⇨08/2006 ALT, (AC), 09/2006⇨ ALT, (AC), 12/2003⇨, ⇨08/2006 ALT, (AC), ⇨11/2003
	12/06-	D4CB	125	2497	4PK975 7PK1730 7PK2255	PS ALT, (AC) ALT, (AC)
<b>SORENTO II (XM)</b>						
2.2 CRDi 4WD	11/09-	D4HB	145	2199	6PK2498	ALT
<b>SOUL (AM)</b>						
1.6 CRDi 128	02/09-	D4FB	94	1582	4PK673 5PK1815 AP9069 VD1115	ALT, (AC) ALT, (AC)
1.6 CVVT	02/09-	G4FC	93-95	1591	6PK1256 6PK955	ALT, (AC) ALT, (-AC)
<b>SPORTAGE (JE, KM)</b>						
2.0 16V 4WD, 2.0 i 16V	09/04-	G4GC	104	1975	3PK675 4PK855 4PK890 CT937 CT937K1 CT937K2	PS AC ALT CA CA, ⇨05/2006, (MANL-TP) CA, 05/2006⇨, (AUTOM-TP)
2.0 CRDi, 2.0 CRDi 4WD	09/04-	D4EA, D4EA-F, D4EA-V	83-103	1991	6PK1510 6PK1515K1 CT1099 CT1099K2 AP9065 VD1116	ALT ALT, (AC) CA CA
2.7 V6 4WD	09/04-	G6BA	129	2656	6PK2000 CT1085 CT1085K1	ALT, PS, AC CA CA
<b>SPORTAGE (K00)</b>						
2.0 4WD, 2.0 i 16V 4WD	04/94-08/03	FE (16V)	87-94	1998	AVX13X775 AVX13X900 4PK925 CT790 CT790K1	PS AC ALT CA CA
2.0 i 4WD	04/94-08/99	FE (8V)	70	1998	AVX13X775 AVX13X900 4PK925 CT765 CT765K1	PS AC ALT CA CA
2.0 TD 4WD	10/97-08/03	RF	61	1998	AVX13X850 CT832	PS CA
<b>SPORTAGE (SL)</b>						
1.6 GDI	02/11-	G4FD	99	1591	6PK1256 6PK955	ALT, (AC) ALT, (AC)
1.7 CRDi	12/10-	D4FD-L	85	1685	5PK1815	ALT
2.0 CRDi AWD	08/10-	D4HA	135	1995	6PK2415	ALT
	07/10-	D4HA	100	1995	6PK1256 6PK955	ALT, (AC) ALT, (AC)
2.0 CVVT	07/10-	G4KD	120	1998	6PK2125 AP9071	ALT
2.0 CVVT AWD	07/10-	G4KD	120	1998	6PK2130	ALT



ContiTech



**KIA**

**SPORTAGE (SL)**

					<b>AP9071</b>	
--	--	--	--	--	---------------	--

**VENGA (YN)**

1.4 CRDi 90	02/10-	D4FC	66	1396	<b>5PK1646</b> <b>5PK1815</b> <b>AP9069</b> <b>VD1115</b>	ALT, (-AC) ALT, (AC)
1.4 CVVT	02/10-	G4FA-L	66	1396	<b>6PK1256</b> <b>6PK955</b>	ALT, (AC) ALT, (AC)
1.6 CRDi 115	02/10-	D4FB	85	1582	<b>5PK1646</b> <b>5PK1815</b> <b>AP9069</b> <b>VD1115</b>	ALT, (AC) ALT, (AC)
1.6 CVVT	02/10-	G4FC	92	1591	<b>6PK1256</b> <b>6PK955</b>	ALT, (AC) ALT, (AC)

**LADA**

<b>110</b>						
1.5	01/95-	BA3 2111, VAZ-2111	54-57	1499	<b>5PK1125</b> <b>6PK737</b> <b>CT527</b> <b>CT527K2</b>	ALT, PS ALT CA CA
1.6	01/00-	VAZ-21114, VAZ-21124	60-66	1596	<b>6PK745</b> <b>CT527</b> <b>CT527K2</b>	ALT CA CA
<b>111</b>						
1.5	01/96-	VAZ-2111	57	1499	<b>5PK1125</b> <b>6PK737</b> <b>CT527</b> <b>CT527K2</b>	ALT, PS ALT CA CA
	10/00-	VAZ-2111	56	1499	<b>6PK1115</b> <b>6PK745</b> <b>CT527</b> <b>CT527K2</b>	ALT, (AC) ALT, (-AC) CA CA
1.6	01/05-	VAZ-21114	60	1596	<b>6PK1125</b> <b>6PK745</b> <b>CT527</b> <b>CT527K2</b>	ALT, (AC) ALT, (-AC) CA CA
	03/06-	VAZ-21124	66	1596	<b>6PK1125</b> <b>6PK745</b> <b>CT996</b> <b>CT996K1</b>	ALT, (AC) ALT, (-AC) CA CA
<b>112</b>						
1.5	01/95-	VAZ-2111	57	1499	<b>5PK1125</b> <b>6PK737</b> <b>CT527</b> <b>CT527K2</b>	ALT, PS ALT CA CA
1.6	03/06-	VAZ-21124	66	1596	<b>6PK1115</b> <b>6PK745</b> <b>CT527</b> <b>CT527K2</b>	ALT, (AC) ALT, (-AC) CA CA
<b>110/111/112</b>						
1.5 16V	10/00-	VAZ-2112	67	1499	<b>6PK1125</b> <b>6PK698</b> <b>CT996</b> <b>CT996K1</b>	ALT, PS ALT CA CA
<b>1200-1600</b>						
1200 L/S	01/70-06/86	BA3 2101	44	1198	<b>AVX10X940</b>	ALT
<b>GRANTA (2190)</b>						
1.6	10/11-	VAZ-11186	64	1596	<b>6PK852 ELAST</b> <b>CT1164</b>	ALT, (-AC), (-PS) CA
		VAZ-11183	60	1596	<b>6PK852 ELAST</b> <b>CT1164</b>	ALT CA





<b>LADA</b>						
<b>GRANTA (2190)</b>						
		VAZ-21126	72	1596	<b>6PK1115</b> <b>6PK1125</b> <b>6PK745</b> <b>CT1137</b> <b>CT1137K1</b>	ALT, (AC) ALT, (AC) ALT, (AC), (-PS) CA CA
<b>KALINA (1117, 1118, 1119, 2192, 2194)</b>						
1.4 16V	11/08-	VAZ-11194	66	1390	<b>6PK1020</b> <b>CT1137</b> <b>CT1137K1</b>	ALT, (AC) CA CA
1.6	06/13-	VAZ-11186	64	1596	<b>6PK852 ELAST</b> <b>CT1164</b>	ALT, (AC) CA
	11/13-	VAZ-21126	72	1596	<b>CT1137</b> <b>CT1137K1</b>	CA CA
	10/04-	VAZ-21114, VAZ1110	60-62	1596	<b>5PK1125</b> <b>5PK884</b> <b>CT527</b> <b>CT527K2</b>	ALT, (PS) ALT, (-PS) CA CA
1.6, 1.6 16V	10/04-	VAZ-21114, VAZ-21124	60-66	1596	<b>5PK1125</b> <b>5PK884</b> <b>6PK1125</b> <b>6PK745</b> <b>CT527</b> <b>CT527K2</b> <b>CT996</b> <b>CT996K1</b>	ALT, (PS), MTR-CODE: VAZ1110 ALT, (-PS), MTR-CODE: VAZ1110 ALT, (AC), MTR-CODE: 11194 ALT, (AC), MTR-CODE: 11194 CA, MTR-CODE: VAZ1110 CA, MTR-CODE: VAZ1110 CA, MTR-CODE: 11194 CA, MTR-CODE: 11194
<b>LARGUS Box</b>						
1.6	03/12-	VAZ-K7M, VAZ-K4M	62-77	1598	<b>AP9025</b> <b>AP9066</b>	
<b>LARGUS Estate</b>						
1.6	03/12-	VAZ-K7M	62	1598	<b>4PK916 ELAST</b> <b>4PK916 ELAST T1</b> <b>5PK1110</b> <b>6PK1820</b> <b>CT988</b> <b>CT988K3</b> <b>AP9025</b> <b>AP9066</b>	AC AC ALT, (AC), (-PS) ALT, (AC), (PS) CA CA
		VAZ-K4M	77	1598	<b>5PK1130</b> <b>6PK1820</b> <b>CT1179</b> <b>CT1179K1</b> <b>CT1179K3</b> <b>CT1179WP1</b> <b>CT1179WP3</b> <b>AP9025</b> <b>AP9066</b>	ALT, (AC) ALT, (AC) CA CA CA CA
<b>NADESCHDA (2120)</b>						
1.8 i	12/97-	VAZ-2130.1	67	1774	<b>AVX10X940</b> <b>AVX10X940</b>	PS ALT
<b>NIVA (2121, 2123)</b>						
1.7, 1.7 LPG	09/02-	BA3 21214	57-61	1690	<b>AVX10X940</b>	ALT
1600	04/80-03/95	BA3 2121	54-56	1569	<b>AVX10X940</b> <b>AVX13X1050</b>	ALT PS
1700 i 4x4	10/00-	BA3 21214	60-61	1690	<b>AVX10X940</b>	ALT
<b>NOVA (2105)</b>						
1200 Junior/L	09/81-	BA3 2101	44	1198	<b>AVX10X940</b> <b>CT687</b>	ALT CA
1300 Spezial/L	05/81-	BA3 2105	48	1294	<b>AVX10X940</b> <b>CT687</b>	ALT CA
1500 S, 1500 Special	03/85-	BA3 2103, BA3 21083	52-55	1452-1499	<b>AVX10X940</b>	ALT
1600	01/88-10/01	BA3 2106	56	1570	<b>AVX10X940</b>	ALT





ContiTech



## LADA

<b>NOVA (2105)</b> 1700 i Classic	06/96-	B032123	62	1690	<b>AVX10X940</b>	ALT
<b>NOVA Estate (2104)</b> 1300	09/85-12/91	BA3 2105	48	1294	<b>AVX10X940</b> <b>CT687</b>	ALT CA
<b>OKA (1111)</b> 0.8	02/88-	B6113E	26	750	<b>AVX10X750</b> <b>AVX10X825</b> <b>CT527</b> <b>CT527K1</b>	ALT, ⇨12/1997 ALT, 01/1998⇨ CA CA
<b>PRIORA Estate (2170, 2171, 2172)</b> 1.6	12/08-	BA3 21703, VAZ-21126	60-72	1596	<b>6PK1115</b> <b>6PK745</b> <b>CT1137</b> <b>CT1137K1</b>	ALT, (AC) ALT, (AC) CA CA
<b>SAMARA (2108, 2109, 2115)</b> 1.5	04/96-	VAZ-2111	57	1499	<b>AVX10X715</b> <b>4PK698</b> <b>6PK698</b> <b>CT527</b> <b>CT527K1</b> <b>CT527K2</b>	ALT ALT, ⇨12/1997 ALT, 01/1998⇨ CA CA CA
1100	02/88-12/94	BA3 21081	39	1100	<b>AVX10X710</b> <b>4PK698</b> <b>CT527</b> <b>CT527K1</b>	ALT ALT CA CA
1300	01/86-12/94	BA3 2108	48	1288	<b>AVX10X710</b> <b>4PK698</b> <b>CT527</b> <b>CT527K1</b>	ALT ALT CA CA
	02/96-	BA3 21115	50	1288	<b>AVX10X710</b> <b>4PK698</b> <b>CT527</b> <b>CT527K1</b>	ALT, (CARB) ALT, (PETR INJ), ⇨12/1997 CA CA
1500	01/88-	BA3 21083	50-53	1499-1500	<b>AVX10X710</b> <b>4PK698</b> <b>CT527</b> <b>CT527K1</b>	ALT, (CARB) ALT, (PETR INJ), ⇨12/1997 CA CA
	02/95-	BA3 2111	52	1499	<b>AVX10X710</b> <b>4PK698</b> <b>CT527</b> <b>CT527K2</b>	ALT, (CARB) ALT, (PETR INJ), ⇨12/1997 CA CA

## LANCIA

<b>DEDRA (835)</b> 1.6 i.e.	08/89-06/94	835 A1.000	66	1581	<b>CT605</b> <b>CT605K1</b>	CA CA
1.9 TDS	04/89-07/99	835 A4.000, 160 D1.000, 835 A4.046	66	1929	<b>AVX10X725</b> <b>AVX10X735</b> <b>5PK906</b> <b>5PK962</b> <b>5PK975</b> <b>5PK990</b> <b>CT617</b> <b>CT617K1</b>	PS, MTR-NO 1096005⇨ PS, ⇨MTR-NO 1096004 ALT ALT, (AC), ⇨MTR-NO 0933346 ALT, (AC), MTR-NO 0933347⇨ AC CA CA
<b>DELTA II (836)</b> 1.4 i.e.	10/94-08/99	160 A1.046, 836 A4.000	51	1372	<b>AVX10X685</b> <b>AVX10X735</b> <b>AVX10X865</b> <b>AVX13X1050</b> <b>4PK962</b> <b>5PK925</b> <b>5PK962</b>	PS PS, (AUTOM) ALT AC ALT, (AC) ALT, (PS) ALT, (PS), (AC)





LANCIA						
<b>DELTA II (836)</b>						
↔					<b>CT605</b> <b>CT605K1</b>	CA CA
1.6 i.e.	06/93-08/99	835 C1.000	55	1581	<b>AVX10X690</b> <b>AVX13X1025</b> <b>4PK915</b> <b>5PK920</b> <b>5PK962</b> <b>CT605</b> <b>CT605K1</b>	PS AC ALT ALT, (PS) ALT, (PS), (AC) CA CA
1.9 TD	10/94-08/99	835 A4.000, 160 D1.000	66	1929	<b>AVX10X725</b> <b>5PK900</b> <b>5PK940</b> <b>5PK970</b> <b>CT617</b> <b>CT617K1</b>	PS ALT AC ALT, AC CA CA
<b>DELTA III (844)</b>						
1.4	09/08-	198 A4.000	88	1368	<b>5PK1150</b> <b>5PK1150K1</b> <b>CT1049</b> <b>CT1049K1</b> <b>CT1049WP1</b>	ALT ALT CA CA CA
1.6 D Multijet	09/08-	198 A2.000	88	1598	<b>6PK1374</b> <b>6PK1400</b>  <b>CT1155</b> <b>CT1155K1</b> <b>CT1155WP1</b> <b>AP9017</b> <b>AP9054</b> <b>VD1065</b> <b>MS30</b>	ALT, ↔12/2009, ↔CH-NO 1063140, 1063853 ALT, 12/2009↔, CH-NO 1063141↔, CH-NO 1063854↔ CA CA CA ↔12/2009, ↔CH-NO 1063140, 1063853 FOR ART-NO: VD1065
2.0 D Multijet	09/08-	198 A5.000, 198 A8.000	121	1956	<b>6PK1374</b> <b>6PK1400</b> <b>CT1105</b> <b>AP9017</b> <b>AP9054</b> <b>VD1065</b> <b>MS30</b>	ALT, ↔12/2009 ALT, 01/2010↔ CA ↔12/2009, ↔CH-NO 1063140, 1063853 FOR ART-NO: VD1065
<b>KAPPA (838A)</b>						
2.0 20V	10/94-10/01	838 A1.000, 838 A6.000	107-114	1998	<b>6PK1038</b> <b>6PK1685</b> <b>CT880</b> <b>CT880K2</b>	ALT, 01/1995↔ ALT, AC, 01/1995↔ CA CA
2.4 JTD	06/98-10/01	838 A8.000	100	2387	<b>6PK1105</b> <b>6PK1740</b> <b>CT968</b> <b>CT968K1</b> <b>CT968WP1</b> <b>AP9058</b> <b>VD1064</b> <b>MS28</b>	ALT, PS, (AC) ALT, PS, AC CA CA CA CA FOR ART-NO: VD1064
2.4 TDS	08/94-10/01	838 A3.000, 838 A7.000	91	2387	<b>6PK1070</b> <b>6PK1105</b> <b>6PK1720</b> <b>6PK1740</b> <b>CT918</b> <b>CT918K1</b> <b>CT995</b> <b>AP9058</b> <b>VD1064</b>	ALT, PS, (AC), ↔01/1997, ↔MTR-NO 0597296 ALT, PS, (AC), 01/1997↔, MTR-NO 0597297↔ ALT, PS, AC, ↔01/1997, ↔MTR-NO 0597296 ALT, PS, AC, 01/1997↔, MTR-NO 0597297↔ CA, MTR-NO 130186↔ CA, MTR-NO 130186↔ CA, ↔MTR-NO 130185 MTR-NO 0597297↔

LANCIA



ContiTech



LANCIA

## LANCIA

### LYBRA (839AX, 839BX)

↔ 1.8 16V

07/99-10/05 839 A4.000, 839 A7.000, 839 A9.000

96

1747

- 6PK1060**
- 6PK1080**
- 6PK1965**
- 6PK1973**
- CT877**
- CT877K2**
- CT877WP2**
- CT970**
- CT970K1**

ALT, PS, (-AC), MTR-NO 2850152↔, 03/2002↔  
 ALT, PS, (-AC), ↔MTR-NO 2850151, ↔02/2002  
 ALT, PS, AC, MTR-NO 2850152↔, 03/2002↔  
 ALT, PS, AC, ↔MTR-NO 2850151, ↔02/2002

CA  
 CA  
 CA  
 BS  
 BS

1.9 JTD

07/99-09/00 AR 32302

77

1910

- 6PK1038**
- 6PK1836**
- CT968**
- CT968K2**
- CT968WP2**
- AP9017**
- AP9058**
- VD1065**
- MS30**

ALT, PS, (-AC)  
 ALT, PS, (AC)  
 CA  
 CA  
 CA

FOR ART-NO: VD1065

09/00-05/01 AR 37101

81

1910

- 6PK1038**
- 6PK1836**
- CT968**
- CT968K2**
- CT968WP2**
- AP9017**
- VD1065**
- MS30**

ALT, (AC)  
 ALT, (AC)  
 CA  
 CA  
 CA

FOR ART-NO: VD1065

05/01-10/05 937 A2.000

85

1910

- 6PK1038**
- 6PK1836**
- CT968**
- CT968K2**
- AP9017**
- AP9058**
- VD1065**
- MS30**

ALT, (AC)  
 ALT, (AC)  
 CA  
 CA

FOR ART-NO: VD1065

### MUSA (350)

1.3 D Multijet

10/04- 188 A9.000

51

1248

- 6PK1180**
- 6PK1310**
- 6PK1310K1**
- AP9035**

ALT, (AC)  
 ALT, AC  
 ALT, (AC)

09/06- 199 A3.000, 199 B1.000

66-70

1248

- 6PK1180**
- 6PK1180K3**
- 6PK1310**
- 6PK1310K1**
- AP9035**
- AP9082**

ALT, (AC)  
 ALT, (AC)  
 ALT, (AC)  
 ALT, (AC)

1.4

09/05- 350 A1.000

57

1368

- 4PK665**
- 5PK1145**
- CT1115**
- CT1115K1**
- CT1115WP1**

ALT, (AC)  
 ALT, (AC)  
 CA  
 CA  
 CA

10/04- 192 B2.000, 843 A 1.000

66-70

1368

- 5PK1150**
- 5PK1150K1**
- CT1049**
- CT1049K1**
- CT1049WP1**

ALT  
 ALT  
 CA  
 CA  
 CA

1.4 LPG

11/10- 350 A1.000

57

1368

- 5PK1150**
- CT1115**
- CT1115K1**
- CT1115WP1**

ALT  
 CA  
 CA  
 CA

1.9 D Multijet

10/04- 188 B2.000

74

1910

- 6PK1195**
- CT968**

ALT, AC  
 CA





LANCIA						
<b>MUSA (350)</b>						
					<b>CT968K2</b> <b>AP9017</b> <b>AP9054</b> <b>VD1065</b> <b>MS30</b>	CA    FOR ART-NO: VD1065
<b>PHEDRA (179)</b> 2.2 JTD						
	09/02-11/10	4HW (DW12ATED4)	94	2179	<b>6PK1740</b> <b>6PK1740D1</b> <b>6PK1740K4</b> <b>CT1037</b> <b>CT1037K2</b> <b>CT1037WP1</b> <b>AP9019</b> <b>AP9023</b> <b>AP9038</b> <b>AP9040</b> <b>VD1080</b> <b>VD1095</b> <b>MS02</b>	ALT, (AC) ALT, (AC), ⇨ 11/2004 ALT, (AC) CA CA CA CA  ⇨ 11/2004, ⇨ ORG-NO 10248 11/2004⇨, ORG-NO 10249⇨ FOR ART-NO: VD1080, VD1095
<b>VOYAGER MPV (RT)</b> 2.8 CRD						
	09/11-	ENS	120	2776	<b>6PK1740</b>	ALT
<b>Y (840A)</b> 1.1						
	11/95-09/03	176 B2.000	40	1108	<b>3PK915</b> <b>4PK673</b> <b>4PK698</b> <b>4PK841</b> <b>CT973</b> <b>CT973K1</b> <b>CT997</b> <b>CT997K1</b> <b>CT997WP1</b>	PS ALT, (AC) ALT, (AC) AC CA, ⇨ MTR-NO 9042883 CA, ⇨ MTR-NO 9042883 CA, MTR-NO 9042884⇨ CA, MTR-NO 9042884⇨ CA, MTR-NO 9042884⇨
1.2	03/96-09/03	840 A3.000, 188 A4.000	44	1242	<b>3PK915</b> <b>3PK915</b> <b>4PK673</b> <b>4PK698</b> <b>4PK715</b> <b>4PK841</b> <b>4PK855</b> <b>5PK1570</b> <b>5PK1585</b> <b>CT927</b> <b>CT927K1</b> <b>CT927WP1</b>  <b>CT999</b> <b>CT999K1</b> <b>CT999WP1</b>	PS, ⇨ 07/2000 PS, (-AC), 08/2000⇨, ⇨ 07/2003 ALT, (AC), ⇨ MTR-NO 714685 ALT, (AC), 11/1997⇨, CH-NO 3200924⇨ ALT, (AC), ⇨ 10/1997, ⇨ CH-NO 3200923 AC, 11/1997⇨, ⇨ 07/2000, CH-NO 3200924⇨ AC, ⇨ 10/1997, ⇨ CH-NO 3200923 ALT, PS, AC, 01/2002⇨, ⇨ 09/2003 ALT, PS, AC, 08/2000⇨, ⇨ 12/2001 CA, ⇨ MTR-NO 9042882 CA, ⇨ MTR-NO 9042882 CA, ⇨ MTR-NO 9042882, MTR-CODE: 840 A3.000, ⇨ 04/1999 CA, MTR-NO 9042883⇨ CA, MTR-NO 9042883⇨ CA, MTR-NO 9042883⇨, ⇨ 07/2002
1.2 16V	10/00-09/03	188 A5.000	59	1242	<b>3PK915</b> <b>4PK673</b> <b>5PK1570</b> <b>5PK1585</b> <b>CT1049</b> <b>CT1049K1</b> <b>CT1049WP1</b>	PS ALT, (AC) ALT, (AC), MTR-NO 616580⇨ ALT, (AC), ⇨ MTR-NO 616579 CA CA CA
	04/97-09/03	176 B9.000	63	1242	<b>3PK915</b> <b>4PK673</b> <b>4PK715</b> <b>4PK841</b> <b>4PK855</b> <b>CT1049</b> <b>CT1049K1</b>	PS ALT, (AC) ALT, (AC) AC, MTR-NO 3200924⇨ AC, ⇨ MTR-NO 3200923 CA CA

LANCIA



ContiTech



**LANCIA**

Y (840A)						
1.4 12V	10/96-09/03	840 A2.000	59	1370	CT1049WP1 6PK1045 6PK1845 CT878 CT878K1	CA ALT, (-AC) ALT, (-AC) CA CA
Y10 (156)						
1.0 Fire	03/85-06/89	156 A2.000	33	999	CT503 CT503K1	CA CA
1.0 Fire, 1.0 Fire CAT	06/85-02/92	156 A2.100, 156 A2.246	32-33	999	AVX10X675 3PK690 CT503 CT503K1	ALT ALT CA CA
1.1 Avenue	01/95-12/95	176 B2.000	40	1108	3PK690 4PK673 4PK815 4PK825 CT973 CT973K1 CT973WP1	ALT, (AC) ALT, (AC) AC, ⇨MTR-NO 5088940 AC, MTR-NO 5088941⇨ CA CA CA
1.1 i.e. Fire	07/89-09/95	156 C.046	37	1108	3PK690 4PK673 4PK815 4PK825 CT503 CT503K1	ALT, (AC), 01/1992⇨ ALT, (AC), 01/1992⇨ AC, ⇨MTR-NO 5088940 AC, MTR-NO 5088941⇨ CA CA
YPSILON (312, 846)						
0.9 Twinair	05/11-	312 A2.000	63	875	5PK1150	ALT, (AC)
1.2	05/11-	169 A4.000	51	1242	4PK665 5PK1150 5PK1150K1 CT1115 CT1115K1 CT1115WP1	ALT, (-AC) ALT, (AC) ALT, (AC) CA CA CA
1.3 Multijet	05/11-	199 B1.000	70	1248	6PK1180 6PK1180K3 6PK1310 6PK1310K1 AP9082	ALT, (AC) ALT, (-AC) ALT, (AC) ALT, (AC)
YPSILON (843)						
1.2	10/03-12/11	188 A4.000	44	1242	4PK665 5PK1145 5PK1145K1 CT1115 CT1115K1 CT1115WP1 CT999 CT999K1 CT999WP1	ALT, (AC) ALT, (AC) ALT, (AC) CA, MTR-CODE: 188 A4.000, MTR-NO 2533529⇨ CA, MTR-CODE: 188 A4.000, MTR-NO 2533529⇨ CA, MTR-CODE: 188 A4.000, MTR-NO 2533529⇨ CA, MTR-CODE: 188 A4.000, ⇨MTR-NO 2533528 CA, MTR-CODE: 188 A4.000, ⇨MTR-NO 2533528 CA, MTR-CODE: 188 A4.000, ⇨MTR-NO 2533528
		188 A5.000	59	1242	4PK673 5PK1145 5PK1145K1 CT1049 CT1049K1 CT1049WP1	ALT, (-AC) ALT, (AC) ALT, (AC) CA CA CA
	08/10-12/11	169 A4.000	51	1242	5PK1150 5PK1150K1 CT1115 CT1115K1 CT1115WP1	ALT ALT CA CA CA
1.3 D Multijet	09/06-12/11	199 A2.000	55	1248	6PK1180 6PK1180K3	ALT, (AC) ALT, (-AC)







LANCIA						
<b>YPSILON (843)</b>						
					<b>6PK1310</b> <b>6PK1310K1</b> <b>AP9035</b>	ALT, (AC) ALT, (AC)
		199 A3.000	66	1248	<b>6PK1180</b> <b>6PK1180K3</b> <b>6PK1310</b> <b>6PK1310K1</b> <b>AP9035</b> <b>AP9082</b>	ALT, (AC) ALT, (AC) ALT, (AC) ALT, (AC)
1.4	02/06-12/11	350 A1.000	57	1368	<b>4PK665</b> <b>5PK1145</b> <b>5PK1145K1</b> <b>CT1115</b> <b>CT1115K1</b> <b>CT1115WP1</b>	ALT, (AC) ALT, (AC) ALT, (AC) CA CA CA
1.4 16V	10/03-12/11	843 A 1.000	70	1368	<b>4PK673</b> <b>5PK1145</b> <b>5PK1145K1</b> <b>CT1049</b> <b>CT1049K1</b> <b>CT1049WP1</b>	ALT, (AC) ALT, (AC) ALT, (AC) CA CA CA
1.4 LPG	11/10-12/11	350 A1.000	57	1368	<b>5PK1150</b> <b>5PK1150K1</b> <b>CT1115</b> <b>CT1115K1</b> <b>CT1115WP1</b>	ALT ALT CA CA CA

LAND ROVER						
<b>DEFENDER (LD, LD.)</b>						
2.4 Td4 4x4	05/07-	ZSD-424	90	2402	<b>7PK2958</b> <b>AP9063</b>	ALT, (AC)
2.5 90,110 TDI 4x4	09/90-12/98	23 L, 11 L, 16 L	83	2495	<b>AVX10X1025</b> <b>AVX13X725</b> <b>4PK1325</b> <b>7PK1580</b> <b>7PK1593</b> <b>CT952</b> <b>CT953</b>	ALT, MTR-CODE: 11L PS, MTR-CODE: 11L AC, MTR-CODE: 16L ALT, MTR-NO 16L25165⇒, MTR-CODE: 16L ALT, ⇒MTR-NO 16L25164, MTR-CODE: 16L CA, 01/1995⇒ CA, ⇒12/1994
2.5 Td5 4x4	06/98-	10 P, 14 P, 15 P	90	2495	<b>7PK1715</b> <b>7PK1801</b>	ALT, PS AC
<b>DISCOVERY I (LJ, LG)</b>						
2.5 TDI 4x4	10/89-10/98	12 L, 19 L, 21 L, 17 L	83	2496	<b>AVX10X613</b> <b>AVX13X1025</b> <b>AVX13X1350</b> <b>CT953</b>	ALT PS AC CA
<b>DISCOVERY II (LJ, LT)</b>						
2.5 Td5 4x4	01/99-06/04	10 P, 15 P	102	2495	<b>7PK1715</b> <b>7PK1801</b> <b>7PK1867</b>	ALT, (AC), (-LC) ALT, (AC), (-LC) ALT, (AC), (LC)
4.0 V8 4x4	11/98-06/04	56 D	136	3950	<b>7PK1770</b> <b>7PK1855</b> <b>7PK1867</b> <b>7PK2255</b> <b>7PK2345</b> <b>7PK2710</b>	MTR-CODE: 56D, ALT, (-AC), (-LC), ⇒06/2004 MTR-CODE: 35D/35L/37L, ALT, (-AC), MTR-NO 36D50530⇒, 38D32140⇒, ⇒12/1998 MTR-CODE: 35D/35L/37L, ALT, (-AC), ⇒MTR-NO 36D50529, 38D32139, ⇒12/1998 MTR-CODE: 35D/35L/37L, ALT, (AC), ⇒MTR-NO 36D50529, 38D32139 MTR-CODE: 56D, ALT, (AC), (-LC), ⇒06/2004 MTR-CODE: 56D, ALT, (AC), (LC)
<b>DISCOVERY III (TAA)</b>						
2.7 TD 4x4	07/04-09/09	276DT	140	2720	<b>8PK2092</b> <b>CT1117</b>	ALT CA





ContiTech



## LAND ROVER

### DISCOVERY III (TAA)

						<b>CT1117K1</b>	CA
						<b>CT1118</b>	INJP
						<b>CT1118K1</b>	INJP

### DISCOVERY IV (LA)

2.7 TD 4x4	09/09-	276DT	140	2720		<b>8PK2092</b>	ALT
						<b>CT1117</b>	CA
						<b>CT1117K1</b>	CA
3.0 TD 4x4, 3.0 SDV6 4x4	09/09-	306DT, 30DDTX	155-188	2993		<b>6PK2100</b>	ALT
						<b>CT1117</b>	CA
						<b>CT1117K1</b>	CA

### FREELANDER (LN)

1.8 16V 4x4	11/00-10/06	18 K4F	86	1796		<b>3PK750</b>	PS
						<b>5PK1190</b>	ALT, AC, ⇨CH-NO YA999999
						<b>5PK1200</b>	ALT, AC, CH-NO 1A000001⇨
						<b>5PK736</b>	ALT, (AC)
						<b>CT929</b>	CA, (MANL-TP)
						<b>CT929K2</b>	CA, (MANL-TP)
						<b>CT974</b>	CA, (AUTOM-TP)
						<b>CT974K1</b>	CA, (AUTOM-TP)
1.8 i 16V 4x4	02/98-11/00	18 K4F	88	1796		<b>3PK750</b>	PS
						<b>5PK1190</b>	ALT, AC
						<b>5PK736</b>	ALT
						<b>CT929</b>	CA, (MANL-TP)
						<b>CT929K2</b>	CA, (MANL-TP)
						<b>CT974</b>	CA, (AUTOM-TP)
						<b>CT974K1</b>	CA, (AUTOM-TP)
						<b>CT974WP1</b>	CA, (AUTOM-TP)
2.0 DI 4x4	02/98-11/00	20 T2N	72	1994		<b>6PK1185</b>	ALT
						<b>6PK1460</b>	ALT, AC
						<b>CT1041</b>	CA, MTR-NO 18N000243⇨, 17N000187⇨
						<b>CT1041K1</b>	CA, MTR-NO 18N000243⇨, 17N000187⇨
						<b>CT1042</b>	INJP
						<b>CT1042K1</b>	INJP
2.0 Td4 4x4	11/00-10/06	204D3, M 47	82	1951		<b>5PK2030</b>	ALT
						<b>5PK875</b>	AC
						<b>VD1087</b>	MTR-CODE: M47

### FREELANDER 2 (FA)

2.2 SD4 4x4, 2.2 TD4 4x4	10/06-10/14	224DT, DW12BTED4	110-140	2179		<b>6PK1743</b>	ALT
						<b>CT1142</b>	CA
						<b>CT1142K1</b>	CA
						<b>AP9023</b>	

### FREELANDER Soft Top

1.8 i 16V 4x4	02/98-10/06	18 K4F	88	1796		<b>3PK750</b>	PS
						<b>5PK1190</b>	ALT, AC, ⇨CH-NO YA999999
						<b>5PK1200</b>	ALT, AC, CH-NO 1A000001⇨
						<b>5PK736</b>	ALT, (AC)
						<b>CT929</b>	CA, (MANL-TP)
						<b>CT929K2</b>	CA, (MANL-TP)
						<b>CT974</b>	CA, (AUTOM-TP)
						<b>CT974K1</b>	CA, (AUTOM-TP)
2.0 DI 4x4	02/98-10/06	20 T2N	72	1994		<b>6PK1185</b>	ALT
						<b>6PK1460</b>	ALT, AC
						<b>CT1041</b>	CA, MTR-NO 18N000243⇨, 17N000187⇨
						<b>CT1041K1</b>	CA, MTR-NO 18N000243⇨, 17N000187⇨
						<b>CT1042</b>	INJP
						<b>CT1042K1</b>	INJP

### RANGE ROVER EVOQUE (LV)

2.2 D, 2.2 D 4x4	06/11-	224DT	110-140	2179		<b>6PK1205</b>	ALT
						<b>CT1142</b>	CA
						<b>CT1142K1</b>	CA

### RANGE ROVER II (LP)

2.5 D 4x4	07/94-03/02	25 6T (BMW)	100	2497		<b>4PK841</b>	AC, MTR-CODE: BMW
-----------	-------------	-------------	-----	------	--	---------------	-------------------





MAZDA

LAND ROVER							
<b>RANGE ROVER II (LP)</b>							
↔					∞	<b>4PK855</b>	AC, OE-NO STC2326
					∞	<b>5PK1815</b>	ALT, MTR-CODE: BMW
4.6 4x4	07/94-03/02	46 D	165	4553	∞	<b>7PK1867</b>	ALT, (-AC), ⇨CH-NO WA410481
					∞	<b>7PK2120</b>	ALT, (AC), ⇨CH-NO WA410481
					∞	<b>7PK2337</b>	ALT, (AC), CH-NO XA410482⇨, OE-NO PQS101630
<b>RANGE ROVER III (LM)</b>							
3.0 D 4x4	03/02-08/12	306D1	130	2926	∞	<b>5PK2020</b>	ALT
					∞	<b>5PK813</b>	AC
4.4 4x4	03/02-08/12	M62 B44	210	4398	∞	<b>5PK1005</b>	AIRC
					∞	<b>7PK1635</b>	ALT
<b>RANGE ROVER IV (LG)</b>							
3.0 D 4x4, 3.0 D Hybrid 4x4	08/12-	306DT	155-250	2993	▲▲▲	<b>CT1117</b>	CA
					▲▲▲	<b>CT1117K1</b>	CA
<b>RANGE ROVER SPORT (LS)</b>							
2.7 D 4x4	02/05-03/13	276DT	140	2720	∞	<b>8PK2092</b>	ALT, OE-NO PQS500370
					▲▲▲	<b>CT1117</b>	CA
					▲▲▲	<b>CT1117K1</b>	CA
					▲▲▲	<b>CT1118</b>	INJP
					▲▲▲	<b>CT1118K1</b>	INJP
3.0 D 4x4	09/09-03/13	30DDTX	180-188	2993	∞	<b>6PK2100</b>	ALT
					∞	<b>6PK2498</b>	ALT, (ELECTR. DAMPER-CONTROL)
					▲▲▲	<b>CT1117</b>	CA
					▲▲▲	<b>CT1117K1</b>	CA
3.6 D 4x4	04/06-03/13	368DT	200	3628	∞	<b>8PK1955</b>	ALT
<b>RANGE ROVER SPORT (LW)</b>							
3.0 D 4x4, 3.0 D Hybrid 4x4	04/13-	306DT, 30DDTX	155-250	2993	▲▲▲	<b>CT1117</b>	CA
					▲▲▲	<b>CT1117K1</b>	CA

LEXUS							
<b>GS (GRS19_, UZS19_, GWS19_)</b>							
300	04/05-11/11	3GR-FSE	183	2995	∞	<b>7PK1549</b>	ALT
<b>IS I (JCE1_, GXE1_)</b>							
200	04/99-07/05	1G-FE	114	1988	∞	<b>3PK890</b>	PS
					∞	<b>4PK1070</b>	ALT
					∞	<b>4PK900</b>	AC
					▲▲▲	<b>CT876</b>	CA
<b>IS II (GSE2_, ALE2_, USE2_)</b>							
220d	10/05-	2AD-FHV	130	2231	∞	<b>7PK1867</b>	ALT
					◎	<b>AP9076</b>	
250	10/05-	4GR-FSE	153	2499	∞	<b>7PK1549</b>	ALT
<b>RX (GYL1_, GGL15, AGL10)</b>							
350 AWD	12/08-	2GR-FE	204	3456	∞	<b>7PK1549</b>	ALT
450h AWD	12/08-	2GR-FXE	183	3456	∞	<b>7PK1687</b>	ALT
<b>RX (MCU15)</b>							
300, 300 AWD	07/00-05/03	1MZ-FE	148	2995	∞	<b>4PK875</b>	PS
					∞	<b>6PK1038</b>	ALT
					▲▲▲	<b>CT1029</b>	CA
<b>RX (MHU3_, GSU3_, MCU3_)</b>							
300	05/03-12/08	1MZ-FE	150	2995	∞	<b>4PK875</b>	PS
					∞	<b>6PK1038</b>	ALT
					▲▲▲	<b>CT1029</b>	CA
350 AWD	02/06-12/08	2GR-FE	203	3456	∞	<b>6PK1038</b>	ALT
400h AWD	09/04-12/08	3MZ-FE	155	3311	▲▲▲	<b>CT1029</b>	CA, 04/2005⇨

LTI							
<b>TX</b>							
2.7 TD	01/97-	TD27	60	2663	∞	<b>AVX13X1150</b>	ALT
					∞	<b>AVX13X925</b>	AC

MAZDA							
<b>121 II (DB)</b>							
1.3 i 16V	11/90-03/96	B3 (16V)	53	1324	∞	<b>4PK850</b>	PS
					∞	<b>4PK875</b>	ALT





ContiTech



**MAZDA**

**121 II (DB)**



					<b>4PK875</b> AC <b>4PK962</b> PS, (AC) <b>CT1024</b> CA, CH-NO 124779⇨ <b>CT1024K1</b> CA <b>CT603</b> CA, ⇨CH-NO 124779
--	--	--	--	--	---

**121 III (JASM, JBSM)**

1.25	03/96-04/03	DHF, DHG	55	1242	<b>6PK1180</b> ALT <b>6PK1750</b> ALT, PS <b>6PK1775</b> ALT, AC <b>CT881</b> CA <b>CT881K1</b> CA, ⇨02/1997 <b>CT881K2</b> CA, 05/1998⇨ <b>CT881K4</b> CA, 03/1997⇨, ⇨04/1998 <b>CT881WP1</b> CA, 05/1998⇨
1.3	03/96-04/03	JJK, JJM, J4R, J4T	37-44	1299	<b>6PK1440</b> ALT, (-PS), (AC) <b>6PK1733</b> ALT, (PS), (-AC) <b>6PK1900</b> ALT, (PS), (AC) <b>6PK862</b> ALT, (-PS), (AC)

**2 (DE)**

1.3, 1.3 MZR	10/07-06/15	ZJ-VE	55-63	1349	<b>6PK1840</b> ALT
1.4 MZR-CD	01/08-06/15	Y404	50	1399	<b>6PK800</b> ALT, (-AC) <b>6PK800K1</b> ALT, (AC), ⇨04/2010 <b>6PK976</b> ALT, (AC) <b>6PK976K1</b> ALT, (AC) <b>CT1063</b> CA <b>CT1063K1</b> CA <b>CT1063WP2</b> CA <b>AP9019</b> <b>VD1094</b>
1.5, 1.5 MZR	10/07-06/15	ZY-VE, ZY-DE, ZY05, ZY66	75-76	1498	<b>6PK1840</b> ALT, (AC)

**2 (DY)**

1.2	02/03-	FUJA	55	1242	<b>5PK694 ELAST</b> PS, (AC) <b>5PK694 ELAST T1</b> PS, (AC) <b>6PK1019 ELAST</b> ALT, (-AC) <b>6PK1019 ELAST T2</b> ALT, (AC) <b>CT881</b> CA <b>CT881K2</b> CA, ⇨04/2005 <b>CT881K3</b> CA, 05/2005⇨ <b>CT881K5</b> CA, 08/2009⇨
1.25	04/03-	FUJA	55	1242	<b>5PK694 ELAST</b> PS, (AC) <b>6PK1019 ELAST</b> ALT, (AC) <b>6PK1019 ELAST T1</b> ALT, (PS), (AC) <b>6PK1042 ELAST</b> ALT, (-AC) <b>6PK1042 ELAST T1</b> ALT, (PS), (-AC) <b>CT881</b> CA <b>CT881K2</b> CA, ⇨04/2005 <b>CT881K3</b> CA, 05/2005⇨, ⇨08/2009 <b>CT881K5</b> CA, 08/2009⇨ <b>CT881WP1</b> CA, ⇨04/2005 <b>CT881WP2</b> CA, 02/2005⇨, ⇨08/2009
1.4	04/03-	FXJA	59	1388	<b>5PK694 ELAST</b> PS, (AC) <b>6PK1019 ELAST</b> ALT, (AC) <b>6PK1019 ELAST T1</b> ALT, (PS), (AC) <b>6PK1042 ELAST</b> ALT, (-AC) <b>6PK1042 ELAST T1</b> ALT, (PS), (-AC) <b>CT881</b> CA <b>CT881K2</b> CA, ⇨02/2005 <b>CT881K3</b> CA, 02/2005⇨, ⇨08/2009 <b>CT881K5</b> CA, 08/2009⇨ <b>CT881WP1</b> CA, ⇨02/2005





MAZDA						
<b>2 (DY)</b>						
↔						<b>CT881WP2</b> CA, 02/2005↔, ↔08/2009
1.4 CD	04/03-	F6JA, F6JB	50	1399		<b>6PK1345</b> ALT, (AC)
						<b>6PK1345K1</b> ALT, (AC)
						<b>6PK1705</b> ALT, (AC)
						<b>6PK1705K2</b> ALT, (AC)
						<b>CT1063</b> CA
						<b>CT1063K1</b> CA
						<b>CT1063WP2</b> CA
						<b>AP9038</b>
						<b>AP9070</b>
						<b>VD1094</b>
<b>3 (BK)</b>						
1.4	10/03-06/09	ZJ-VE	62	1349		<b>6PK2013</b> ALT, (AC)
						<b>6PK2013</b> ALT, (AC)
1.6	10/03-06/09	B6ZE	77	1598		<b>6PK2013</b> ALT
						<b>AP9080</b>
	02/04-	Z6	77	1598		<b>6PK2013</b> ALT, (AC)
						<b>6PK2013</b> ALT, (AC)
						<b>AP9080</b>
1.6 DI Turbo	06/04-	Y601	80	1560		<b>6PK800</b> ALT, (AC)
						<b>6PK800K1</b> ALT, (AC)
						<b>6PK976</b> ALT, (AC)
						<b>6PK976K1</b> ALT, (AC)
						<b>CT1092</b> CA
						<b>CT1092K1</b> CA
						<b>CT1092WP1</b> CA
						<b>AP9029</b> ALT, (Denso), FOR ALT: 120A, OE-NO Y601-18-300
						<b>VD1094</b>
2.0	10/03-	LF17	110	1999		<b>5PK694 ELAST</b> AC, (AUTOM)
						<b>5PK694 ELAST T1</b> AC, (AUTOM)
						<b>5PK716 ELAST</b> AC, (MANL)
						<b>5PK716 ELAST T1</b> AC, (MANL)
						<b>6PK1306</b> ALT
2.3 MPS Turbo	12/06-06/09	L3-VDT, L3N9	191	2261		<b>6PK2315</b> ALT
<b>3 (BL)</b>						
1.6 MZR	06/09-	Z6	77	1598		<b>6PK1863</b> ALT
						<b>AP9080</b>
1.6 MZR CD	12/08-	Y601, Y642	80	1560		<b>6PK976</b> ALT
						<b>6PK976K1</b> ALT
						<b>CT1092</b> CA
						<b>CT1092K1</b> CA
						<b>AP9019</b>
						<b>AP9029</b> ALT, (Denso), FOR ALT: 120A, OE-NO Y601-18-300
	11/10-	Y655, Y650	85	1560		<b>6PK962</b> ALT
						<b>CT1162</b> CA
						<b>CT1162K1</b> CA
						<b>CT1162WP1</b> CA
						<b>AP9029</b> ALT, (Denso), FOR ALT: 120A, OE-NO Y601-18-300
						<b>VD1096</b>
2.0 MZR	06/09-	LF17, LF-DE	110	1999		<b>5PK694 ELAST</b> AC, (AUTOM)
						<b>5PK694 ELAST T1</b> AC, (AUTOM)
						<b>5PK716 ELAST</b> AC, (MANL)
						<b>5PK716 ELAST T1</b> AC, (MANL)
						<b>6PK1306</b> ALT
2.0 MZR DISI	06/09-	LF5W, LF5H	111	1999		<b>5PK716 ELAST</b> AC
						<b>6PK1306</b> ALT, (MANL), (START-STOP), ALT, (AUTOM)
						<b>6PK1330</b> ALT, (MANL), (START-STOP)
<b>3 (BM)</b>						
2.0	09/13-	PEY7	88	1998		<b>6PK962</b> ALT
<b>323 C IV (BG)</b>						
1.3 16V	09/89-07/94	B3 (16V)	54	1324		<b>AVX13X900</b> ALT
						<b>4PK1000</b> AC, (PS)

MAZDA



ContiTech



MAZDA

**MAZDA**

**323 C IV (BG)**

					4PK885 4PK890 CT1024 CT1024K1	AC, (-PS) PS CA CA
1.6 16V	03/91-10/94	B6	65	1598	AVX13X900 4PK1000 4PK885 4PK890 CT1024 CT1024K1	ALT AC, (PS) AC, (-PS) PS CA CA

**323 CV (BA)**

1.3 16V	08/94-09/98	B3 (16V)	54	1324	4PK1000 4PK875 4PK885 4PK890 4PK990 CT1024 CT1024K1	PS, (AC), (JCS) AC, ⇨CH-NO 344369 ALT PS, (-AC) PS, (AC), (MANA) CA CA
1.5 16V	08/94-09/98	Z5-DE	65	1489	4PK1000 4PK885 4PK890 4PK990 CT1047 CT1047K1 CT899 CT899K1	PS, (AC), (AIRC) ALT PS, (-AC) PS, (AC), (-AIRC) CA, CH-NO BA1...605121⇨ CA, CH-NO BA1...605121⇨ CA, ⇨CH-NO BA1...605120 CA, ⇨CH-NO BA1...605120

**323 F IV (BG)**

1.6	04/91-04/94	B67L, B67J, B67K	66	1597	AVX13X900 4PK1000 4PK1015 4PK885 4PK890 CT1024 CT1024K1	ALT AC, (PS), AC, (PS), COLD COUNTRIES AC, (PS), HOT COUNTRIES AC, (-PS), AC, (-PS), COLD COUNTRIES PS, AC, (-PS), HOT COUNTRIES CA CA
1.6 16V	03/91-10/94	B6	65	1598	AVX13X900 4PK1000 4PK885 4PK890 CT1024 CT1024K1	ALT AC, (PS) AC, (-PS) PS CA CA

**323 F V (BA)**

1.5 16V	07/94-09/98	Z5-DE	65	1489	4PK1000 4PK885 4PK890 4PK985 CT1047 CT1047K1 CT899 CT899K1	PS, (AC), (AIRC) ALT PS, (-AC) PS, (AC), (-AIRC) CA, CH-NO BA1...605121⇨ CA, CH-NO BA1...605121⇨ CA, ⇨CH-NO BA1...605120 CA, ⇨CH-NO BA1...605120
1.8 16V	08/94-09/98	BP-ZE	84	1840	4PK1000 4PK885 4PK890 4PK990 CT769 CT769K1	PS, (AC), (JCS) ALT PS, (-AC) PS, (AC), (MANA) CA CA

**323 F VI (BJ)**

1.4	01/01-05/04	B3 (16V)	53	1324	4PK1000 4PK885 4PK890 CT1024 CT1024K1	PS, (AC) ALT PS, (-AC) CA CA
1.4 16V	09/98-01/01	B3 ME	54	1324	4PK1000	PS, (AC), ⇨CH-NO BA...344 369





ContiTech



**MAZDA**

**323 F VI (BJ)**

					∞	<b>4PK850</b>	AC, (-PS), (-AIRF), CH-NO BA...344 370⇨
					∞	<b>4PK870</b>	AC, (-PS), ⇨CH-NO BA...344 369
					∞	<b>4PK885</b>	ALT
					∞	<b>4PK890</b>	AC, (-PS), CH-NO BA...344 370⇨, (AIRF)
					∞	<b>4PK990</b>	PS, (AC), CH-NO BA...344 370⇨
					▲▲▲	<b>CT1024</b>	CA
					▲▲▲	<b>CT1024K1</b>	CA
1.5 16V	09/98-01/01	ZL06, ZL05	65	1498	∞	<b>4PK1000</b>	PS, (AC)
					∞	<b>4PK885</b>	ALT
					∞	<b>4PK890</b>	PS, (-AC)
					▲▲▲	<b>CT1047</b>	CA
					▲▲▲	<b>CT1047K1</b>	CA
1.6	01/01-05/04	ZM	70-72	1598	∞	<b>4PK1000</b>	PS, (AC)
					∞	<b>4PK885</b>	ALT
					∞	<b>4PK890</b>	PS, (-AC)
					▲▲▲	<b>CT1047</b>	CA
					▲▲▲	<b>CT1047K1</b>	CA
1.9 16V	09/98-01/01	FP, FP55	84	1840	∞	<b>4PK920</b>	ALT
					∞	<b>5PK1030</b>	PS, (-AC)
					∞	<b>5PK1165</b>	PS, (AC)
					▲▲▲	<b>CT972</b>	CA
					▲▲▲	<b>CT972K1</b>	CA
2.0	01/01-05/04	FS7E, FS7G	96	1991	∞	<b>4PK920</b>	ALT
					∞	<b>5PK1030</b>	PS, (-AC)
					∞	<b>5PK1165</b>	PS, AC
					▲▲▲	<b>CT787</b>	CA
					▲▲▲	<b>CT787K1</b>	CA
2.0 TD	01/01-05/04	RF4F	74	1998	∞	<b>2X12,7X1057La</b>	ALT, (AC)
					▲▲▲	<b>CT1133</b>	CA
					▲▲▲	<b>CT1133K1</b>	CA
					▲▲▲	<b>CT1133K2</b>	CA

**323 P V (BA)**

1.3 16V	10/96-	B3 (16V)	54	1324	∞	<b>4PK1000</b>	PS, (AC), ⇨CH-NO BA...344 369
					∞	<b>4PK850</b>	AC, (-PS), (-AIRF), CH-NO BA...344 370⇨
					∞	<b>4PK870</b>	AC, (-PS), ⇨CH-NO BA...344 369
					∞	<b>4PK885</b>	ALT
					∞	<b>4PK890</b>	AC, (-PS), (AIRF), CH-NO BA...344 370⇨
					∞	<b>4PK990</b>	PS, (AC), CH-NO BA...344 370⇨
					▲▲▲	<b>CT1024</b>	CA
					▲▲▲	<b>CT1024K1</b>	CA
1.5 16V	10/96-	Z5-DE	65	1489	∞	<b>4PK1000</b>	PS, AC, (AIRC)
					∞	<b>4PK885</b>	ALT
					∞	<b>4PK890</b>	PS, (-AC)
					∞	<b>4PK990</b>	PS, AC, (-AIRC)
					▲▲▲	<b>CT1047</b>	CA, CH-NO BA1...605121⇨
					▲▲▲	<b>CT1047K1</b>	CA, CH-NO BA1...605121⇨
					▲▲▲	<b>CT899</b>	CA, ⇨CH-NO BA1...605120
					▲▲▲	<b>CT899K1</b>	CA, ⇨CH-NO BA1...605120

**323 S IV (BG)**

1.6 16V	08/89-10/94	B6	65	1598	∞	<b>AVX13X900</b>	ALT
					∞	<b>4PK1015</b>	AC, (PS)
					∞	<b>4PK885</b>	AC, (-PS)
					∞	<b>4PK890</b>	PS
					▲▲▲	<b>CT1024</b>	CA
					▲▲▲	<b>CT1024K1</b>	CA

**323 S V (BA)**

1.5 16V	08/94-09/98	Z5-DE	65	1489	∞	<b>4PK1000</b>	PS, (AC), (AIRC)
					∞	<b>4PK885</b>	ALT
					∞	<b>4PK890</b>	PS, (-AC)
					∞	<b>4PK990</b>	PS, (AC), (-AIRC)
					▲▲▲	<b>CT1047</b>	CA, CH-NO BA1...605121⇨





ContiTech



MAZDA

**MAZDA**

**323 S V (BA)**

↕					<b>CT1047K1</b>	CA, CH-NO BA1-..605121⇔
					<b>CT899</b>	CA, ⇔CH-NO BA1-..605120
					<b>CT899K1</b>	CA, ⇔CH-NO BA1-..605120
1.6 TD	05/94-09/98	4EE1-T	60	1686	<b>AVX10X913</b>	PS
					<b>AVX13X1138</b>	AC
					<b>CT748</b>	CA
					<b>CT748K6</b>	CA

**323 S VI (BJ)**

1.5 16V	09/98-01/01	ZL06, ZL05	65	1498	<b>4PK1000</b>	PS, (AC)
					<b>4PK885</b>	ALT
					<b>4PK890</b>	PS, (-AC)
					<b>CT1047</b>	CA
					<b>CT1047K1</b>	CA
1.6	01/01-05/04	ZM	72	1598	<b>4PK1000</b>	PS, (AC)
					<b>4PK885</b>	ALT
					<b>4PK890</b>	PS, (-AC)
					<b>CT1047</b>	CA
					<b>CT1047K1</b>	CA

**5 (CR19)**

1.8	03/05-	L823	85	1798	<b>5PK694 ELAST</b>	AC, (AUTOM)
					<b>5PK694 ELAST T1</b>	AC, (AUTOM)
					<b>5PK716 ELAST</b>	AC, (MANL)
					<b>5PK716 ELAST T1</b>	AC, (MANL)
					<b>6PK1306</b>	ALT
2.0	03/05-	LFF7	107	1999	<b>5PK694 ELAST</b>	AC, (AUTOM)
					<b>5PK694 ELAST T1</b>	AC, (AUTOM)
					<b>5PK716 ELAST</b>	AC, (MANL)
					<b>5PK716 ELAST T1</b>	AC, (MANL)
					<b>6PK1306</b>	ALT
2.0 CD	03/05-	RF7J	81-105	1998	<b>8PK1175</b>	ALT, (-AC)
					<b>8PK1226</b>	ALT, (AC)
					<b>CT1136</b>	CA
					<b>CT1136K1</b>	CA
					<b>AP9049</b>	

**5 (CW)**

1.6 CD	09/10-	Y655, Y650	85	1560	<b>6PK962</b>	ALT
					<b>CT1162</b>	CA
					<b>CT1162K1</b>	CA
					<b>CT1162WP1</b>	CA
					<b>AP9049</b>	
					<b>VD1096</b>	
1.8 MZR	09/10-	L850	85	1798	<b>6PK1306</b>	ALT, (-START-STOP)
					<b>6PK1330</b>	ALT, (START-STOP)
2.0	09/10-	LF5H	110	1999	<b>5PK716 ELAST</b>	AC
					<b>6PK1306</b>	ALT, (MANL), (-START-STOP), ALT, (AUTOM)
					<b>6PK1330</b>	ALT, (MANL), (START-STOP)

**6 (GJ, GG, GH, GY)**

1.8	08/02-08/07	L813	88	1798	<b>6PK2160</b>	ALT, (-AC), ⇔02/2005
					<b>6PK2250</b>	ALT, (AC), ⇔02/2005
					<b>6PK2260</b>	ALT, (AC), 03/2005⇔, ⇔01/2008
					<b>AP9080</b>	
1.8 MZR	08/07-	L813	88	1798	<b>6PK2241</b>	ALT
2.0	06/02-08/07	LF17, LF18	104	1999	<b>6PK2160</b>	ALT, WP, PS, (-AC)
					<b>6PK2260</b>	ALT, WP, PS, AC
					<b>AP9080</b>	
	03/05-08/07	LFF7	108	1999	<b>6PK2260</b>	ALT, ⇔01/2008
	01/13-	PEY7	121	1998	<b>6PK962</b>	ALT
2.0 DI	08/02-08/07	RF5C	89-100	1998	<b>8PK1175</b>	ALT, (-AC), ⇔02/2005, MTR-CODE: RF5C
					<b>8PK1226</b>	ALT, (AC), ⇔02/2005, MTR-CODE: RF5C
					<b>8PK1226</b>	RF7J, 03/2005⇔, ALT
					<b>CT1136</b>	CA, MTR-CODE: RF7J, 03/2005⇔







MAZDA						
<b>6 (GJ, GG, GH, GY)</b>						
					<b>CT1136K1</b> <b>CT1145</b> <b>CT1145K1</b> <b>AP9049</b>	CA, MTR-CODE: RF7J, 03/2005⇨ CA, MTR-CODE: RF5C, ⇨02/2005 CA, MTR-CODE: RF5C, ⇨02/2005
	06/05-08/07	RF7J	105	1998	<b>8PK1226</b> <b>CT1136</b> <b>CT1136K1</b> <b>AP9049</b>	ALT CA CA
2.0 MZR	08/07-	LF17	108	1999	<b>6PK2241</b>	ALT
2.0 MZR-CD	08/07-	RF7J	103	1998	<b>8PK1175</b> <b>8PK1230</b> <b>CT1136</b> <b>CT1136K1</b> <b>AP9049</b>	ALT, (AC) ALT, (AC) CA CA
2.2 D	12/12-	SHY1	110-129	2191	<b>6PK1190</b>	ALT
2.2 MZR-CD	01/09-	R2AA	120	2184	<b>AP9049</b>	
2.3	06/02-08/07	L3C1	122	2261	<b>6PK2215</b> <b>6PK2310</b> <b>AP9080</b>	ALT, (AC), ⇨02/2005 ALT, (AC), ⇨02/2005
<b>626 IV (GE)</b>						
1.8	08/91-04/97	FP	77	1840	<b>4PK925</b> <b>5PK1025</b> <b>5PK1150</b> <b>CT972</b> <b>CT972K1</b>	ALT PS PS, AC CA CA
2.0 i	08/91-04/97	FS	85	1991	<b>4PK920</b> <b>5PK1030</b> <b>5PK1165</b> <b>CT787</b> <b>CT787K1</b>	ALT PS PS, AC CA CA
<b>626 V (GF)</b>						
1.8	05/97-10/02	FP, FPY3	66-74	1840	<b>4PK920</b> <b>5PK1030</b> <b>5PK1165</b> <b>CT972</b> <b>CT972K1</b>	ALT PS, (AC) PS, (AC) CA CA
2.0 Turbo DI	04/98-10/02		74	1998	<b>2X12,7X1057La</b> <b>CT1133</b> <b>CT1133K1</b> <b>CT1133K2</b>	ALT, (AC) CA CA CA
2.0, 2.0 H.P.	05/97-10/02	FS, FS2C	85-100	1991	<b>4PK920</b> <b>5PK1030</b> <b>5PK1165</b> <b>CT787</b> <b>CT787K1</b>	ALT PS PS, AC CA CA, MTR-CODE: FS
<b>626 V Station Wagon (GW)</b>						
2.0	02/98-10/02	FS	85	1991	<b>4PK920</b> <b>5PK1030</b> <b>5PK1165</b> <b>CT787</b> <b>CT787K1</b>	ALT PS PS, AC CA CA, MTR-CODE: FS
<b>B-SERIE (UN)</b>						
2.5 D, 2.5 D 4WD, 2.5 TD 4WD	06/99-	WLE7, MD25TI	62-80	2500	<b>AVX13X1000</b> <b>AVX13X975</b> <b>CT1020</b>	AC, ⇨05/2006, ⇨CH-NO 425318 AC, 05/2006⇨, CH-NO 425319⇨ CA
<b>BT-50 (CD, UN)</b>						
2.5 MRZ-CD 4x4	12/06-	WLAA	105	2499	<b>AVX13X975</b> <b>CT1151</b>	AC CA
<b>CX-5 (KE, GH)</b>						
2.0, 2.0 AWD	11/11-	PEY7, PEY6	118-121	1998	<b>6PK962</b>	ALT, (AC)





ContiTech



**MAZDA**

<b>CX-5 (KE, GH)</b> ↔ 2.2 D, 2.2 D AWD	04/12-	SHY1	110-129	2191	∞	<b>6PK1190</b>	ALT, (AC)
<b>CX-7 (ER)</b> 2.2 MZR-CD, 2.2 MZR-CD AWD	09/09-	R2AA	120-127	2184	⊙	<b>AP9049</b>	
2.3 MZR DISI Turbo	09/09-	L3-VDT	191	2261	∞	<b>6PK2285</b> <b>6PK2315</b>	ALT, (AUTOM) ALT, (MANL)
<b>DEMIO (DW)</b> 1.3 16V	08/98-	B3 ME	46	1324	∞	<b>4PK850</b> <b>4PK875</b> <b>4PK885</b> <b>4PK950</b> <b>CT1024</b> <b>CT1024K1</b>	PS, (-AC) PS, (AC), 10/1999⇒ ALT PS, (AC), ⇒09/1999 CA CA
1.5 16V	04/00-07/03	B5 E	55	1498	∞	<b>4PK875</b> <b>4PK875</b> <b>CT1024</b> <b>CT1024K1</b>	ALT, 1x PS, (AC), 1x CA CA
<b>E-SERIE Box (SR2)</b> E2000	06/94-05/03	FE (8V)	70	1998	∞	<b>AVX13X1000</b> <b>AVX13X775</b> <b>AVX13X825</b> <b>AVX13X950</b> <b>AVX13X950</b> <b>AVX13X950</b> <b>CT765</b> <b>CT765K1</b>	ALT PS PS, (4WD) AC ALT, (AC) ALT, (4WD) CA CA
E2200 D	02/97-08/02	R2	52	2184	∞	<b>AVX13X1175</b> <b>AVX13X875</b> <b>AVX13X900</b> <b>AVX13X925</b> <b>CT832</b>	ALT PS, (RWD) PS PS, (4WD) CA
	03/91-05/03	R203, R207	47	2184	∞	<b>AVX13X1125</b> <b>AVX13X1175</b> <b>AVX13X875</b> <b>AVX13X900</b> <b>AVX13X950</b> <b>CT532</b>	ALT, ⇒CH-NO SR1H32-726218, SD1.32-705777 ALT, CH-NO SR1H32-726219⇒, CH-NO SD1.32-705778⇒ PS, (RWD) AC PS, (4WD) CA
E2200 D 4WD	02/97-05/03	R2	52	2184	∞	<b>AVX13X1175</b> <b>AVX13X875</b> <b>AVX13X925</b> <b>CT832</b>	ALT PS, (RWD) PS, (4WD) CA
<b>E-SERIE Platform/Chassis (SD1)</b> E2200 D	11/88-03/97	R281	47	2184	∞	<b>AVX13X1125</b> <b>AVX13X1125</b> <b>AVX13X1175</b> <b>AVX13X1175</b> <b>AVX13X875</b> <b>AVX13X900</b> <b>AVX13X950</b> <b>CT532</b>	ALT, ⇒CH-NO SD1.32-705777 ALT, ⇒CH-NO SR1H32-726218 ALT, CH-NO SD1.32-705778⇒ ALT, CH-NO SR1H32-726219⇒ PS, (RWD) AC PS, (4WD) CA
<b>MPV II (LW)</b> 2.0 DI	07/02-02/06	RF5C	100	1998	∞	<b>8PK1230</b> <b>CT1145</b> <b>CT1145K1</b> ⊙ <b>AP9049</b>	ALT, (AC) CA, MTR-CODE: RF5C CA, MTR-CODE: RF5C
<b>MX-3 (EC)</b> 1.6 i	01/94-	B6D	79	1598	∞	<b>4PK1015</b> <b>4PK885</b> <b>4PK890</b> <b>CT769</b>	AC ALT PS CA





MAZDA						
<b>MX-3 (EC)</b>					<b>CT769K1</b>	CA
<b>MX-5 I (NA)</b> 1.6	05/90-04/98	8AN1, B64F	66-85	1598	<b>AVX13X900</b> <b>4PK855</b> <b>4PK954</b> <b>CT769</b> <b>CT769K1</b>	ALT PS, (AC) PS, (AC) CA CA
<b>MX-5 II (NB)</b> 1.6 16V	05/98-10/05	B6D	81	1598	<b>4PK860</b> <b>4PK885</b> <b>4PK950</b> <b>CT769</b> <b>CT769K1</b>	PS, (AC) ALT PS, (AC) CA CA
1.8	01/98-07/02	BPD	103	1839	<b>4PK850</b> <b>4PK890</b> <b>4PK950</b> <b>CT769</b> <b>CT769K1</b>	PS, (AC) ALT, WP PS, AC CA CA
1.8 16V	11/00-10/05	BP-ZE, BPD	107	1840	<b>4PK860</b> <b>4PK885</b> <b>4PK950</b> <b>CT769</b> <b>CT769K1</b>	PS, (AC) ALT, WP PS, (AC) CA CA
		BPD	102	1840	<b>4PK860</b> <b>4PK890</b> <b>4PK950</b> <b>CT769</b> <b>CT769K1</b>	PS, (AC) ALT, WP PS, AC CA CA
<b>MX-5 III (NC)</b> 1.8	03/05-	L828, L8-DE	93	1798	<b>6PK2160</b> <b>6PK2245</b>	ALT, (AC), 11/2005⇨ ALT, (AC), 11/2005⇨
2.0	09/08-	LF62, LF-DE	118	1999	<b>6PK2160</b> <b>6PK2245</b>	ALT, (AC), 11/2005⇨ ALT, (AC), 11/2005⇨
<b>PREMACY (CP)</b> 1.9	07/99-03/05	FP	74-84	1840	<b>4PK920</b> <b>5PK1030</b> <b>5PK1165</b> <b>CT972</b> <b>CT972K1</b>	ALT PS, (AC) PS, (AC) CA CA
2.0	11/01-03/05	FS7E, FS7G	96	1991	<b>4PK920</b> <b>5PK1030</b> <b>5PK1165</b> <b>CT787</b> <b>CT787K1</b>	ALT PS, (AC) PS, (AC) CA CA
2.0 TD	10/99-03/05	RF3F, RF4F	66-74	1998	<b>2X12,7X1057La</b> <b>CT1133</b> <b>CT1133K1</b> <b>CT1133K2</b>	ALT, (AC) CA CA CA
<b>RX 8 (SE17)</b> 2.6 Wankel	10/03-06/12	13B-MSP	141-170	1308	<b>4PK780</b> <b>5PK820</b>	AC ALT, WP
<b>TRIBUTE (EP)</b> 2.0 4WD	03/00-05/08	YF	91	1989	<b>6PK1973</b> <b>6PK2100</b> <b>CT978</b>	ALT, (AC) ALT, (AC) CA
<b>XEDOS 6 (CA)</b> 2.0 V6	01/92-05/94	KF1	106	1995	<b>4PK925</b> <b>5PK1015</b> <b>5PK860</b> <b>CT829</b> <b>CT829K1</b>	PS ALT, (AC) ALT, (AC) CA CA





ContiTech



**MERCEDES-BENZ**

**100 Box (631)**

↔ D	02/88-02/96	OM 616.963	53-55	2399	∞ ∞	<b>AVX13X1000</b> <b>AVX13X1015</b>	ALT, WP, OE-NO 0059976892 ALT, WP, OE-NO 0059977192
-----	-------------	------------	-------	------	--------	--	--

**190 (W201)**

2.0	10/82-10/84	M 102.921	66	1996	∞ ∞ ∞ ∞ ∞ ∞	<b>AVX10X1005</b> <b>AVX13X750</b> <b>AVX13X875</b> <b>6PK1020</b> <b>6PK1885</b> <b>6PK1980</b>	ALT, ⇔08/1984 PS, ⇔08/1984 AC, ⇔08/1984 ALT, 09/1984⇔ ALT, PS, 09/1984⇔ ALT, PS, AC, 09/1984⇔
	09/84-05/90	M 102.924	75-77	1996	∞ ∞ ∞	<b>AVX13X875</b> <b>6PK1020</b> <b>6PK1885</b> <b>6PK1980</b>	AC ALT ALT, PS ALT, PS, AC
D 2.0	08/83-08/93	OM 601.911	53-55	1997	∞ ∞ ∞	<b>6PK1015</b> <b>6PK2050</b> <b>6PK2120</b>	ALT ALT, PS ALT, PS, AC
D 2.5	04/85-08/93	OM 602.911	66-69	2497	∞ ∞ ∞	<b>6PK1015</b> <b>6PK2030</b> <b>6PK2100</b>	ALT ALT, PS ALT, PS, AC
E 1.8	04/90-08/93	M 102.910	80	1797	∞ ∞	<b>6PK1885</b> <b>6PK1980</b>	ALT ALT, AC
E 2.0	01/85-08/93	M 102.962	87	1996	∞ ∞ ∞	<b>6PK1020</b> <b>6PK1885</b> <b>6PK1980</b>	ALT ALT, PS ALT, PS, AC
	10/82-06/93	M 102.962, M 102.961	90	1996	∞ ∞ ∞ ∞ ∞ ∞	<b>AVX10X1005</b> <b>AVX13X750</b> <b>AVX13X875</b> <b>6PK1020</b> <b>6PK1885</b> <b>6PK1980</b>	ALT, ⇔08/1984 PS, ⇔08/1984 AC, ⇔08/1984 ALT, 09/1984⇔ ALT, PS, 09/1984⇔ ALT, PS, AC, 09/1984⇔
E 2.3	09/86-08/91	M 102.985	97	2298	∞ ∞ ∞	<b>6PK1015</b> <b>6PK1885</b> <b>6PK1980</b>	ALT ALT, PS ALT, PS, AC

**A-CLASS (W168)**

A 140	01/01-08/04	M 166.960	60	1598	∞ ∞ ⊕	<b>5PK1290</b> <b>5PK1750</b> <b>VD1093</b>	ALT, (-AC) ALT, AC MTR-CODE: M 166.960, (MANL)
	07/97-08/04	M 166.940	60	1397	∞ ∞	<b>5PK1290</b> <b>5PK1750</b>	ALT, (-AC) ALT, AC
A 160	07/97-08/04	M 166.960	75	1598	∞ ∞ ⊕	<b>5PK1290</b> <b>5PK1750</b> <b>VD1093</b>	ALT, (-AC) ALT, AC MTR-CODE: M 166.960, (MANL)
A 160 CDI	02/01-08/04	OM 668.940	55	1689	∞ ∞ ⊕ ⊕ ⊕	<b>5PK1265</b> <b>5PK1715</b> <b>AP9014</b> <b>AP9036</b> <b>VD1093</b>	ALT, (-AC) ALT, AC
	07/98-02/01	OM 668.941	44	1689	∞ ∞ ⊕ ⊕ ⊕	<b>5PK1270</b> <b>5PK1720</b> <b>AP9014</b> <b>AP9036</b> <b>VD1093</b>	ALT, (-AC) ALT, AC
A 170 CDI	02/01-08/04	OM 668.942	70	1689	∞ ∞ ⊕ ⊕ ⊕	<b>5PK1265</b> <b>5PK1715</b> <b>AP9014</b> <b>AP9036</b> <b>VD1093</b>	ALT, (-AC) ALT, AC
	07/98-02/01	OM 668.940	66	1689	∞ ∞ ⊕ ⊕	<b>5PK1270</b> <b>5PK1720</b> <b>AP9014</b> <b>AP9036</b>	ALT, (-AC) ALT, AC





# MERCEDES-BENZ

MERCEDÉS-BENZ

A-CLASS (W168)							
A 190	03/99-08/04	M 166.990	92	1898	   	<b>VD1093</b> <b>5PK1290</b> <b>5PK1750</b> <b>AP9055</b> <b>VD1093</b>	ALT, (AC) ALT, AC
A-CLASS (W169)							
A 150	09/04-06/12	M 266.920	70	1498	   	<b>5PK1300</b> <b>5PK1765</b> <b>6PK1986 EXTRA</b> <b>AP9011</b>	ALT, (AC), (-START-STOP) ALT, (AC), (-START-STOP) ALT, (AC), (START-STOP)
A 160	04/09-06/12	M 266.920	70	1498	   	<b>5PK1300</b> <b>5PK1765</b> <b>6PK1986 EXTRA</b> <b>AP9011</b>	ALT, (AC), (-START-STOP) ALT, (AC), (-START-STOP) ALT, (AC), (START-STOP)
A 160 CDI	09/04-06/12	OM 640.942	60	1991	  	<b>5PK1310</b> <b>5PK1745</b> <b>AP9014</b>	ALT, (AC) ALT, (AC)
A 170	09/04-06/12	M 266.940	85	1699	   	<b>5PK1300</b> <b>5PK1765</b> <b>6PK1986 EXTRA</b> <b>AP9011</b>	ALT, (AC), (-START-STOP) ALT, (AC), (-START-STOP) ALT, (AC), (START-STOP)
A 180	04/09-06/12	M 266.940	85	1699	   	<b>5PK1300</b> <b>5PK1765</b> <b>6PK1986 EXTRA</b> <b>AP9011</b>	ALT, (AC), (-START-STOP) ALT, (AC), (-START-STOP) ALT, (AC), (START-STOP)
A 180 CDI	09/04-06/12	OM 640.940	80	1991	  	<b>5PK1310</b> <b>5PK1745</b> <b>AP9014</b>	ALT, (AC) ALT, (AC)
A 200	09/04-06/12	M 266.960	100	2034	   	<b>5PK1300</b> <b>5PK1765</b> <b>6PK1986 EXTRA</b> <b>AP9011</b>	ALT, (AC), (-START-STOP) ALT, (AC), (-START-STOP) ALT, (AC), (START-STOP)
A 200 CDI	09/04-06/12	OM 640.941	103	1991	  	<b>5PK1310</b> <b>5PK1745</b> <b>AP9014</b>	ALT, (AC) ALT, (AC)
A-CLASS (W176)							
A 160	07/15-	M 270.910	75	1595		<b>5PK1515</b>	ALT
A 160 CDI / d	06/13-	OM 607.951	66	1461	   	<b>6PK1130</b> <b>6PK1200</b> <b>CT1184</b> <b>CT1184K1</b>	ALT, (AC) ALT, (AC) CA CA
A 180	06/12-	M 270.910	90	1595		<b>5PK1515</b>	ALT
A 180 CDI	06/12-	OM 651.901	80	1796		<b>5PK1745</b>	ALT
A 180 CDI / d	06/12-	OM 607.951	80	1461	   	<b>6PK1130</b> <b>6PK1200</b> <b>CT1184</b> <b>CT1184K1</b>	ALT, (AC) ALT, (AC) CA CA
A 200	06/12-	M 270.910	115	1595		<b>5PK1515</b>	ALT
A 200 CDI	06/12-	OM 651.901	100	1796		<b>5PK1745</b>	ALT
A 220 4-matic	05/14-	M 270.920	135	1991		<b>5PK1515</b>	ALT
A 220 CDI	09/12-	OM 651.930	125	2143		<b>5PK1745</b>	ALT
A 250, A 250 4-matic	06/12-	M 270.920	155- 160	1991		<b>5PK1515</b>	ALT
A 45 AMG 4-matic	06/13-	M 133.980	265	1991		<b>5PK1515</b>	ALT
AMG A 45 4-matic	07/15-	M 133.980	280	1991		<b>5PK1515</b>	ALT
B-CLASS (W245)							
B 150	03/05-11/11	M 266.920	70	1498	   	<b>5PK1300</b> <b>5PK1765</b> <b>6PK1986 EXTRA</b> <b>AP9011</b>	ALT, (AC), (-START-STOP) ALT, (AC), (-START-STOP) ALT, (AC), (START-STOP)
B 160	04/09-11/11	M 266.920	70	1498		<b>5PK1300</b>	ALT, (AC), (-START-STOP)



ContiTech



**MERCEDES-BENZ**

**B-CLASS (W245)**

					∞	<b>5PK1765</b>	ALT, (AC), (-START-STOP)
					∞	<b>6PK1986 EXTRA</b>	ALT, (AC), (START-STOP)
					⊙	<b>AP9011</b>	
B 170	03/05-11/11	M 266.940	85	1699	∞	<b>5PK1300</b>	ALT, (AC), (-START-STOP)
					∞	<b>5PK1765</b>	ALT, (AC), (-START-STOP)
					∞	<b>6PK1986 EXTRA</b>	ALT, (AC), (START-STOP)
					⊙	<b>AP9011</b>	
B 180	04/09-11/11	M 266.940	85	1699	∞	<b>5PK1300</b>	ALT, (AC), (-START-STOP)
					∞	<b>5PK1765</b>	ALT, (AC), (-START-STOP)
					∞	<b>6PK1986 EXTRA</b>	ALT, (AC), (START-STOP)
					⊙	<b>AP9011</b>	
B 180 CDI	03/05-11/11	OM 640.940	80	1991	∞	<b>5PK1310</b>	ALT, (AC)
					∞	<b>5PK1745</b>	ALT, (AC)
					⊙	<b>AP9014</b>	
B 200 CDI	03/05-11/11	OM 640.941	103	1991	∞	<b>5PK1310</b>	ALT, (AC)
					∞	<b>5PK1745</b>	ALT, (AC)
					⊙	<b>AP9014</b>	
B 200, B 200 TURBO	03/05-11/11	M 266.960, M 266.980	100-142	2034	∞	<b>5PK1300</b>	ALT, (AC), (-START-STOP)
					∞	<b>5PK1765</b>	ALT, (AC), (-START-STOP)
					∞	<b>6PK1986 EXTRA</b>	ALT, (AC), (START-STOP)
					⊙	<b>AP9011</b>	

**B-CLASS (W246, W242)**

B 160 CDI / d	05/13-	OM 607.951	66	1461	∞	<b>6PK1130</b>	ALT, (AC)
					∞	<b>6PK1200</b>	ALT, (AC)
					⚙	<b>CT1184</b>	CA
					⚙	<b>CT1184K1</b>	CA
B 180	11/11-	M 270.910	90	1595	∞	<b>5PK1515</b>	ALT
B 180 CDI	11/11-	OM 651.901	80	1796	∞	<b>5PK1745</b>	ALT
B 180 CDI / d	02/13-	OM 607.951	80	1461	∞	<b>6PK1130</b>	ALT, (AC)
					∞	<b>6PK1200</b>	ALT, (AC)
					⚙	<b>CT1184</b>	CA
					⚙	<b>CT1184K1</b>	CA
B 200 CDI	11/11-	OM 651.901	100	1796	∞	<b>5PK1745</b>	ALT
B 200, B 200 Natural Gas Drive / B 200 c	11/11-	M 270.910, M 270.920	115	1595	∞	<b>5PK1515</b>	ALT
B 220 4-matic	05/13-	M 270.920	135	1991	∞	<b>5PK1515</b>	ALT
B 250, B 250 4-matic	05/12-	M 270.920	155	1991	∞	<b>5PK1515</b>	ALT

**C-CLASS (C204)**

C 180	06/11-	M 271.820	115	1796	∞	<b>6PK2315</b>	ALT
					⊙	<b>AP9050</b>	
	01/13-	M 274.910	115	1595	∞	<b>6PK1710</b>	ALT
C 220 CDI	06/11-	OM 651.911	125	2143	∞	<b>6PK2155</b>	ALT
					⊙	<b>AP9050</b>	
C 250 CDI	06/11-	OM 651.911	150	2143	⊙	<b>AP9050</b>	
C 350 4-matic	09/13-	M 276.957	225	3498	⊙	<b>AP9050</b>	

**C-CLASS (S204)**

C 250 CDI	01/09-08/14	OM 651.911	150	2143	∞	<b>6PK2155</b>	ALT, ⇨10/2011, ⇨MODEL '11
					⊙	<b>AP9010</b>	
					⊙	<b>AP9015</b>	

**C-CLASS (W202, S202)**

C 180	03/93-05/00	M 111.920, M 111.921	90	1799	∞	<b>6PK2040</b>	ALT, PS
					∞	<b>6PK2140</b>	ALT, PS, AC
					∞	<b>6PK2155</b>	ALT, AC, 01/1996⇨
C 180 T	06/96-09/00	M 111.920, M 111.921	90	1799	∞	<b>6PK2055</b>	ALT, (AC)
					∞	<b>6PK2140</b>	ALT, (AC), (LC)
					∞	<b>6PK2150</b>	ALT, (AC), OE-NO A 009 997 91 92
					∞	<b>6PK2155</b>	ALT, (AC), (-LC)
C 200 CDI, C 200 T CDI	03/98-03/01	OM 611.960	75	2151	∞	<b>6PK2160</b>	ALT, (AC), (LC)
					⊙	<b>6PK2160D1</b>	ALT, (AC), (LC)
					∞	<b>6PK2196</b>	ALT, (AC), (-LC)
					⊙	<b>6PK2196D1</b>	ALT, (AC), (-LC)
					∞	<b>6PK2241</b>	ALT, (AC), (LC)





**MERCEDES-BENZ**

**C-CLASS (W202, S202)**

					<b>6PK2241D1</b> <b>6PK2271</b> <b>6PK2271D2</b> <b>AP9010</b> <b>AP9015</b> <b>MS23</b>	ALT, (AC), (LC) ALT, (AC), (-LC) ALT, (AC), (-LC) FOR ART-NO: VD1041, VD1042
C 200 D	03/93-05/00	OM 601.913	55	1997	<b>6PK2050</b> <b>6PK2120</b> <b>AP9034</b>	ALT, PS ALT, PS, AC
C 200 Kompressor	11/96-05/00	M 111.944	141	1998	<b>6PK1330</b> <b>6PK1760</b> <b>6PK1775</b> <b>6PK1863</b> <b>6PK1873</b> <b>6PK1873K4</b>	AIRC ALT, (AC), (LC) ALT, (AC), (-LC) PS, (AC), (LC) ALT, (AC), (-LC) ALT, (AC), (-LC)
C 200, C 200 T	01/94-03/01	M 111.941, M 111.945	100	1998	<b>6PK2040</b> <b>6PK2040</b> <b>6PK2040</b> <b>6PK2040</b> <b>6PK2040</b> <b>6PK2055</b> <b>6PK2055</b> <b>6PK2055</b> <b>6PK2140</b> <b>6PK2140</b> <b>6PK2140</b> <b>6PK2140</b> <b>6PK2155</b> <b>6PK2155</b> <b>6PK2155</b>	(-AC), (-LC), (AUTOM), MTR-CODE: 111.941, ⇨MTR-NO 034154 (-AC), (LC), (AUTOM), MTR-CODE: 111.941, MTR-NO 034155⇨ (-AC), (-LC), (MANL), MTR-CODE: 111.941, ⇨MTR-NO 028943 (-AC), (LC), MTR-CODE: 111.945 (-AC), (LC), (MANL), MTR-CODE: 111.941, MTR-NO 028944⇨ (-AC), (-LC), MTR-CODE: 111.941, (MANL), MTR-NO 028944⇨ (-AC), (-LC), MTR-CODE: 111.941, (AUTOM), MTR-NO 034155⇨ (-AC), (-LC), MTR-CODE: 111.945 (AC), (LC), (AUTOM), MTR-CODE: 111.941, ⇨MTR-NO 034154 (AC), (LC), (MANL), MTR-CODE: 111.941, ⇨MTR-NO 028943 (AC), (LC), MTR-CODE: 111.945 (AC), (-LC), MTR-CODE: 111.945 (AC), (-LC), MTR-CODE: 111.941, (MANL), MTR-NO 028944⇨ (AC), (-LC), MTR-CODE: 111.941, (AUTOM), MTR-NO 034155⇨
C 220	03/93-05/00	M 111.961	110	2199	<b>6PK2040</b> <b>6PK2140</b>	ALT, PS ALT, PS, AC
C 220 CDI, C 220 T CDI	09/97-03/01	OM 611.960	92	2151	<b>6PK2160</b> <b>6PK2196</b> <b>6PK2196D1</b> <b>6PK2241</b> <b>6PK2241D1</b> <b>6PK2271</b> <b>6PK2271D2</b> <b>AP9010</b> <b>AP9015</b> <b>MS23</b>	ALT, (AC), (LC) ALT, (AC), (LC) ALT, (AC), (-LC) ALT, (AC), (-LC) ALT, (AC), (LC) ALT, (AC), (LC) ALT, (AC), (-LC) ALT, (AC), (-LC) FOR ART-NO: VD1041, VD1042
C 220 D	08/93-05/00	OM 604.910	70	2155	<b>6PK2050</b> <b>6PK2120</b> <b>AP9034</b>	ALT, PS ALT, PS, AC
C 240, C 240 T	06/97-09/00	M 112.910	125	2398	<b>6PK2315</b> <b>6PK2390</b> <b>6PK2390D1</b> <b>VD1070</b> <b>MS32</b>	ALT, PS, (-AC) ALT, PS, (AC) ALT, PS, (AC) FOR ART-NO: VD1070
C 250 D	05/93-05/00	OM 605.910	83	2497	<b>6PK2080</b>	ALT, PS



ContiTech



## MERCEDES-BENZ

### C-CLASS (W202, S202)

					∞ ⊙	<b>6PK2140</b> <b>AP9034</b>	ALT, PS, AC
C 250 Turbo-D, C 250 T Turbo-D	10/95-03/01	OM 605.960	110	2497	∞ ∞ ⊙	<b>6PK2080</b> <b>6PK2145</b> <b>AP9034</b>	ALT, PS AC
C 280	05/93-05/00	M 104.941	142	2799	∞ ∞ ∞ ∞ ∞ ∞ ∞ ∞ ∞ ∞	<b>6PK2080</b>  <b>6PK2100</b> <b>6PK2130</b> <b>6PK2150</b>  <b>6PK2175</b>  <b>6PK2205</b> <b>6PK2225</b> <b>6PK2245</b> <b>6PK2257</b>	ALT, ⇨12/1993, ⇨MTR-NO 004058, (MANL), ⇨MTR-NO 034966, (AUTOM) ALT, (LC) ALT, 03/1996⇨ ALT, ⇨03/1996, MTR-NO 004059⇨, (MANL), MTR- NO 034967⇨, (AUTOM) ALT, AC, ⇨12/1993, ⇨MTR-NO 004058, (MANL), ⇨MTR-NO 034966, (AUTOM) ALT, AC, 03/1996⇨ ALT, AC, (-LC), 03/1996⇨ ALT, AC, ⇨03/1996, MTR-NO 004059⇨, (MANL), MTR-NO 034967⇨, (AUTOM)

### C-CLASS (W203, S203, CL203)

C 180	10/00-05/02	M 111.951	95	1998	∞ ∞	<b>6PK2035</b> <b>6PK2135</b>	ALT, PS, (-AC) ALT, PS, AC
C 180 Kompressor	05/02-05/08	M 271.946	105	1796	∞ ∞ ⊙ ⊙	<b>7PK2315</b> <b>7PK2418</b> <b>AP9020</b> <b>AP9026</b>	ALT, WP, PS, (-AC) ALT, WP, PS, AC
C 200 CDI	03/01-08/07	OM 611.962	85	2148	∞ ∞ ∞ ⊙ MS	<b>6PK2190</b> <b>6PK2260</b> <b>6PK2260K2</b> <b>AP9024</b> <b>MS23</b>	ALT, WP, PS, (-AC) ALT, WP, PS, AC ALT, WP, PS, (AC) FOR ART-NO: VD1036, VD1042
	03/03-05/08	OM 646.962	90	2148	∞ ∞ ∞ ⊙ MS	<b>6PK2190</b> <b>6PK2260</b> <b>6PK2260K1</b> <b>AP9027</b> <b>MS16</b>  <b>MS23</b>	ALT, WP, PS, (-AC) ALT, WP, PS, AC ALT, WP, PS, AC, 06/2003⇨ FOR ART-NO: VD1036, VD1042, MTR-NO 30562319⇨, 40008578⇨, 30528521⇨ FOR ART-NO: VD1036, VD1042, ⇨MTR-NO 30528520, 40008577, 30562318
C 200 Kompressor	05/00-06/02	M 111.955	120	1998	∞ ∞ ∞ ∞	<b>6PK1352</b> <b>6PK1775</b> <b>6PK1873</b> <b>6PK1873K4</b>	AIRC ALT, (AC), (-LC) ALT, (AC), (-LC) ALT, (AC), (-LC)
	05/02-05/08	M 271.940	120	1796	∞ ∞ ⊙ ⊙	<b>7PK2315</b> <b>7PK2418</b> <b>AP9020</b> <b>AP9026</b>	ALT, WP, PS, (-AC) ALT, WP, PS, AC
C 220 CDI	05/00-08/07	OM 611.962	105	2148	∞ ∞ ∞ ∞ ⊙ MS	<b>6PK2190</b> <b>6PK2260</b> <b>6PK2260K1</b> <b>6PK2260K2</b> <b>AP9024</b> <b>MS23</b>	ALT, WP, PS, (-AC) ALT, WP, PS, AC ALT, WP, PS, AC ALT, WP, PS, (AC) FOR ART-NO: VD1036
	02/03-05/08	OM 646.963	110	2148	∞ ∞ ∞ ⊙ MS	<b>6PK2190</b> <b>6PK2260</b> <b>6PK2260K1</b> <b>AP9027</b> <b>MS16</b>  <b>MS23</b>	ALT, WP, PS, (-AC) ALT, WP, PS, AC ALT, WP, PS, AC FOR ART-NO: VD1036, VD1042, MTR-NO 30562319⇨, 40008578⇨ FOR ART-NO: VD1036, VD1042, ⇨MTR-NO 30562318, 40008577
C 240	05/00-02/07	M 112.912	125	2597	∞	<b>6PK2380</b>	ALT, PS, AC, 03/2003⇨, CH-NO E 014992⇨

MERCEDES-BENZ





**MERCEDES-BENZ**

C-CLASS (W203, S203, CL203)						
					∞ 6PK2380	ALT, PS, AC, 03/2003⇒, CH-NO A 507496⇒
					∞ 6PK2380	ALT, PS, AC, CH-NO R 108313⇒, 05/2003⇒
					∞ 6PK2380	ALT, PS, AC, 03/2003⇒, CH-NO F 410069⇒
					⊗ 6PK2380D1	ALT, PS, AC, 03/2003⇒, CH-NO E 014992⇒
					⊗ 6PK2380D1	ALT, PS, AC, 03/2003⇒, CH-NO F 410069⇒
					⊗ 6PK2380D1	ALT, PS, AC, 05/2003⇒, CH-NO R 108313⇒
					⊗ 6PK2380D1	ALT, PS, AC, 03/2003⇒, CH-NO A 507496⇒
					∞ 6PK2390	ALT, PS, AC, ⇒02/2003, ⇒CH-NO E 014991
					∞ 6PK2390	ALT, PS, AC, ⇒02/2003, ⇒CH-NO F 410068
					∞ 6PK2390	ALT, PS, AC, ⇒CH-NO R 108312, ⇒04/2003
					∞ 6PK2390	ALT, PS, AC, ⇒02/2003, ⇒CH-NO A 507495
					⊗ 6PK2390D1	ALT, PS, AC, ⇒02/2003, ⇒CH-NO E 014991
					⊗ 6PK2390D1	ALT, PS, AC, ⇒02/2003, ⇒CH-NO A 507495
					⊗ 6PK2390D1	ALT, PS, AC, ⇒02/2003, ⇒CH-NO F 410068
					⊗ 6PK2390D1	ALT, PS, AC, ⇒04/2003, ⇒CH-NO R 108312
					⊙ VD1070	
					MS32	FOR ART-NO: VD1070
C 270 CDI	12/00-08/07	OM 612.962	125	2685	∞ 6PK2190	ALT, WP, PS, (AC)
					∞ 6PK2260	ALT, WP, PS, AC
					⊗ 6PK2260K2	ALT, WP, PS, (AC)
					⊙ AP9024	
					MS16	FOR ART-NO: VD1036, MTR-NO 51184581⇒
					MS23	FOR ART-NO: VD1036, ⇒MTR-NO 51184580
C 320	05/00-02/07	M 112.946	160	3199	∞ 6PK2380	ALT, PS, AC, 03/2003⇒, CH-NO A 507496⇒
					∞ 6PK2380	ALT, PS, AC, CH-NO R 108313⇒, 05/2003⇒
					∞ 6PK2380	ALT, PS, AC, 03/2003⇒, CH-NO F 410069⇒
					∞ 6PK2380	ALT, PS, AC, 03/2003⇒, CH-NO E 014992⇒
					⊗ 6PK2380D1	ALT, PS, AC, 03/2003⇒, CH-NO F 410069⇒
					⊗ 6PK2380D1	ALT, PS, AC, 03/2003⇒, CH-NO A 507496⇒
					⊗ 6PK2380D1	ALT, PS, AC, 05/2003⇒, CH-NO R 108313⇒
					⊗ 6PK2380D1	ALT, PS, AC, 03/2003⇒, CH-NO E 014992⇒
					∞ 6PK2390	ALT, PS, AC, ⇒02/2003, ⇒CH-NO E 014991
					∞ 6PK2390	ALT, PS, AC, ⇒02/2003, ⇒CH-NO A 507495
					∞ 6PK2390	ALT, PS, AC, ⇒02/2003, ⇒CH-NO F 410068
					∞ 6PK2390	ALT, PS, AC, ⇒CH-NO R 108312, ⇒04/2003
					⊗ 6PK2390D1	ALT, PS, AC, ⇒02/2003, ⇒CH-NO E 014991
					⊗ 6PK2390D1	ALT, PS, AC, ⇒02/2003, ⇒CH-NO A 507495
					⊗ 6PK2390D1	ALT, PS, AC, ⇒02/2003, ⇒CH-NO F 410068
					⊗ 6PK2390D1	ALT, PS, AC, ⇒04/2003, ⇒CH-NO R 108312
					⊙ VD1070	
					MS32	FOR ART-NO: VD1070

**MERCEDES-BENZ (BBDC)**

C-CLASS (W204)						
C 200 K	03/08-	M 271.950	135	1796	∞ 6PK1352	AC
					∞ 6PK1775	ALT, (AC)
					∞ 6PK1870	ALT, (AC)
					⊙ AP9026	

**MERCEDES-BENZ**

C-CLASS (W204)						
C 250 CDI	08/08-01/14	OM 651.911	150	2143	∞ 6PK2155	ALT
					⊙ AP9050	
C-CLASS (W204, S204)						
C 180	02/12-	M 274.910	115	1595	∞ 6PK1710	ALT
C 180 CDI	01/11-08/14	OM 651.913	88	2143	∞ 6PK2155	ALT
					⊙ AP9050	
C 180 CGI	01/07-08/14	M 271.820	115	1796	∞ 6PK2315	ALT
					⊙ AP9050	
C 180 Kompressor	01/07-08/14	M 271.952	115	1796	∞ 7PK2418	ALT
					⊙ AP9026	

MERCEDES-BENZ



ContiTech



**MERCEDES-BENZ**

**C-CLASS (W204, S204)**

	01/08-08/14	M 271.910	115	1597	<b>7PK2418</b> <b>AP9026</b> <b>AP9050</b>	ALT
C 200 CDI	01/07-12/11	OM 646.811, OM 646.812	100	2148	<b>6PK2260</b> <b>6PK2260K1</b> <b>AP9027</b> <b>MS16</b>	ALT ALT FOR ART-NO: VD1042
	08/10-08/14	OM 651.913	100	2143	<b>6PK2155</b> <b>6PK2155</b> <b>6PK2155</b>  <b>6PK2155</b>  <b>AP9050</b>	ALT, (START-STOP), ⇨CH-NO A578054, F715897 ALT, (START-STOP), ⇨CH-NO F808352, R212817 ALT, (START-STOP), CH-NO A578055⇨, CH-NO F715898⇨ ALT, (START-STOP), CH-NO F808353⇨, CH-NO R212818⇨
C 200 CGI	01/07-	M 271.860, M 271.820	135	1796	<b>7PK2418</b> <b>AP9050</b>	ALT, (AC)
C 200 Kompressor	01/07-01/14	M 271.950	135	1796	<b>7PK2418</b> <b>AP9026</b>	ALT
C 220 CDI	01/07-11/08	OM 646.811	125	2148	<b>6PK2260</b> <b>6PK2260K1</b> <b>AP9027</b> <b>MS16</b>	ALT ALT FOR ART-NO: VD1042
	12/08-08/14	OM 651.911	125	2143	<b>6PK2155</b> <b>AP9050</b>	ALT
C 250 CDI 4-matic	04/10-08/14	OM 651.912	150	2143	<b>6PK2155</b> <b>6PK2155</b> <b>6PK2155</b> <b>6PK2155</b> <b>6PK2155</b> <b>AP9050</b>	ALT, (START-STOP), ⇨12/2011, ⇨CH-NO R 212817 ALT, (START-STOP), ⇨10/2011, ⇨CH-NO F 808352 ALT, (START-STOP), 10/2011⇨, CH-NO F 808353⇨ ALT, (START-STOP), ⇨02/2012, ⇨CH-NO A ALT, (START-STOP), 02/2012⇨, CH-NO A⇨ ALT, (START-STOP), 12/2011⇨, CH-NO R 212818⇨
C 320 CDI	01/07-01/14	OM 642.960	165	2987	<b>7PK2035</b> <b>7PK2035D1</b> <b>AP9075</b> <b>VD1073</b> <b>MS33</b>	ALT ALT FOR ART-NO: VD1073

**C-CLASS (W205, S205)**

C 180 BlueTEC / d	05/14-	OM 626.951	85	1598	<b>AP9075</b>	
C 200 BlueTEC / d	05/14-	OM 626.951	100	1598	<b>AP9075</b>	
C 220 BlueTEC / d	12/13-	OM 651.921	120-	2143	<b>AP9050</b>	
			125			
C 250 BlueTEC / d 4-matic	02/14-	OM 651.921	150	2143	<b>AP9050</b>	

**CLA (C117, X117)**

AMG CLA 45 4-matic	07/15-	M 133.980	280	1991	<b>5PK1515</b>	ALT
CLA 180	01/13-	M 270.910	90	1595	<b>5PK1515</b>	ALT
CLA 180 CDI / d	10/13-	OM 607.951	80	1461	<b>6PK1130</b>	ALT, (AC)
					<b>6PK1200</b>	ALT, (AC)
					<b>CT1184</b> <b>CT1184K1</b>	CA CA
CLA 200	01/13-	M 270.910	115	1595	<b>5PK1515</b>	ALT
CLA 220 CDI	01/13-	OM 651.930	125	2143	<b>5PK1745</b>	ALT
CLA 250, CLA 250 4-matic	01/13-	M 270.920	155-160	1991	<b>5PK1515</b>	ALT
CLA 45 AMG 4-matic	07/13-	M 133.980	265	1991	<b>5PK1515</b>	ALT

**CLC-CLASS (CL203)**

CLC 180 Kompressor	05/08-06/11	M 271.946	105	1796	<b>7PK2315</b>	ALT, (AC)
					<b>7PK2418</b>	ALT, (AC)
					<b>AP9020</b> <b>AP9026</b>	
					<b>6PK2190</b> <b>6PK2260</b>	ALT, (AC) ALT, (AC)



MERCEDES-BENZ



<b>MERCEDES-BENZ</b>						
<b>CLC-CLASS (CL203)</b>						
CLC 220 CDI	05/08-06/11	OM 646.963	110	2148	<b>6PK2260K1</b> <b>AP9027</b>	ALT, (AC)
					<b>6PK2190</b> <b>6PK2260</b> <b>6PK2260K1</b> <b>AP9027</b>	ALT, (-AC) ALT, (AC) ALT, (AC)
<b>CLK (C208, A208)</b>						
200	06/97-06/02	M 111.945	100	1998	<b>6PK2040</b> <b>6PK2055</b> <b>6PK2140</b> <b>6PK2155</b>	(-AC), (LC), MTR-CODE: 111.945 (-AC), (-LC), MTR-CODE: 111.945 (AC), (LC), MTR-CODE: 111.945 (AC), (-LC), MTR-CODE: 111.945
200 Kompressor	06/00-06/02	M 111.956	120	1998	<b>6PK1352</b> <b>6PK1760</b> <b>6PK1775</b> <b>6PK1863</b> <b>6PK1873</b> <b>6PK1873K4</b>	AIRC ALT, (-AC), (LC) ALT, (-AC), (-LC) PS, (AC), (LC) ALT, (AC), (-LC) ALT, (AC), (-LC)
	06/97-06/00	M 111.944	141	1998	<b>6PK1330</b> <b>6PK1760</b> <b>6PK1775</b> <b>6PK1863</b> <b>6PK1873</b> <b>6PK1873K4</b>	AIRC ALT, (AC), (LC) ALT, (AC), (-LC) PS, (AC), (LC) ALT, (AC), (-LC) ALT, (AC), (-LC)
230 Kompressor	06/00-06/02	M 111.982	145	2295	<b>6PK1352</b> <b>6PK1760</b> <b>6PK1775</b> <b>6PK1863</b> <b>6PK1873</b> <b>6PK1873K4</b>	AIRC ALT, (-AC), (LC) ALT, (-AC), (-LC) PS, (AC), (LC) ALT, (AC), (-LC) ALT, (AC), (-LC)
	06/97-06/00	M 111.973, M 111.975	142	2295	<b>6PK1330</b> <b>6PK1760</b> <b>6PK1775</b> <b>6PK1863</b> <b>6PK1873</b> <b>6PK1873K4</b>	AIRC ALT, (AC), (LC) ALT, (AC), (-LC) PS, (AC), (LC) ALT, (AC), (-LC) ALT, (AC), (-LC)
320	06/97-06/02	M 112.940	160	3199	<b>6PK2315</b> <b>6PK2390</b> <b>6PK2390D1</b> <b>VD1070</b> <b>MS32</b>	ALT, PS, (-AC) ALT, PS, (AC) ALT, PS, (AC) FOR ART-NO: VD1070
<b>CLK (C209, A209)</b>						
200 CGI	07/03-05/09	M 271.942	125	1796	<b>AP9020</b> <b>AP9026</b>	
200 Kompressor	09/02-05/09	M 271.940	120	1796	<b>7PK2418</b> <b>AP9020</b> <b>AP9026</b>	ALT, (209.342)
	10/06-05/09	M 271.955	135	1796	<b>7PK2315</b> <b>7PK2418</b> <b>AP9026</b>	ALT, (-AC) ALT, (AC)
220 CDI	01/05-05/09	OM 646.966	110	2148	<b>6PK2190</b> <b>6PK2260</b> <b>6PK2260K1</b> <b>AP9027</b> <b>MS16</b> <b>MS23</b>	ALT, (-AC), MTR-CODE: 646.966 ALT, (AC), MTR-CODE: 646.966 ALT, (AC), MTR-CODE: 646.966 FOR ART-NO: VD1036, VD1042, MTR-NO 30562319⇒, 40008578⇒ FOR ART-NO: VD1036, VD1042, ⇒MTR-NO 30562318, 40008577
240	06/02-05/09	M 112.912	125	2597	<b>6PK2315</b> <b>6PK2380</b> <b>6PK2380D1</b> <b>6PK2390</b>	ALT, PS, (-AC) ALT, PS, (AC), CH-NO F 050741⇒, 03/2003⇒ ALT, PS, (AC), 03/2003⇒, CH-NO F 050741⇒ ALT, PS, (AC), ⇒CH-NO F 050740, ⇒02/2003



ContiTech



**MERCEDES-BENZ**

**CLK (C209, A209)**

					<b>AP9050</b> <b>6PK2390D1</b> <b>VD1070</b> <b>MS32</b>	ALT, PS, (AC), ⇨02/2003, ⇨CH-NO F 050740 FOR ART-NO: VD1070
270 CDI	10/02-05/09	OM 612.962, OM 612.967	125	2685	<b>6PK2260</b> <b>6PK2260K2</b> <b>AP9024</b> <b>MS16</b> <b>MS23</b>	ALT ALT FOR ART-NO: VD1036, MTR-NO 51184581 ⇨ FOR ART-NO: VD1036, ⇨MTR-NO 51184580
320	06/02-05/09	M 112.955	160	3199	<b>6PK2380</b> <b>6PK2380D1</b> <b>6PK2390</b> <b>6PK2390D1</b> <b>VD1070</b> <b>MS32</b>	ALT, PS, AC, CH-NO F 050741 ⇨, 03/2003 ⇨ ALT, PS, AC, 03/2003 ⇨, CH-NO F 050741 ⇨ ALT, PS, AC, ⇨CH-NO F 050740, ⇨02/2003 ALT, PS, AC, ⇨02/2003, ⇨CH-NO F 050740 FOR ART-NO: VD1070
320 CDI	01/05-05/09	OM 642.910	165	2987	<b>7PK2035</b> <b>7PK2035D1</b> <b>AP9075</b> <b>VD1073</b> <b>MS33</b>	ALT, WP, PS, AC ALT, WP, PS, AC FOR ART-NO: VD1073
CLK 200 Kompressor	02/03-03/10	M 271.940	120	1796	<b>7PK2418</b> <b>AP9020</b> <b>AP9026</b>	ALT, (209.442)
	10/06-03/10	M 271.955	135	1796	<b>7PK2418</b> <b>AP9026</b>	ALT

**CLS (C218, X218)**

CLS 220 BlueTEC	05/14-	OM 651.924	130	2143	<b>AP9050</b>	
CLS 220 BlueTEC, CLS 220 BlueTEC / d	05/14-	OM 651.924	120-125	2143	<b>6PK2000</b> <b>AP9050</b>	ALT
CLS 250 CDI / BlueTEC / d, CLS 250 BlueTEC / d 4-matic	04/11-	OM 651.924	150	2143	<b>6PK2000</b> <b>AP9050</b>	ALT
CLS 350 BlueTEC, CLS 350 BlueTEC / d, CLS 350 BlueTEC 4-matic	11/12-	OM 642.852, OM 642.853, OM 642.858	185-190	2987	<b>7PK2005</b> <b>AP9075</b>	
CLS 350 CDI	01/11-	OM 642.853	195	2987	<b>7PK2005</b> <b>7PK2035</b> <b>AP9075</b>	ALT, (-START-STOP)
CLS 350 CDI, CLS 350 CDI 4-matic	10/12-	OM 642.854	195	2987	<b>7PK2005</b>	ALT, (START-STOP)
CLS 500, CLS 500 4-matic	10/12-	M 278.922	300	4663	<b>6PK2528</b>	ALT
CLS 63 AMG	10/12-	M 157.981	386-410	5461	<b>6PK2528</b> <b>AP9050</b>	ALT
CLS 63 AMG, CLS 63 AMG 4-matic	02/13-	M 157.981	410-430	5461	<b>AP9050</b>	

**CLS (C219)**

CLS 320 CDI	01/05-12/10	OM 642.920	165	2987	<b>7PK2035</b> <b>7PK2035D1</b> <b>AP9075</b> <b>VD1073</b> <b>MS33</b>	ALT ALT FOR ART-NO: VD1073
CLS 350	10/04-12/10	M 272.964	200	3498	<b>6PK2404</b>	ALT

**COUPE (C124)**

300 CE	03/87-05/93	M 103.983	132	2960	<b>6PK2175</b> <b>6PK2257</b> <b>6PK2415</b>	ALT, (-AC) ALT, (AC), (-CAT) ALT, (AC), (CAT)
--------	-------------	-----------	-----	------	--	---

**E-CLASS (A207, C207)**

E 200 CGI	01/10-	M 271.860, M 271.820	135	1796	<b>6PK2315</b> <b>AP9050</b>	ALT
E 220 CDI / BlueTEC / d	01/10-	OM 651.911	125	2143	<b>6PK2000</b> <b>6PK2155</b> <b>AP9050</b>	ALT ALT
E 220 CDI, E 220 BlueTEC	05/14-	OM 651.911	120-	2143	<b>AP9050</b>	



MERCEDES-BENZ



MERCEDES-BENZ							
E-CLASS (A207, C207)							
			130				
E 250 CDI / d, E 250 CDI / BlueTEC / d	01/09-	OM 651.911	150	2143	∞ ⊙	<b>6PK2155</b> <b>AP9050</b>	ALT
E 250 CGI	01/09-	M 271.860	150	1796	∞ ⊙	<b>6PK2315</b> <b>AP9050</b>	ALT
E 320	07/14-	M 276.820	200	2996	⊙	<b>AP9050</b>	
E 350 4-matic	02/13-	M 276.957	225	3498	⊙	<b>AP9050</b>	
E 350 BlueTEC, E 350 BlueTEC / d	03/13-	OM 642.838	185- 190	2987	⊙	<b>AP9075</b>	
E 350 CDI	01/09-	OM 642.836	170	2987	∞ ∞ ⊙	<b>7PK2005</b> <b>7PK2035</b> <b>AP9075</b>	ALT, (-START-STOP)
E 400	07/14-	M 276.850	245	3498	∞ ⊙	<b>6PK2125</b> <b>AP9050</b>	ALT
	06/13-	M 276.820, M 276.850	245	2996	⊙	<b>AP9050</b>	
E-CLASS (S212)							
E 350 CDI	07/11-	OM 642.852	195	2987	∞ ∞ ∞ ⊙	<b>7PK2000</b> <b>7PK2035</b> <b>7PK2045</b> <b>AP9075</b>	ALT, OE-NO A 002 993 50 96 ALT, OE-NO A 001 993 75 96, A 002 993 42 96 ALT, OE-NO A 003 993 00 96
E-CLASS (W124)							
E 200	06/93-06/95	M 111.940	100	1998	∞ ∞	<b>6PK2040</b> <b>6PK2140</b>	ALT, PS ALT, PS, AC
E 200 D	06/93-06/95	OM 601.912	55	1997	∞ ∞ ∞	<b>6PK1015</b> <b>6PK2050</b> <b>6PK2120</b>	ALT ALT, PS ALT, PS, AC
E 220	06/93-06/95	M 111.960	110	2199	∞ ∞	<b>6PK2040</b> <b>6PK2140</b>	ALT, PS ALT, PS, AC
E-CLASS (W210, S210)							
E 200 CDI	07/99-03/02	OM 611.961	85	2148	∞ ∞ ∞ ⊙ ⊙ MS23	<b>6PK2205</b> <b>6PK2271</b> <b>6PK2271D1</b> <b>6PK2271K1</b> <b>AP9015</b> <b>AP9024</b> <b>MS23</b>	ALT, PS ALT, PS, AC ALT, PS, AC, (5-GEAR-AUTOM) ALT, PS, AC FOR ART-NO: VD1036, VD1042
E 200 Kompressor	08/00-03/02	M 111.957	120	1998	∞ ∞ ∞	<b>6PK1352</b> <b>6PK1873</b> <b>6PK1873K4</b>	AIRC ALT ALT
E 200, E 200 T	06/95-08/00	M 111.942	100	1998	∞ ∞ ∞	<b>2PJ860</b> <b>6PK2055</b> <b>6PK2155</b>	2.FAN ALT, (AC) ALT, (AC)
E 220 CDI, E 220 T CDI	06/98-03/02	OM 611.961	92-105	2148- 2151	∞ ∞ ∞ ∞ ⊙ ⊙ MS23	<b>6PK2196</b> <b>6PK2271</b> <b>6PK2271D1</b> <b>6PK2271K1</b> <b>6PK2271K1</b> <b>AP9015</b> <b>AP9024</b> <b>MS23</b>	ALT, PS, (AC) ALT, PS, AC ALT, PS, AC, (5-GEAR-AUTOM), MODEL '00⇨ ALT, CH-NO A962232, X027614⇨ ALT, PS, AC, ⇨CH-NO A962231, X027613 FOR ART-NO: VD1036, VD1042
E 220 D	06/95-07/99	OM 604.912	70	2155	∞ ∞ ∞ ⊙	<b>2PJ860</b> <b>6PK2050</b> <b>6PK2130</b> <b>AP9034</b>	2.FAN ALT, (AC) ALT, (AC)
E 230	06/95-06/97	M 111.970	110	2295	∞ ∞ ∞	<b>2PJ860</b> <b>6PK2055</b> <b>6PK2155</b>	2.FAN ALT, (AC) ALT, (AC)
E 240	06/97-03/02	M 112.911, M 112.914	125	2597	∞ ∞ ∞	<b>2PJ860</b> <b>6PK2315</b> <b>6PK2390</b>	2.FAN ALT, PS, (AC) ALT, PS, (AC)





ContiTech



**MERCEDES-BENZ**

**E-CLASS (W210, S210)**



E 240 T	06/97-03/03	M 112.911	125	2398	<b>6PK2390D1</b> <b>VD1070</b> <b>MS32</b>	ALT, PS, (AC) FOR ART-NO: VD1070
E 270 CDI, E 270 T CDI	07/99-03/03	OM 612.961	125	2685	<b>2PJ860</b> <b>6PK2315</b> <b>6PK2390</b> <b>6PK2390D1</b>	2.FAN ALT, PS, (AC) ALT, PS, (AC) ALT, PS, (AC)
E 280	01/96-06/97	M 104.945	142	2799	<b>6PK2271</b> <b>6PK2271D1</b> <b>6PK2271K1</b> <b>AP9010</b> <b>AP9024</b> <b>MS16</b> <b>MS23</b>	ALT, PS, AC ⇨MTR-NO 51184580, ALT, PS, AC ALT, PS, AC FOR ART-NO: VD1036, VD1042, MTR-NO 51184581⇨ FOR ART-NO: VD1036, VD1042, ⇨MTR-NO 51184580
E 280	12/96-03/02	M 112.921	150	2799	<b>2PJ860</b> <b>6PK2120</b> <b>6PK2140</b> <b>6PK2225</b> <b>6PK2245</b>	2.FAN ALT, (AC), 03/1996⇨ ALT, (AC), ⇨03/1996 ALT, (AC), 03/1996⇨ ALT, (AC), ⇨03/1996
E 290 Turbo-D	03/96-07/99	OM 602.982	95	2874	<b>2PJ860</b> <b>6PK2315</b> <b>6PK2390</b> <b>6PK2390D1</b> <b>VD1070</b> <b>MS32</b>	2.FAN ALT, PS, (AC) ALT, PS, (AC) ALT, PS, (AC) FOR ART-NO: VD1070
E 300 D	06/95-06/97	OM 606.912	100	2996	<b>2PJ860</b> <b>6PK2100</b> <b>6PK2145</b> <b>AP9034</b>	2.FAN ALT, PS ALT, AC
E 300 Turbo-D, E 300 T Turbo-D	12/96-07/99	OM 606.962	130	2996	<b>2PJ860</b> <b>6PK2080</b> <b>6PK2140</b> <b>AP9034</b>	2.FAN ALT, PS AC
E 320	06/97-03/02	M 112.941	165	3199	<b>2PJ860</b> <b>6PK2065</b> <b>6PK2130</b> <b>AP9034</b>	2.FAN ALT, PS ALT, PS, AC
E 320 CDI	07/99-03/02	OM 613.961	145	3226	<b>2PJ860</b> <b>6PK2390</b> <b>6PK2390D1</b> <b>VD1070</b> <b>MS32</b>	2.FAN ALT, PS, AC ALT, PS, AC FOR ART-NO: VD1070
E 320 CDI	07/99-03/02	OM 613.961	145	3226	<b>2PJ860</b> <b>6PK2271</b> <b>6PK2271K1</b> <b>AP9024</b> <b>VD1103</b>	2.FAN ALT, WP, AC, PS ALT, WP, AC, PS MTR-CODE: 613.961
E 320 T	12/96-03/03	M 112.941	165	3199	<b>2PJ860</b> <b>6PK2390</b> <b>6PK2390D1</b>	2.FAN ALT, PS, AC ALT, PS, AC
E 320 T CDI	07/99-03/03	OM 613.961	145	3226	<b>6PK2271</b> <b>6PK2271K1</b> <b>AP9024</b> <b>VD1103</b>	ALT, WP, AC, PS ALT, WP, AC, PS MTR-CODE: 613.961
<b>E-CLASS (W211, S211)</b> E 200 CDI	07/02-12/08	OM 646.951	75-90	2148	<b>6PK2241</b> <b>6PK2260</b> <b>6PK2260K1</b>	ALT, ⇨CH-NO A348117, X109211, ⇨06/2003 ALT, CH-NO A348118⇨, CH-NO X109212⇨, 07/2003⇨ ALT, CH-NO A348118⇨, CH-NO X109212⇨,





**MERCEDES-BENZ**

**E-CLASS (W211, S211)**

					<b>AP9027</b> <b>MS16</b> <b>MS23</b>	07/2003⇨ FOR ART-NO: VD1036, VD1042, MTR-NO 30562319⇨, 40008578⇨ FOR ART-NO: VD1036, VD1042, ⇨MTR-NO 30528520, 40008577
	04/06-12/08	OM 646.820	100	2148	<b>6PK2260</b> <b>6PK2260K1</b> <b>AP9027</b> <b>MS16</b>	ALT ALT FOR ART-NO: VD1042
E 200 Kompressor	04/06-07/09	M 271.956	135	1796	<b>7PK2418</b> <b>AP9020</b>	ALT
E 200 Kompressor, E 200 T Kompressor	11/02-07/09	M 271.941	120	1796	<b>7PK2418</b> <b>AP9020</b>	ALT, PS, AC
E 220 CDI	03/02-12/08	OM 646.961	110	2148	<b>6PK2250</b> <b>6PK2260</b> <b>6PK2260K1</b> <b>AP9027</b> <b>MS16</b> <b>MS23</b>	ALT, ⇨CH-NO A348117, X109211, ⇨06/2003 ALT, CH-NO A348118⇨, CH-NO X109212⇨, 07/2003⇨ ALT, CH-NO A348118⇨, CH-NO X109212⇨, 07/2003⇨ FOR ART-NO: VD1036, VD1042, MTR-NO 30562319⇨, 40008578⇨ FOR ART-NO: VD1036, VD1042, ⇨MTR-NO 30562318, 40008577
E 220 CDI, E 220 T CDI	04/06-07/09	OM 646.821	125	2148	<b>6PK2260</b> <b>6PK2260K1</b> <b>AP9027</b> <b>MS16</b>	ALT ALT FOR ART-NO: VD1042
E 220 T CDI	03/03-07/09	OM 646.961	110	2148	<b>6PK2241</b> <b>6PK2260</b> <b>6PK2260K1</b> <b>AP9027</b> <b>MS16</b> <b>MS23</b>	ALT, ⇨CH-NO A348117, X109211, ⇨06/2003 ALT, CH-NO A348118⇨, CH-NO X109212⇨, 07/2003⇨ ALT, CH-NO A348118⇨, CH-NO X109212⇨, 07/2003⇨ FOR ART-NO: VD1036, VD1042, MTR-NO 30562319⇨, 40008578⇨ FOR ART-NO: VD1036, VD1042, ⇨MTR-NO 30562318, 40008577
E 240	03/02-12/08	M 112.917, M 112.913	130	2597	<b>6PK2380</b> <b>6PK2380</b> <b>6PK2380D1</b> <b>6PK2380D1</b> <b>6PK2390</b> <b>6PK2390</b> <b>6PK2390D1</b> <b>6PK2390D1</b> <b>VD1070</b> <b>MS32</b>	ALT, PS, AC, CH-NO A 135822⇨, 10/2002⇨ ALT, PS, AC, CH-NO X 095169⇨, 11/2002⇨ ALT, PS, AC, 11/2002⇨, CH-NO X 095169⇨ ALT, PS, AC, 10/2002⇨, CH-NO A 135822⇨ ALT, PS, AC, ⇨CH-NO A 135821, ⇨09/2002 ALT, PS, AC, ⇨CH-NO X 095168, ⇨10/2002 ALT, PS, AC, ⇨10/2002, ⇨CH-NO X 095168 ALT, PS, AC, ⇨09/2002, ⇨CH-NO A 135821
E 270 CDI, E 270 T CDI	03/02-07/09	OM 647.961	130	2685	<b>6PK2241</b> <b>6PK2260</b> <b>6PK2260K1</b> <b>AP9027</b> <b>MS16</b> <b>MS23</b>	ALT, ⇨CH-NO A348117, X109211, ⇨06/2003 ALT, CH-NO A348118⇨, CH-NO X109212⇨, 07/2003⇨ ALT, CH-NO A348118⇨, CH-NO X109212⇨, 07/2003⇨ FOR ART-NO: VD1070
E 280	03/05-12/08	M 272.943	170	2996	<b>6PK2404</b> <b>MS32</b>	ALT, WP, PS, AC FOR ART-NO: VD1072
E 280 CDI	05/04-12/08	OM 648.961	130	3222	<b>6PK2260</b> <b>6PK2260K1</b>	ALT, PS, AC ALT, PS, AC



ContiTech



**MERCEDES-BENZ**

**E-CLASS (W211, S211)**

					<b>AP9027</b> <b>VD1103</b>	MTR-CODE: 948.961
E 280 CDI 4-matic	03/05-12/08	OM 642.921	140	2987	<b>7PK2035</b> <b>7PK2035D1</b> <b>VD1073</b> <b>MS33</b>	ALT, PS, AC ALT, PS, AC FOR ART-NO: VD1073
E 280 CDI, E 280 T CDI	03/05-07/09	OM 642.920	140	2987	<b>7PK2035</b> <b>7PK2035D1</b> <b>AP9075</b> <b>VD1073</b> <b>MS33</b>	ALT, WP, PS, AC ALT, WP, PS, AC FOR ART-NO: VD1073
E 320	03/02-12/08	M 112.949	165	3199	<b>6PK2380</b> <b>6PK2380</b> <b>6PK2380D1</b> <b>6PK2380D1</b> <b>6PK2390</b> <b>6PK2390</b> <b>6PK2390D1</b> <b>6PK2390D1</b> <b>VD1070</b> <b>MS32</b>	ALT, PS, AC, CH-NO A 135822⇔, 10/2002⇔ ALT, PS, AC, CH-NO X 095169⇔, 11/2002⇔ ALT, PS, AC, 10/2002⇔, CH-NO A 135822⇔ ALT, PS, AC, 11/2002⇔, CH-NO X 095169⇔ ALT, PS, AC, ⇔CH-NO X 095168, ⇔10/2002 ALT, PS, AC, ⇔CH-NO A 135821, ⇔09/2002 ALT, PS, AC, ⇔09/2002, ⇔CH-NO A 135821 ALT, PS, AC, ⇔10/2002, ⇔CH-NO X 095168
E 320 CDI, E 320 T CDI	11/02-07/09	OM 648.961	150	3222	<b>6PK2260</b> <b>6PK2260K1</b> <b>AP9027</b> <b>VD1103</b>	ALT, PS, AC ALT, PS, AC MTR-CODE: 648.961
E 320 CDI, E 320 T CDI, E 320 CDI 4-matic	03/05-07/09	OM 642.910, OM 642.920	165	2987	<b>7PK2035</b> <b>7PK2035D1</b> <b>AP9075</b> <b>VD1073</b> <b>MS33</b>	ALT ALT FOR ART-NO: VD1073

**E-CLASS (W212)**

E 350 CDI	03/11-	OM 642.852	195	2987	<b>7PK2005</b> <b>7PK2035</b> <b>7PK2045</b> <b>AP9075</b>	ALT, OE-NO 0019937596 ALT, OE-NO 0039930096
-----------	--------	------------	-----	------	---	--

**E-CLASS (W212, S212)**

E 200	01/13-	M 274.920	135	1991	<b>6PK1710</b>	ALT
E 200 CDI / BlueTEC	01/09-	OM 651.925	100	2143	<b>6PK2155</b> <b>AP9050</b>	ALT
E 200 CGI	08/09-	M 271.860, M 271.820	135	1796	<b>6PK2315</b> <b>AP9026</b> <b>AP9050</b>	ALT
E 220 BlueTEC	05/14-	OM 651.924	130	2143	<b>AP9050</b>	
E 220 CDI / BlueTEC	01/09-	OM 651.924	125	2143	<b>6PK2155</b> <b>AP9050</b>	ALT
E 250 CDI / BlueTEC, E 250 CDI / BlueTEC 4-matic	01/09-	OM 651.924	150	2143	<b>6PK2155</b> <b>AP9050</b>	ALT
E 250 CGI	01/09-	M 271.860	150	1796	<b>6PK2315</b> <b>AP9026</b> <b>AP9050</b>	ALT
E 350 BlueTEC, E 350 BlueTEC 4-matic	11/12-	OM 642.852, OM 642.858	185-190	2987	<b>7PK2005</b> <b>AP9075</b>	
E 350 CDI	11/09-	OM 642.850	170	2987	<b>7PK2000</b> <b>7PK2005</b> <b>7PK2035</b> <b>7PK2035D1</b> <b>7PK2045</b> <b>AP9075</b> <b>VD1073</b> <b>MS33</b>	ALT, OE-NO A 002 993 50 96 ALT, OE-NO A 001 993 75 96, A 002 993 42 96 ALT ALT, OE-NO A 003 993 00 96
E 350 CDI 4-matic	07/11-	OM 642.858	195	2987	<b>7PK2035</b>	FOR ART-NO: VD1073 ALT









ContiTech



**MERCEDES-BENZ**

**GLK-CLASS (X204)**

					∞ ⊙	<b>7PK2035</b> <b>AP9075</b>	ALT, (-START-STOP)
--	--	--	--	--	--------	---------------------------------	--------------------

**M-CLASS (W163)**

ML 270 CDI	12/99-06/05	OM 612.963	120	2685	∞ ⊙ ⊙ ⊙ MS16 MS23	<b>6PK2271</b> <b>6PK2271D1</b> <b>6PK2271K1</b> <b>AP9024</b> <b>MS16</b> <b>MS23</b>	ALT, WP, AC, PS ⇒MTR-NO 51184580, ALT, WP, AC, PS ALT, WP, AC, PS FOR ART-NO: VD1036, MTR-NO 51184581 ⇒ FOR ART-NO: VD1036, ⇒MTR-NO 51184580
ML 320	02/98-08/02	M 112.942	160	3199	∞ ∞ ∞ ⊙ ⊙	<b>6PK2370</b> <b>6PK2390</b> <b>6PK2390</b> <b>6PK2390D1</b> <b>6PK2390D1</b>	ALT, PS, AC, CH-NO A 429266 ⇒ ALT, PS, AC, ⇒CH-NO X 778320 ALT, PS, AC, ⇒CH-NO A 429265 ALT, PS, AC, ⇒CH-NO X 778320 ALT, PS, AC, ⇒CH-NO A 429265
ML 400 CDI	09/01-06/05	OM 628.963	184	3996	∞ ∞ ∞	<b>7PK2271</b> <b>7PK2276</b> <b>7PK2276</b>	ALT, CH-NO A 426162 ⇒ ALT, ⇒CH-NO A 426161 X 778320

**M-CLASS (W164)**

ML 280 CDI 4-matic	07/05-07/09	OM 642.940	140	2987	∞ ∞ ⊙	<b>7PK2035</b> <b>8PK2035</b> <b>AP9075</b>	ALT, CH-NO A 390565 ⇒, 03/2008 ⇒, MTR-CODE: 642.940 ALT, ⇒CH-NO A 390564, ⇒02/2008, MTR-CODE: 642.940
ML 300 CDI 4-matic	02/10-	OM 642.832, OM 642.820	150	2987	∞ ⊙ ⊙ ⊙ MS33	<b>6PK2035</b> <b>7PK2035D1</b> <b>AP9075</b> <b>VD1073</b> <b>MS33</b>	ALT ALT FOR ART-NO: VD1073
ML 320 CDI 4-matic	07/05-07/09	OM 642.940	165	2987	∞ ∞ ⊙	<b>7PK2035</b> <b>8PK2035</b> <b>AP9075</b>	ALT, CH-NO A 390565 ⇒, 03/2008 ⇒, MTR-CODE: 642.940 ALT, ⇒CH-NO A 390564, ⇒02/2008, MTR-CODE: 642.940
ML 350 4-matic	07/05-	M 272.967	200	3498	∞	<b>6PK2404</b>	ALT
ML 350 CDI 4-matic	02/10-	OM 642.820	170	2987	∞ ⊙ ⊙ ⊙ MS33	<b>7PK2035</b> <b>7PK2035D1</b> <b>AP9075</b> <b>VD1073</b> <b>MS33</b>	ALT ALT FOR ART-NO: VD1073
ML 420 CDI 4-matic	02/06-09/09	OM 629.912	225	3996	∞	<b>8PK2290</b>	ALT, PS, AC

**M-CLASS (W166)**

ML 250 CDI / BlueTEC 4-matic	06/11-	OM 651.960	150	2143	∞ ⊙	<b>6PK2000</b> <b>AP9050</b>	ALT
ML 300 4-matic	04/14-	M 276.955	185	3498	⊙	<b>AP9050</b>	
ML 350 4-matic	06/11-	M 276.955	225	3498	∞ ∞ ⊙	<b>6PK2140</b> <b>6PK2225</b> <b>AP9050</b>	ALT ALT, (ARS)
ML 350 BlueTEC 4-matic	06/11-	OM 642.826	190	2987	∞ ∞ ⊙	<b>7PK2005</b> <b>7PK2045</b> <b>AP9050</b>	ALT, (DYNAMIC DRIVE)
ML 400 4-matic	08/13-	M 276.821	245	2996	⊙	<b>AP9050</b>	
ML 500 4-matic	02/12-	M 278.928	300	4663	∞	<b>6PK2528</b>	ALT

**R-CLASS (W251, V251)**

R 320 CDI 4-matic	01/06-	OM 642.950	165	2987	∞ ∞ ⊙	<b>7PK2035</b> <b>8PK2035</b> <b>AP9075</b>	ALT, CH-NO A 080335 ⇒, 03/2008 ⇒, MTR-CODE: 642.950 ALT, ⇒CH-NO A 080334, ⇒02/2008, MTR-CODE: 642.950
R 350 CDI 4-matic	08/10-	OM 642.872	195	2987	∞ ⊙	<b>7PK2035</b> <b>AP9075</b>	ALT

**Saloon (W123)**

200 D	03/79-11/85	OM 615.940	44	1988	∞	<b>AVX10X940</b>	ALT, ⇒MTR-NO 142197
-------	-------------	------------	----	------	---	------------------	---------------------



MERCEDES-BENZ



**MERCEDES-BENZ**

<b>SALOON (W123)</b>						
↖					∞	<b>AVX13X1025</b> ALT, MTR-NO 142198⇨
					∞	<b>AVX13X1150</b> PS
					∞	<b>AVX13X1350</b> AC
230 E	04/80-12/85	M 102.980	100	2299	∞	<b>AVX10X1005</b> ALT
					∞	<b>AVX13X750</b> PS
					∞	<b>AVX13X875</b> AC
240 D	03/79-11/85	OM 616.912	53	2399	∞	<b>AVX10X960</b> ALT, ⇨MTR-NO 912086378
					∞	<b>AVX13X1025</b> ALT, MTR-NO 912086379⇨
					∞	<b>AVX13X1150</b> PS
					∞	<b>AVX13X1375</b> AC
<b>SALOON (W124)</b>						
200 D	08/89-06/93	OM 601.912	55	1997	∞	<b>6PK1015</b> ALT
					∞	<b>6PK2050</b> ALT, PS
					∞	<b>6PK2120</b> ALT, PS, AC
200, 200 E	01/86-08/92	M 102.922, M 102.963	77-87	1996	∞	<b>6PK1020</b> ALT
					∞	<b>6PK1885</b> ALT, PS
					∞	<b>6PK1980</b> ALT, PS, AC
230 E, 230 E CAT	12/84-06/93	M 102.982	97-100	2298	∞	<b>6PK1015</b> ALT, (PS)
					∞	<b>6PK1885</b> ALT, PS
					∞	<b>6PK1980</b> ALT, PS, AC
250 D	04/85-06/93	OM 602.912	66-69	2497	∞	<b>6PK1015</b> ALT
					∞	<b>6PK2030</b> ALT, PS
					∞	<b>6PK2100</b> ALT, PS, AC
250 Turbo-D	09/88-06/93	OM 602.962	93	2497	∞	<b>6PK1015</b> ALT
					∞	<b>6PK2030</b> ALT, PS
					∞	<b>6PK2100</b> ALT, PS, AC
260 E	09/85-08/92	M 103.940	118	2597	∞	<b>6PK1020</b> ALT
					∞	<b>6PK2175</b> ALT, (AC)
					∞	<b>6PK2257</b> ALT, (AC), (-LC)
					∞	<b>6PK2415</b> ALT, (AC), (LC)
300 E	08/85-08/92	M 103.983	132	2960	∞	<b>6PK2175</b> ALT, (AC)
					∞	<b>6PK2257</b> ALT, (AC), (-LC)
					∞	<b>6PK2415</b> ALT, (AC), (LC)
<b>S-CLASS (W140)</b>						
300 SE,SEL/S320	03/91-10/98	M 104.990, M 104.994	170	3199	∞	<b>8PK2337</b> ALT, (AC), MTR-CODE: 104.990
					∞	<b>8PK2440</b> ALT, (AC), MTR-CODE: 104.994, ⇨MTR-NO 31209
					∞	<b>8PK2440</b> ALT, (AC), MTR-CODE: 104.990
<b>S-CLASS (W220)</b>						
S 320	10/98-08/05	M 112.944	165	3199	∞	<b>3PJ891</b> 2.FAN
					∞	<b>6PK2370</b> ALT, PS, AC, CH-NO 220 A 190250⇨
					∞	<b>6PK2390</b> ALT, PS, AC, ⇨CH-NO 220 A 190249
					∞	<b>6PK2390D1</b> ALT, PS, AC, ⇨CH-NO 220 A 190249
S 320 CDI	08/99-09/02	OM 613.960	145	3222	∞	<b>6PK2260</b> ALT
					∞	<b>6PK2260K2</b> ALT
					⊙	<b>AP9024</b>
					⊙	<b>VD1103</b> MTR-CODE: 613.960
	09/02-08/05	OM 648.960	150	3222	∞	<b>6PK2260</b> ALT
					∞	<b>6PK2260K1</b> ALT
					⊙	<b>AP9027</b>
					⊙	<b>VD1103</b> MTR-CODE: 648.960
S 430	10/98-08/05	M 113.941	205	4266	∞	<b>3PJ891</b> 2.FAN
					∞	<b>6PK2390</b> ALT, PS, AC
					∞	<b>6PK2390D1</b> ALT, PS, AC
S 500	10/98-08/05	M 113.960, M 113.966	225	4966	∞	<b>3PJ891</b> 2.FAN
					∞	<b>6PK2390</b> ALT, PS, AC
					∞	<b>6PK2390D1</b> ALT, PS, AC
S 600	01/00-08/05	M 137.970	270	5786	∞	<b>7PK2345</b> ALT
<b>S-CLASS (W221)</b>						
S 320 CDI	12/05-06/09	OM 642.930	173	2987	∞	<b>7PK2035</b> ALT, 09/2008⇨, CH-NO A 245306⇨
					∞	<b>8PK2035</b> ALT, ⇨08/2008, ⇨CH-NO A 245305
S 350 BlueTec	04/11-	OM 642.862	190	2987	∞	<b>7PK2005</b>
					∞	<b>7PK2035</b> ALT, (START-STOP)

MERCEDÉS-BENZ





ContiTech



## MERCEDES-BENZ

### S-CLASS (W221)

S 350, S 350 4-matic	10/05-	M 272.965, M 272.975	200	3498	<b>6PK2404</b>	ALT
S 500, S 500 4-matic	10/05-	M 273.961, M 273.968	285	5461	<b>6PK2404</b>	ALT
S 63 AMG	02/12-	M 157.980	420	5461	<b>6PK2528</b> <b>AP9050</b>	ALT

### S-CLASS (W222, V222, X222)

S 350 BlueTEC / d, S 350 BlueTEC / d 4-matic, S 350 BlueTEC 4-matic	05/13-	OM 642.861, OM 642.867	185-190	2987	<b>7PK2005</b>	
S 500, S 500 4-matic	05/13-	M 278.929	335	4663	<b>6PK2528</b> <b>AP9050</b>	ALT
S 63 AMG, S 63 AMG 4-matic	05/13-	M 157.985	430	5461	<b>AP9050</b>	

### S-CLASS Coupe (C140)

SEC/CL 500	10/92-02/99	M 119.970	235	4973	<b>6PK2523</b>	ALT, 01/1993⇨, MTR-NO 026391⇨
------------	-------------	-----------	-----	------	----------------	-------------------------------

### S-CLASS Coupe (C215)

CL 500	03/99-03/06	M 113.960	225	4966	<b>3PJ891</b> <b>6PK2380</b> <b>6PK2380D1</b> <b>6PK2390</b> <b>6PK2390D1</b> <b>VD1070</b> <b>MS32</b>	2.FAN ALT, PS, AC, 10/2002⇨, CH-NO A 031529⇨ ALT, PS, AC, 10/2002⇨, CH-NO A 031529⇨ ALT, PS, AC, ⇨09/2002, ⇨CH-NO A 031528 ALT, PS, AC, ⇨09/2002, ⇨CH-NO A 031528 FOR ART-NO: VD1070
--------	-------------	-----------	-----	------	---	---

### S-CLASS Coupe (C217)

S 500 4-matic	04/14-	M 278.929	335	4663	<b>6PK2528</b>	ALT
S 63 AMG, S 63 AMG 4-matic	04/14-	M 157.985	430	5461	<b>6PK2528</b> <b>AP9050</b>	ALT

### SL (R107)

280 SL	08/74-07/85	M 110.982, M 110.986, M 110.990	136	2746	<b>AVX10X960</b> <b>AVX13X1285</b> <b>AVX13X775</b>	FAN AC PS
--------	-------------	---------------------------------	-----	------	---	-----------------

### SL (R129)

500	09/92-10/01	M 119.972, M 119.982	235	4973	<b>6PK2433</b> <b>6PK2460</b> <b>6PK2510</b> <b>6PK2535</b>	ALT, (AC), MTR-CODE: M 119.982 ALT, (AC), MTR-CODE: M 119.972 ALT, (AC), MTR-CODE: M 119.982 ALT, (AC), MTR-CODE: M 119.972
-----	-------------	----------------------	-----	------	--	--

### SL (R230)

350	03/03-01/12	M 112.973	180	3724	<b>6PK2380</b> <b>6PK2380D1</b> <b>VD1070</b> <b>MS32</b>	ALT, PS, AC ALT, PS, AC FOR ART-NO: VD1070
500	10/01-01/12	M 113.963	225	4966	<b>6PK2380</b> <b>6PK2380D1</b> <b>6PK2390</b> <b>6PK2390D1</b> <b>VD1070</b> <b>MS32</b>	ALT, PS, AC, CH-NO F 011632⇨, 08/2002⇨ ALT, PS, AC, 08/2002⇨, CH-NO F 011632⇨ ALT, PS, AC, ⇨CH-NO F 026959, ⇨07/2002 ALT, PS, AC, ⇨07/2002, ⇨CH-NO F 026959 FOR ART-NO: VD1070

### SL (R231)

350	02/12-	M 276.954	225	3498	<b>6PK2140</b> <b>6PK2225</b> <b>AP9050</b>	ALT, (LC) ALT, (LC)
400	04/14-	M 276.825	245	2996	<b>6PK2125</b> <b>6PK2130</b> <b>6PK2135</b> <b>6PK2225</b> <b>AP9050</b>	ALT, OE-NO A0039938596 ALT, OE-NO A0039935796 ALT, OE-NO A0029930996 ALT, OE-NO A0029930896
500	01/12-	M 278.927	320	4663	<b>6PK2528</b>	ALT
63 AMG	01/12-	M 157.983	395-430	5461	<b>6PK2528</b> <b>AP9050</b>	ALT
65 AMG	05/12-	M 279.981	463	5980	<b>AP9075</b>	





**MERCEDES-BENZ**

MERCEDÉS-BENZ

<b>SLK (R170)</b>							
↔ 200	09/96-03/00	M 111.946	100	1998	∞ ∞	<b>6PK2055</b> <b>6PK2155</b>	ALT, (AC) ALT, (AC)
200 Kompressor	03/00-04/04	M 111.958	120	1998	∞ ∞ ∞ ∞ ∞	<b>6PK1352</b> <b>6PK1775</b> <b>6PK1873</b> <b>6PK1873K4</b>	AIRC ALT, (AC) ALT, (AC) ALT, (AC)
	10/96-03/00	M 111.943	141	1998	∞ ∞ ∞ ∞	<b>6PK1330</b> <b>6PK1775</b> <b>6PK1873</b> <b>6PK1873K4</b>	AIRC ALT, (AC) ALT, (AC) ALT, (AC)
230 Kompressor	03/00-04/04	M 111.983	145	2295	∞ ∞ ∞ ∞	<b>6PK1352</b> <b>6PK1775</b> <b>6PK1873</b> <b>6PK1873K4</b>	AIRC ALT, (AC) ALT, (AC) ALT, (AC)
	09/96-03/00	M 111.973	142	2295	∞ ∞ ∞ ∞	<b>6PK1330</b> <b>6PK1775</b> <b>6PK1873</b> <b>6PK1873K4</b>	AIRC ALT, (AC) ALT, (AC) ALT, (AC)
320	03/00-04/04	M 112.947	160	3199	∞ ∞	<b>6PK2390</b> <b>6PK2390D1</b>	ALT, PS, AC ALT, PS, AC
<b>SLK (R171)</b>							
200 Kompressor	03/04-02/11	M 271.944, M 271.954	120-135	1795-1796	∞ ∞ ⊙ ⊙	<b>7PK2315</b> <b>7PK2418</b> <b>AP9020</b> <b>AP9026</b>	ALT, (AC) ALT, (AC)
280	01/05-02/11	M 272.942	170	2996	∞ MS32	<b>6PK2404</b> <b>MS32</b>	ALT, WP, PS, AC FOR ART-NO: VD1072
350	06/04-02/11	M 272.963	200	3498	∞	<b>6PK2404</b>	ALT
<b>SLK (R172)</b>							
200	02/11-	M 271.860, M 271.861	135	1796	∞ ⊙	<b>6PK2315</b> <b>AP9050</b>	ALT
250	02/11-	M 271.860, M 271.861	150	1796	∞ ⊙	<b>6PK2315</b> <b>AP9050</b>	ALT
250 CDI / d	01/12-	OM 651.980	150	2143	∞ ⊙	<b>6PK2155</b> <b>AP9050</b>	ALT
<b>SLS AMG (C197), SLS AMG Cabriolet (A197)</b>							
6.2, 6.2 GT	06/13-	M 159.980	435-464	6208	⊙	<b>AP9050</b>	
<b>CITAN (415)</b>							
108 CDI	11/12-	OM 607.951	55	1461	∞ ∞ CT1184 CT1184K1	<b>6PK1130</b> <b>6PK1200</b> <b>CT1184</b> <b>CT1184K1</b>	ALT, (AC) ALT, (AC) CA CA
109 CDI	11/12-	OM 607.951	66	1461	∞ ∞ CT1184 CT1184K1	<b>6PK1130</b> <b>6PK1200</b> <b>CT1184</b> <b>CT1184K1</b>	ALT, (AC) ALT, (AC) CA CA
111 CDI	06/13-	OM 607.951	81	1461	∞ ∞ CT1184 CT1184K1	<b>6PK1130</b> <b>6PK1200</b> <b>CT1184</b> <b>CT1184K1</b>	ALT, (AC) ALT, (AC) CA CA
<b>SPRINTER 2-t (901, 902)</b>							
208 CDI	04/00-05/06	OM 611.987	60	2148	∞ ∞ ∞ ∞ ⊙ ⊙ MS16 MS23	<b>6PK2196</b> <b>6PK2264</b> <b>6PK2264D1</b> <b>6PK2271</b> <b>6PK2271D2</b> <b>AP9010</b> <b>AP9015</b> <b>MS16</b> <b>MS23</b>	ALT, (AC), ⇨CH-NO R220797 ALT, (AC), CH-NO R220798⇨ CH-NO R220798⇨, ALT, (AC), (Abtrieb nicht vorn) ALT, (AC) ⇨MTR-NO 50185180, ALT, (AC), (Abtrieb vorn)  FOR ART-NO: VD1041, VD1042, MTR-NO 50185181⇨ FOR ART-NO: VD1041, VD1042, ⇨MTR-NO 50







**MERCEDES-BENZ**

**SPRINTER 3-t (903)**

311 CDI	04/00-05/06	OM 611.981	80	2148	<b>6PK2140</b> <b>AP9034</b>	ALT, WP, FAN, AC, PS
312 D 2.9	02/95-04/00	OM 602.980	90	2874	<b>6PK2080</b> <b>6PK2150</b> <b>AP9034</b>	ALT, PS ALT, PS, AC
313 CDI	04/00-05/06	OM 611.981	95	2148	<b>6PK2196</b> <b>6PK2264</b> <b>6PK2264D1</b> <b>6PK2271</b> <b>6PK2271D2</b> <b>AP9010</b> <b>AP9015</b> <b>MS16</b> <b>MS23</b>	ALT, (-AC), ⇄CH-NO R220797 ALT, (-AC), CH-NO R220798⇄ CH-NO R220798⇄, ALT, (-AC), (Abtrieb nicht vorn) ALT, (AC) ⇄MTR-NO 50185180, ALT, (AC), (Abtrieb vorn) FOR ART-NO: VD1041, VD1042, MTR-NO 50185181⇄ FOR ART-NO: VD1041, VD1042, ⇄MTR-NO 50185180
314	02/95-05/06	M 111.979, M 111.984	105	2295	<b>6PK2100</b> <b>6PK2115</b> <b>6PK2205</b> <b>6PK2215</b>	ALT, (AC), ⇄MTR-NO 000441, (AUTOM) ALT, (-AC), MTR-NO 000442⇄, (AUTOM) ALT, (AC), ⇄MTR-NO 002028, (MANL) ALT, (AC), MTR-NO 002029⇄, (MANL)
316 CDI	04/00-05/06	OM 612.981	115	2685	<b>6PK2196</b> <b>6PK2264</b> <b>6PK2271</b> <b>AP9010</b> <b>AP9015</b> <b>MS16</b> <b>MS23</b>	ALT, (-AC), ⇄CH-NO R220797 ALT, (AC), CH-NO R220798⇄ ALT, (AC) FOR ART-NO: VD1036, MTR-NO 51184581⇄ FOR ART-NO: VD1036, ⇄MTR-NO 51184580

**SPRINTER 3-t (906)**

209 CDI	06/06-	OM 646.984	65	2148	<b>6PK2260</b> <b>6PK2260K1</b> <b>6PK2285</b> <b>AP9010</b> <b>AP9050</b>	ALT, (-POWER TAKE OFF) ALT, (-POWER TAKE OFF) ALT, (POWER TAKE OFF)
210 CDI	03/09-	OM 651.955	70	2143	<b>6DPK2215</b> <b>6PK2215</b> <b>6PK2215</b> <b>AP9010</b> <b>AP9050</b>	ALT, 08/2010⇄, CH-NO S 495103⇄, (START-STOP) ALT, ⇄08/2010, ⇄CH-NO S 495102, (START-STOP) ALT, (-START-STOP)
211 CDI	06/06-	OM 646.985	80	2148	<b>6PK2260</b> <b>6PK2260K1</b> <b>6PK2285</b> <b>AP9010</b> <b>AP9050</b>	ALT, (-AC) ALT, (-AC) ALT, (AC)
213 CDI	06/06-	OM 646.986	95	2148	<b>AVX13X975</b> <b>6PK2260</b> <b>6PK2285</b> <b>6PK2285</b> <b>AP9010</b> <b>AP9050</b>	AC ALT ALT, (2x ALT) ALT, (=2ND ACC)
	03/09-	OM 651.956	95	2143	<b>6DPK2215</b>	ALT, 08/2010⇄, CH-NO S 495103⇄, (START-STOP)



ContiTech



**MERCEDES-BENZ**

**SPRINTER 3-t (906)**

					∞ ∞ ⊙ ⊙	<b>6PK2215</b> <b>6PK2215</b> <b>AP9020</b> <b>AP9050</b>	ALT, (-START-STOP) (START-STOP), ⇨08/2010, ⇨CH-NO S 495102
	06/06-	OM 651.955, OM 651.956	95	2143	∞	<b>6DPK2215</b>	ALT, 08/2010⇨, CH-NO S 495103⇨, (START-STOP)
215 CDI	06/06-	OM 646.990, OM 646.986, OM 646.989	110	2148	∞ ∞ ⊙ ⊙	<b>6PK2260</b> <b>6PK2260K1</b> <b>AP9010</b> <b>AP9050</b>	ALT ALT
		OM 646.990, OM 646.989	110	2148	∞ ∞ ∞ ∞ ⊙ ⊙	<b>AVX13X975</b> <b>6PK2260</b> <b>6PK2285</b> <b>6PK2285</b> <b>AP9010</b> <b>AP9050</b>	AC ALT ALT, (=2ND ACC) ALT, (2x ALT)
216 CDI	03/09-	OM 651.957, OM 651.955	120	2143	∞ ∞ ∞ ⊙	<b>6DPK2215</b> <b>6PK2215</b> <b>6PK2215</b> <b>AP9010</b>	ALT, 08/2010⇨, CH-NO S 495103⇨, (START-STOP) ALT, (START-STOP), ⇨08/2010, ⇨CH-NO S 495102 ALT, (-START-STOP)
218 CDI	06/06-	OM 642.992, OM 642.993, OM 642.896	135	2987	∞ ∞ ∞ ∞ ⊙ ⊙	<b>6PK1413</b> <b>6PK691 ELAST</b> <b>7PK1970</b> <b>7PK1980</b> <b>7PK2035</b> <b>AP9075</b>	HYDP, (AC) HYDP, OE-NO 0019933896 ALT, OE-NO 0019933696, (-AC) ALT, OE-NO 0019934196, (-AC) ALT, (AC), (-POWER TAKE OFF)

**SPRINTER 3,5-t (906)**

309 CDI	06/06-	OM 646.984	65	2148	∞ ∞ ∞ ∞ ⊙ ⊙	<b>6PK2260</b> <b>6PK2260</b> <b>6PK2260K1</b> <b>6PK2260K1</b> <b>6PK2285</b> <b>6PK2285</b> <b>AP9010</b> <b>AP9050</b>	ALT, (-AC) ALT, (-POWER TAKE OFF) ALT, (AC) ALT, (-POWER TAKE OFF) ALT, (AC) ALT, (POWER TAKE OFF)
310 CDI	03/09-	OM 651.955	70	2143	∞ ∞ ∞ ⊙ ⊙	<b>6DPK2215</b> <b>6PK2215</b> <b>6PK2215</b> <b>AP9010</b> <b>AP9050</b>	ALT, 08/2010⇨, CH-NO S 495103⇨, (START-STOP) ALT, (START-STOP), ⇨08/2010, ⇨CH-NO S 495102 ALT, (START-STOP)
311 CDI	06/06-	OM 646.985	80	2148	∞ ∞ ⊙ ⊙	<b>6PK2260</b> <b>6PK2260K1</b> <b>6PK2285</b> <b>AP9010</b> <b>AP9050</b>	ALT, (AC) ALT, (AC) ALT, (AC)
313 CDI	05/09-	OM 651.955, OM 651.956	95	2143	∞ ∞ ∞ ⊙ ⊙	<b>6DPK2215</b> <b>6PK2215</b> <b>6PK2215</b> <b>AP9020</b> <b>AP9050</b>	ALT, 08/2010⇨, CH-NO S 495103⇨, (START-STOP) ALT, (START-STOP), ⇨08/2010, ⇨CH-NO S 495102 ALT, (-START-STOP)
	06/06-	OM 646.986	95	2148	∞ ∞ ∞ ⊙ ⊙	<b>6PK2215</b> <b>6PK2260</b> <b>6PK2260K1</b> <b>6PK2285</b> <b>AP9010</b> <b>AP9050</b>	ALT, OE-NO A 002 993 32 96, A 002 993 43 96, A 002 993 33 96 ALT, (-AC) ALT, (-AC) ALT, (AC)
315 CDI	06/06-	OM 646.990, OM 646.989	110	2148	∞ ∞ ∞ ∞	<b>AVX13X975</b> <b>6PK2260</b> <b>6PK2285</b> <b>6PK2285</b>	AC ALT ALT, (=2ND ACC) ALT, (2x ALT)







**MERCEDES-BENZ**

SPRINTER 3,5-t (906)						
					<b>AP9010</b> <b>AP9050</b>	
316 CDI	03/09-	OM 651.957, OM 651.955	120	2143	<b>6DPK2215</b> <b>6PK2215</b> <b>6PK2215</b> <b>AP9010</b>	ALT, 08/2010⇨, CH-NO S 495103⇨, (START-STOP) ALT, (START-STOP), ⇨08/2010, ⇨CH-NO S 495102 ALT, (START-STOP)
318 CDI	06/06-	OM 642.992, OM 642.993, OM 642.896	135	2987	<b>6PK1413</b> <b>6PK691 ELAST</b> <b>7PK1970</b> <b>7PK1980</b> <b>7PK2035</b> <b>AP9075</b>	HYDP, (AC) HYDP, OE-NO 0019933896 ALT, OE-NO 0019933696, (-AC) ALT, OE-NO 0019934196, (-AC) ALT, (AC), (-POWER TAKE OFF)
SPRINTER 4-t (904)						
408 CDI	04/00-05/06	OM 611.987	60	2148	<b>6PK2196</b> <b>6PK2264</b> <b>6PK2264D1</b> <b>6PK2271</b> <b>6PK2271D2</b> <b>AP9010</b> <b>AP9015</b> <b>MS16</b> <b>MS23</b>	ALT, (-AC), ⇨CH-NO R220797 ALT, (-AC), CH-NO R220798⇨ CH-NO R220798⇨, ALT, (-AC), (Abtrieb nicht vorn) ALT, (AC) ⇨MTR-NO 50185180, ALT, (AC), (Abtrieb vorn)  FOR ART-NO: VD1041, VD1042, MTR-NO 50185181⇨ FOR ART-NO: VD1041, VD1042, ⇨MTR-NO 50185180
408 D	02/96-05/06	OM 601.943	58	2299	<b>6PK2020</b> <b>6PK2100</b> <b>AP9034</b>	ALT, (-AC) ALT, (AC)
410 D, 410 D 4x4	02/96-05/06	OM 602.980	75	2874	<b>6PK2080</b> <b>6PK2140</b> <b>AP9034</b>	ALT, (-AC) ALT, (AC)
411 CDI	04/00-05/06	OM 611.981	80	2148	<b>6PK2196</b> <b>6PK2264</b> <b>6PK2264D1</b> <b>6PK2271</b> <b>6PK2271D2</b> <b>AP9010</b> <b>AP9015</b> <b>MS16</b> <b>MS23</b>	ALT, (-AC), ⇨CH-NO R220797 ALT, (-AC), CH-NO R220798⇨ CH-NO R220798⇨, ALT, (-AC), (Abtrieb nicht vorn) ALT, (AC) ⇨MTR-NO 50185180, ALT, (AC), (Abtrieb vorn)  FOR ART-NO: VD1041, VD1042, MTR-NO 50185181⇨ FOR ART-NO: VD1041, VD1042, ⇨MTR-NO 50185180
412 D, 412 D 4x4	02/96-05/06	OM 602.980	85-90	2874	<b>6PK2080</b> <b>6PK2140</b> <b>AP9034</b>	ALT, (-AC) ALT, (AC)
413 CDI	04/00-05/06	OM 611.981	95	2148	<b>6PK2196</b> <b>6PK2264</b> <b>6PK2264D1</b> <b>6PK2271</b> <b>6PK2271D2</b> <b>AP9010</b> <b>AP9015</b> <b>MS16</b> <b>MS23</b>	ALT, (-AC), ⇨CH-NO R220797 ALT, (-AC), CH-NO R220798⇨ CH-NO R220798⇨, ALT, (-AC), (Abtrieb nicht vorn) ALT, (AC) ⇨MTR-NO 50185180, ALT, (AC), (Abtrieb vorn)  FOR ART-NO: VD1041, VD1042, MTR-NO 50185181⇨ FOR ART-NO: VD1041, VD1042, ⇨MTR-NO 50185180
414, 414 4x4	02/96-05/06	M 111.979	105	2295	<b>6PK2100</b> <b>6PK2115</b> <b>6PK2205</b> <b>6PK2215</b>	ALT, (-AC), ⇨MTR-NO 000441 ALT, (-AC), MTR-NO 000442⇨ ALT, (AC), ⇨MTR-NO 002028 ALT, (AC), MTR-NO 002029⇨
416 CDI	04/00-05/06	OM 612.981	115	2685	<b>6PK2196</b>	ALT, (-AC), ⇨CH-NO R220797

MERCEDÉS-BENZ



ContiTech



**MERCEDES-BENZ**

MERCEDES-BENZ

**SPRINTER 4-t (904)**

↔					∞	<b>6PK2264</b>	ALT, (AC), CH-NO R220798↔
					∞	<b>6PK2271</b>	ALT, AC
					⊙	<b>AP9010</b>	
					⊙	<b>AP9015</b>	
					MS16	<b>MS16</b>	FOR ART-NO: VD1036, MTR-NO 51184581↔
					MS23	<b>MS23</b>	FOR ART-NO: VD1036, ↔MTR-NO 51184580

**SPRINTER 4,6-t (906)**

413 CDI	06/06-	OM 646.986	95	2148	∞	<b>6DPK2215</b>	ALT, 08/2010↔, CH-NO S 495103↔, (START-STOP)
					∞	<b>6PK2215</b>	↔08/2010, ↔CH-NO S 495102, ALT, (START-STOP)
					∞	<b>6PK2215</b>	ALT, (-START-STOP)
					⊙	<b>AP9020</b>	
					⊙	<b>AP9050</b>	
					⊙	<b>AP9075</b>	

**SPRINTER 5-t (905)**

616 CDI	04/01-05/06	OM 612.981	115	2685	∞	<b>6PK2196</b>	ALT, (AC), ↔CH-NO R220797
					∞	<b>6PK2260</b>	ALT, (AC), CH-NO R220798↔
					∞	<b>6PK2271</b>	ALT, (AC)
					⊙	<b>AP9010</b>	
					MS16	<b>MS16</b>	MTR-NO 51184581↔, FOR ART-NO: VD1036
					MS23	<b>MS23</b>	↔MTR-NO 51184580, FOR ART-NO: VD1036

**SPRINTER 5-t (906)**

509 CDI	06/06-	OM 646.984	65	2148	∞	<b>6PK2260</b>	ALT, (-POWER TAKE OFF)
					∞	<b>6PK2260</b>	ALT, (AC)
					MS16	<b>6PK2260K1</b>	ALT, (AC)
					MS23	<b>6PK2260K1</b>	ALT, (-POWER TAKE OFF)
					∞	<b>6PK2285</b>	ALT, (AC)
					∞	<b>6PK2285</b>	ALT, (POWER TAKE OFF)
					⊙	<b>AP9010</b>	
					⊙	<b>AP9050</b>	
511 CDI	06/06-	OM 646.985	80	2148	∞	<b>6PK2260</b>	ALT, (AC)
					MS16	<b>6PK2260K1</b>	ALT, (AC)
					∞	<b>6PK2285</b>	ALT, (AC)
					⊙	<b>AP9010</b>	
					⊙	<b>AP9050</b>	
513 CDI	06/06-	OM 651.955, OM 651.956	95	2143	∞	<b>6DPK2215</b>	ALT, 08/2010↔, CH-NO S 495103↔, (START-STOP)
					∞	<b>6PK2215</b>	ALT, (-START-STOP)
					∞	<b>6PK2215</b>	ALT, (START-STOP), ↔08/2010, ↔CH-NO S 495102
515 CDI	06/06-	OM 646.990, OM 646.986, OM 646.989	110	2148	∞	<b>AVX13X975</b>	AC
					∞	<b>6PK2260</b>	ALT
					∞	<b>6PK2285</b>	ALT, (=2ND ACC)
					∞	<b>6PK2285</b>	ALT, (2x ALT)
					⊙	<b>AP9010</b>	
					⊙	<b>AP9050</b>	
		OM 646.990, OM 646.989	110	2148	⊙	<b>AP9010</b>	
					⊙	<b>AP9050</b>	
516 CDI	03/09-	OM 651.957, OM 651.955	120	2143	∞	<b>6DPK2215</b>	ALT, 08/2010↔, CH-NO S 495103↔, (START-STOP)
					∞	<b>6PK2215</b>	ALT, (START-STOP), ↔08/2010, ↔CH-NO S 495102
					∞	<b>6PK2215</b>	ALT, (-START-STOP)
					⊙	<b>AP9010</b>	
518 CDI	06/06-	OM 642.992, OM 642.993, OM 642.896	135	2987	∞	<b>6PK1413</b>	HYDP, (AC)
					∞	<b>6PK691 ELAST</b>	HYDP, OE-NO 0019933896
					∞	<b>7PK1970</b>	ALT, OE-NO 0019933696, (-AC)
					∞	<b>7PK1980</b>	ALT, OE-NO 0019934196, (-AC)
					∞	<b>7PK2035</b>	ALT, (AC), (-POWER TAKE OFF)
					⊙	<b>AP9075</b>	

**SPRINTER CLASSIC 3,5-t (909)**

311 CDI	09/13-	OM 646.701	80	2148	⊙	<b>AP9010</b>	
					⊙	<b>AP9050</b>	

**SPRINTER CLASSIC 4,6-t (909)**

411 CDI	09/13-	OM 646.701	80	2148	⊙	<b>AP9010</b>	
					⊙	<b>AP9050</b>	







ContiTech



**MERCEDES-BENZ**

**VITO (G38)**

↔					∞ ⊙	<b>6PK2080</b> <b>AP9060</b>	ALT, PS, AC
110 CDI 2.2	03/99-07/03	OM 611LA (75 KW CDI)	75	2148-2151	∞ ∞ ⊙ ⊙	<b>6PK2077</b> <b>6PK2160</b> <b>AP9010</b> <b>AP9015</b>	ALT, (-AC) ALT, (AC)
110 D 2.3, 110 TD 2.3	02/96-07/03	OM 601.970	72	2299	∞ ∞ ⊙	<b>6PK2020</b> <b>6PK2100</b> <b>AP9060</b>	PS, (-AC) PS, (AC)
112 CDI 2.2	03/99-07/03	OM 611.980	90	2151	∞ ∞ ⊙ ⊙ MS16 MS23	<b>6PK2077</b> <b>6PK2160</b> <b>AP9010</b> <b>AP9015</b> <b>MS16</b> <b>MS23</b>	ALT, (-AC) ALT, (AC) FOR ART-NO: VD1041, VD1042, MTR-NO 50 185181↔ FOR ART-NO: VD1041, VD1042, ↔MTR-NO 50 185180
113 2.0	02/96-07/03	M 111.948, M 111.950	95	1998	∞ ∞	<b>6PK2100</b> <b>6PK2205</b>	ALT, (AC) ALT, (AC)
114 2.3	12/96-07/03	M 111.978	105	2295	∞ ∞	<b>6PK2100</b> <b>6PK2205</b>	ALT, (-AC) ALT, (AC)

**VITO (W447)**

109 CDI / 109 BlueTEC	10/14-	OM 622.951	65	1598	⊙	<b>AP9050</b>	
111 CDI / 111 BlueTEC	10/14-	OM 622.951	84	1598	⊙	<b>AP9050</b>	
114 CDI / 114 BlueTEC	10/14-	OM 651.950	100	2143	⊙	<b>AP9050</b>	
116 CDI / 116 BlueTEC	10/14-	OM 651.950	120	2143	⊙	<b>AP9050</b>	
119 BlueTEC	10/14-	OM 651.950	140	2143	⊙	<b>AP9050</b>	

**VITO (W639)**

109 CDI	09/03-	OM 646.983	65	2148	∞ ∞ ∞ ∞ ⊙ ⊙ MS16 MS23	<b>6PK2260</b> <b>6PK2260K1</b> <b>6PK2271</b> <b>6PK2271D2</b>  <b>6PK2271K1</b>  <b>6PK2280</b> <b>AP9010</b> <b>AP9050</b> <b>MS16</b> <b>MS23</b>	ALT, (-POWER TAKE OFF) ALT, (-POWER TAKE OFF) ALT, ↔CH-NO 158569, (POWER TAKE OFF) ↔CH-NO 158569, ↔MTR-NO 50 222462, ALT, (POWER TAKE OFF) ALT, ↔CH-NO 158569, (POWER TAKE OFF), ↔04/2005 ALT, CH-NO 158570↔, (POWER TAKE OFF) FOR ART-NO: VD1041, VD1042, MTR-NO 50 222462↔ FOR ART-NO: VD1041, VD1042, ↔MTR-NO 50 222461
	09/06-	OM 646.980	70	2148	⊙ ⊙	<b>AP9010</b> <b>AP9050</b>	
	08/06-	OM 646.981, OM 646.980	70	2148	∞ ∞ ∞ ∞ ⊙ ⊙ MS16 MS23	<b>6PK2260</b> <b>6PK2260K1</b> <b>6PK2271</b> <b>6PK2271D2</b> <b>6PK2285</b> <b>AP9010</b> <b>AP9050</b> <b>MS16</b> <b>MS23</b>	ALT, (-AC) ALT, (AC) ALT, (AC), ↔CH-NO 158569 ALT, (AC), ↔CH-NO 158569, ↔MTR-NO 50 222461 ALT, (AC), CH-NO 158570↔ FOR ART-NO: VD1041, VD1042, MTR-NO 50 222462↔ FOR ART-NO: VD1041, VD1042, ↔MTR-NO 50 222461
110 CDI	09/10-	OM 651.940	70	2143	∞ ∞ ⊙ ⊙	<b>6DPK2215</b> <b>6PK2215</b> <b>AP9010</b> <b>AP9050</b>	ALT, (START-STOP) ALT, (-START-STOP)
111 CDI	09/03-	OM 646.982	80	2148	∞ ∞	<b>6PK2260</b> <b>6PK2260K1</b>	ALT, (-POWER TAKE OFF) ALT, (-POWER TAKE OFF)



**MERCEDES-BENZ**

VITO (W639)

					<b>6PK2271</b> <b>6PK2271D2</b> <b>6PK2271K1</b> <b>6PK2280</b> <b>AP9010</b> <b>AP9050</b> <b>MS16</b> <b>MS23</b>	ALT, ⇨CH-NO 158569, (POWER TAKE OFF) ⇨CH-NO 158569, ⇨MTR-NO 50 222461, ALT, (POWER TAKE OFF) ALT, ⇨CH-NO 158569, (POWER TAKE OFF), ⇨04/2005 ALT, CH-NO 158570⇨, (POWER TAKE OFF) FOR ART-NO: VD1041, VD1042, MTR-NO 50 222462⇨ FOR ART-NO: VD1041, VD1042, ⇨MTR-NO 50 222461
111 CDI, 111 CDI 4x4	09/07-	OM 646.982, OM 646.980	85	2148	<b>6PK2260</b> <b>6PK2260K1</b> <b>6PK2271</b> <b>6PK2271D2</b> <b>6PK2280</b> <b>AP9010</b> <b>AP9050</b> <b>MS16</b> <b>MS23</b>	ALT, (-POWER TAKE OFF) ALT, (-POWER TAKE OFF) ALT, ⇨CH-NO 158569, (POWER TAKE OFF) ⇨CH-NO 158569, ⇨MTR-NO 50 222461, ALT, (POWER TAKE OFF) ALT, CH-NO 158570⇨, (POWER TAKE OFF) FOR ART-NO: VD1041, VD1042, MTR-NO 50 222462⇨ FOR ART-NO: VD1041, VD1042, ⇨MTR-NO 50 222461
113 CDI	09/10-	OM 651.940	100	2143	<b>6DPK2215</b> <b>6PK2215</b> <b>AP9010</b> <b>AP9050</b>	ALT, (START-STOP) ALT, (START-STOP)
115 CDI	09/03-	OM 646.982	110	2148	<b>6PK2260</b> <b>6PK2260K1</b> <b>6PK2271</b> <b>6PK2271D2</b> <b>6PK2271K1</b> <b>6PK2280</b> <b>AP9010</b> <b>AP9050</b> <b>MS16</b> <b>MS23</b>	ALT, (-POWER TAKE OFF) ALT, (-POWER TAKE OFF) ALT, ⇨CH-NO 158569, (POWER TAKE OFF) ⇨CH-NO 158569, ⇨MTR-NO 50 222461, ALT, (POWER TAKE OFF) ALT, ⇨CH-NO 158569, (POWER TAKE OFF), ⇨04/2005 ALT, CH-NO 158570⇨, (POWER TAKE OFF) FOR ART-NO: VD1041, VD1042, MTR-NO 50 222462⇨ FOR ART-NO: VD1041, VD1042, ⇨MTR-NO 50 222461
115 CDI 4x4	07/06-	OM 646.982	110	2148	<b>6PK2260</b> <b>6PK2260K1</b> <b>6PK2271</b> <b>6PK2271D2</b> <b>6PK2271K1</b> <b>6PK2280</b> <b>AP9010</b> <b>AP9050</b> <b>MS16</b> <b>MS23</b>	ALT, (POWER TAKE OFF) ALT, (-POWER TAKE OFF) ALT, ⇨CH-NO 158569, (POWER TAKE OFF) ⇨CH-NO 158569, ⇨MTR-NO 50 222461, ALT, (POWER TAKE OFF) ALT, CH-NO 158570⇨, (POWER TAKE OFF) FOR ART-NO: VD1041, VD1042, MTR-NO 50 222462⇨ FOR ART-NO: VD1041, VD1042, ⇨MTR-NO 50 222461
116 CDI	09/10-	OM 651.940	120	2143	<b>6DPK2215</b> <b>6PK2215</b> <b>AP9010</b> <b>AP9050</b>	ALT, (START-STOP) ALT, (START-STOP)
119	09/03-	M 112.951	140	3199	<b>6PK2370</b>	ALT
120 CDI	07/06-	OM 642.990	150	2987	<b>6PK691 ELAST</b> <b>7PK2035</b>	AC ALT



ContiTech



## MERCEDES-BENZ

VITO (W639)

					AP9010 AP9075	
122 CDI	09/10-	OM 642.890	165	2987	6PK691 ELAST 7PK2035 AP9075	FAN ALT
123	06/04-07/08	M 112.976	170	3724	6PK2370	ALT
126	09/07-	M 272.978	190	3498	6PK2404	ALT

## MG

MG TF

115	03/02-12/09	16 K4F	85	1588	3PK750 5PK1200 5PK736 CT974 CT974K1 CT974WP1	PS ALT, AC ALT, (-AC) CA, (AUTOM-TP) CA, (AUTOM-TP) CA, (AUTOM-TP)
135	03/02-12/09	18 K4F	100	1796	5PK1200 5PK736 CT708 CT708K1 CT974 CT974K1 CT974WP1	ALT, (AC) ALT, (-AC) CA, (MANL-TP) CA, (MANL-TP) CA, (AUTOM-TP) CA, (AUTOM-TP) CA, (AUTOM-TP)
160	03/02-12/09	18 K4K	118	1796	5PK1200 5PK736 CT1112 CT929 CT929K2	ALT, AC ALT, (-AC) CA CA CA

MG ZR

105	06/01-04/05	14 K4F	76	1396	3PK750 5PK1145 5PK1165 5PK736 CT708 CT708K1 CT974 CT974K1 CT974WP1	PS ALT, (AC), ⇨CH-NO YD471564 ALT, (AC), CH-NO YD471565⇨ ALT, (-AC) CA, (MECH-TP) CA CA, (AUTOM-TP) CA, (AUTOM-TP) CA, (AUTOM-TP)
-----	-------------	--------	----	------	--	---

MGF (RD)

1.8 i 16V	03/95-03/02	18 K4F	88	1796	3PK750 5PK1200 5PK736 CT708 CT708K1 CT974 CT974K1 CT974WP1	PS ALT, AC ALT, (-AC) CA, (MECH-TP) CA CA, (AUTOM-TP) CA, (AUTOM-TP) CA, (AUTOM-TP)
1.8 i VVC	03/95-03/02	18 K4K	107	1796	5PK1200 5PK736 CT1112 CT929 CT929K2	ALT, AC ALT, (-AC) CA CA CA

## MINI

MINI (R50, R52, R53)

Cooper	06/01-11/07	W10 B16 A	85	1598	6PK1033 6PK1033 6PK1054 6PK875 6PK890	ALT, (AC), 01/2004⇨ ALT, (AC), HOT COUNTRIES ALT, (AC), ⇨01/2004 ALT, (-AC), 08/2004⇨ ALT, (-AC), ⇨07/2004
Cooper S	03/02-11/07	W11 B16 A	120-	1598	6PK1374	ALT, (John Cooper Works)





MINI						
<b>MINI (R50, R52, R53)</b>						
↕			125		∞	<b>6PK1388</b> ALT
One	06/01-11/07	W10 B16 A	66	1598	∞	<b>6PK1033</b> ALT, (AC), 01/2004⇒
					∞	<b>6PK1033</b> ALT, (AC), HOT COUNTRIES
					∞	<b>6PK1054</b> ALT, (AC), ⇒01/2004
					∞	<b>6PK875</b> ALT, (AC), 08/2004⇒
					∞	<b>6PK890</b> ALT, (AC), ⇒07/2004
One D	06/03-09/06	1ND, 1ND-TV	55-65	1364	∞	<b>3PK885 ELAST</b> PS
					∞	<b>7PK1175</b> ALT, (AC)
					∞	<b>7PK935</b> ALT, (AC)
<b>MINI (R55, R56, R57, R59, R60, R61)</b>						
Clubman Cooper S	10/07-02/10	N14 B16 A	128	1598	∞	<b>6PK684 ELAST</b> ALT, (AC)
					∞	<b>6PK905 EXTRA</b> ALT, (AC), ⇒04/2010
					∞	<b>6PK905 EXTRA K1</b> ALT, (AC), ⇒04/2010
Cooper D	11/06-09/10	9HZ (DV6TED4), W16 D16	80	1560	∞	<b>6PK800</b> ALT, (AC)
					∞	<b>6PK976</b> ALT, (AC)
					∞	<b>6PK976K1</b> ALT, (AC)
					∞	<b>CT1092</b> CA
					∞	<b>CT1092K1</b> CA
					∞	<b>CT1092WP1</b> CA
					∞	<b>AP9023</b>
					∞	<b>VD1096</b>
Cooper D, Cooper D ALL4, Cooper SD	06/10-	N47 C16 A, N47 C20 A	82-105	1598	∞	<b>5PK1105</b> ALT, (AC)
Cooper, Cooper S, Cooper S ALL4	10/06-	N12 B16 A, N16 B16 A, N18 B16 A	88-135	1598	∞	<b>6PK684 ELAST</b> ALT, (AC)
					∞	<b>6PK894</b> ALT, (AC), 04/2010⇒
					∞	<b>6PK905 EXTRA</b> ALT, (AC), ⇒04/2010
					∞	<b>6PK905 EXTRA K1</b> ALT, (AC), ⇒04/2010
Countryman Cooper D/SD/SD ALL4	02/11-	N47 C20 A	82-105	1995	∞	<b>5PK1397</b> ALT, (AC)
Countryman One D	06/10-	N47 C16 A	66	1598	∞	<b>5PK1105</b>
John Cooper Works	03/08-11/13	N14 B16 C	155	1598	∞	<b>6PK684 ELAST</b> ALT, (AC)
					∞	<b>6PK894</b> ALT, (AC), 04/2010⇒
					∞	<b>6PK905 EXTRA</b> ALT, (AC), ⇒04/2010
					∞	<b>6PK905 EXTRA K1</b> ALT, (AC), ⇒04/2010
One	11/06-03/10	N12 B14 A	55-70	1397	∞	<b>6PK684 ELAST</b> ALT, (AC)
					∞	<b>6PK905 EXTRA</b> ALT, (AC), ⇒04/2010
					∞	<b>6PK905 EXTRA K1</b> ALT, (AC), ⇒04/2010
	03/10-	N16 B16 A	55-72	1598	∞	<b>6PK684 ELAST</b> ALT, (AC)
					∞	<b>6PK894</b> ALT, (AC)
One D	07/10-11/13	N47 C16 A	66	1598	∞	<b>6PK800</b> ALT, (AC)
					∞	<b>6PK976</b> ALT, (AC)
					∞	<b>CT1092</b> CA
					∞	<b>CT1092K1</b> CA
					∞	<b>CT1092WP1</b> CA
					∞	<b>VD1096</b>
	06/09-07/10	9HZ (DV6TED4)	66	1560	∞	<b>6PK800</b> ALT, (AC)
					∞	<b>6PK976</b> ALT, (AC)
					∞	<b>6PK976K1</b> ALT, (AC)
					∞	<b>CT1092</b> CA
					∞	<b>CT1092K1</b> CA
					∞	<b>CT1092WP1</b> CA
					∞	<b>AP9023</b>
					∞	<b>VD1096</b>

MITSUBISHI						
<b>ASX (GA, W)</b>						
1.6	06/10-	4A92	86	1590	∞	<b>5PK1240</b> ALT, (AC)
					∞	<b>5PK900</b> ALT, (AC)
1.8 Di-D, 1.8 Di-D 4WD	06/10-	4N13	85-110	1798	∞	<b>3PK863 ELAST</b> WP
					∞	<b>6PK1486</b> ALT
2.0 i 4WD	06/10-	4B11	110	1998	∞	<b>AP9080</b>





ContiTech



**MITSUBISHI**

**ASX (GA\_W\_)**

↔ 3.9 D	04/06-07/07	4D34-2AT6	105	3908	∞	<b>AVX13X1175</b>	ALT
---------	-------------	-----------	-----	------	---	-------------------	-----

**CARISMA (DA\_)**

1.6	07/95-06/06	4G92 (SOHC 16V)	66-76	1597	∞ ∞ ∞ ∞ 🏠 🏠	<b>4PK775</b> <b>5PK1090</b> <b>5PK1330</b> <b>5PK1345</b> <b>CT1053</b> <b>CT1053K1</b>	ALT PS, (-AC) PS, (AC), ↔09/1996 PS, 10/1996↔, (AC) CA CA
1.8	07/95-06/06	4G93	85	1834	∞ ∞ ∞ ∞ 🏠 🏠 🏠 🏠	<b>4PK775</b> <b>5PK1090</b> <b>5PK1330</b> <b>5PK1345</b> <b>CT1048</b> <b>CT1048K1</b> <b>CT941</b> <b>CT941K1</b>	ALT PS, (-AC) PS, (AC), ↔09/1996 PS, (AC), 10/1996↔, ↔10/1997 CA, CAMSHFT: SOHC/OHC, (115 HP) CA, CAMSHFT: SOHC/OHC, (115 HP) CA, ↔12/1997, CAMSHFT: DOHC, (138 HP) CA, ↔12/1997, CAMSHFT: DOHC, (138 HP)
1.8 16V GDI	09/97-06/06	4G93 (GDI)	92	1834	∞ ∞ ∞ 🏠 🏠	<b>4PK775</b> <b>5PK1090</b> <b>5PK1330</b> <b>CT941</b> <b>CT941K1</b>	ALT PS PS, AC CA CA
1.8 GDI, 1.8 16V GDI	09/97-06/06	4G93 (GDI)	92	1834	∞ ∞ ∞ 🏠 🏠	<b>4PK780</b> <b>5PK1090</b> <b>5PK1330</b> <b>CT941</b> <b>CT941K1</b>	ALT PS PS, AC CA CA
1.9 TD	10/96-09/00	F8QT	66	1870	∞ ∞ 🏠 🏠 🏠 🏠	<b>6PK1138</b> <b>6PK1635</b> <b>CT935</b> <b>CT935K1</b> <b>CT935K2</b> <b>CT966</b>	ALT, (-AC) ALT, (AC) CA, MTR-NO C003535↔, (SEE BELT SPEC), (HTD2) CA, MTR-NO C003535↔, (SEE BELT SPEC), (HTD2) CA, MTR-NO C003535↔, (SEE BELT SPEC), (HTD2) CA, ↔MTR-NO C003534

**COLT CZC Cabriolet (RG)**

1.5	05/06-07/09	4A91	80	1499	∞ ∞	<b>5PK1219</b> <b>5PK915</b>	ALT, (AC) ALT, (-AC)
-----	-------------	------	----	------	--------	---------------------------------	-------------------------

**COLT I (A15\_A)**

1.2 GL	12/78-01/84	4G11	40	1244	∞ 🏠	<b>AVX10X865</b> <b>CT665</b>	ALT CA
--------	-------------	------	----	------	--------	----------------------------------	-----------

**COLT IV (CA\_A)**

1.3 GLI 12V	04/92-04/96	4G13 (12V)	55	1299	∞ ∞ ∞ ∞ 🏠 🏠	<b>AVX13X600</b> <b>AVX13X800</b> <b>4PK595</b> <b>4PK875</b> <b>CT738</b> <b>CT738K1</b>	PS, ↔11/1993 AC PS, 12/1993↔ ALT CA CA
1.6 GLXi 16V	04/92-04/96	4G92 (SOHC 16V)	83	1597	∞ ∞ ∞ ∞ 🏠 🏠	<b>4PK780</b> <b>5PK1110</b> <b>5PK1125</b> <b>5PK880</b> <b>5PK950</b> <b>CT841</b> <b>CT841K1</b>	ALT AC, (PS), ↔11/1993 AC, (PS), 12/1993↔ AC, (-PS), 12/1993↔ PS, (-AC) CA CA

































































**COLT V (CJ\_CP\_)**

1300	09/00-09/03	4G13 (16V)	60	1299	∞ ∞ ∞ 🏠 🏠	<b>5PK1060</b> <b>5PK865</b> <b>5PK955</b> <b>CT1008</b> <b>CT1008K1</b>	PS, 08/2001↔, ↔05/2004, (AC) ALT, 08/2001↔, ↔05/2004 PS, 08/2001↔, ↔05/2004, (-AC) CA, 08/2001↔, ↔05/2004 CA, 08/2001↔, ↔05/2004
1300 GL, GLX	05/96-09/00	4G13 (12V)	55	1299	∞ ∞ ∞ 🏠	<b>5PK1070</b> <b>5PK865</b> <b>5PK955</b> <b>CT1008</b>	PS, AC ALT PS CA, 06/2000↔



MITSUBISHI



					ContiTech	
<b>MITSUBISHI</b>						
<b>COLT V (CJ_, CP_) ↵</b>						
1600 GLX	05/96-09/00	4G92 (SOHC 16V)	66	1597	 <b>CT1008K1</b>  <b>CT910</b>  <b>4PK775</b>  <b>5PK1090</b>  <b>5PK1300</b>  <b>5PK1330</b>  <b>CT1053</b>  <b>CT1053K1</b>	CA, 06/2000⇨ CA, ⇨05/2000 ALT PS, (-AC) PS, (AC), OE-NO MD331884, MD373622 PS, (AC), OE-NO MD317245 CA CA
<b>COLT VI (Z3_A, Z2_A)</b>						
1.1	10/04-06/12	3A91	55	1124	 <b>5PK1207</b>  <b>5PK1219</b>  <b>5PK920</b>	ALT, (AC), 10/2008⇨ ALT, (AC), ⇨09/2008 ALT, (AC)
1.3	06/04-06/12	4A90	70	1332	 <b>5PK1207</b>  <b>5PK1219</b>  <b>5PK920</b>	ALT, (AC), 10/2008⇨ ALT, (AC), ⇨09/2008 ALT, (AC)
1.5	06/04-06/12	4A91	80	1499	 <b>5PK1207</b>  <b>5PK1219</b>  <b>5PK920</b>	ALT, (AC), 10/2008⇨ ALT, (AC), ⇨09/2008 ALT, (AC)
1.5 Di-D	08/04-06/12	OM 639.939	70	1493	 <b>5PK1788</b>  <b>AP9014</b>	ALT
<b>GALANT VI (EA_) ↵</b>						
2.0	09/96-10/04	4G63 (SOHC 16V)	98-100	1997	 <b>4PK938</b>  <b>5PK1070</b>  <b>5PK1090</b>  <b>5PK1330</b>  <b>5PK1370</b>  <b>CT1016</b>  <b>CT1016K1</b>  <b>CT1109</b>  <b>CT1109K2</b>	ALT PS, (-AC), 02/1998⇨ PS, (-AC), ⇨02/1998 PS, (AC), 02/1998⇨ PS, (AC), ⇨02/1998 CA CA BS BS
2.5 V6 24V	09/96-10/04	6A13	118-120	2498	 <b>4PK950</b>  <b>6PK1060</b>  <b>6PK962</b>  <b>CT1128</b>  <b>CT1128K1</b>	ALT, ⇨05/2003 PS, (AC), ⇨05/2003 PS, (-AC), ⇨05/2003 CA, ⇨05/2003 CA, ⇨05/2003
<b>GRANDIS (NA_W) ↵</b>						
2.0 Di-D	09/05-	BSY	100	1968	 <b>6PK1715</b>  <b>CT1051</b>  <b>CT1051K1</b>  <b>AP9001</b>	ALT CA CA
2.4	04/04-	4G69	121	2378	 <b>6PK1870</b>  <b>6PK1880</b>  <b>CT1109</b>  <b>CT1109K2</b>	ALT, ⇨05/2005 ALT, 05/2005⇨ BS BS
<b>L 200 (K7_T, K6_T) ↵</b>						
2.5 D	06/96-12/07	4D56 (8V)	55	2477	 <b>AVX13X875</b>  <b>2XAVX10X1075</b>  <b>4PK1125</b>  <b>CT1107</b>  <b>CT1107K1</b>  <b>CT921</b>  <b>CT921K2</b>	AC ALT, 2X ALT BS BS CA CA
2.5 TD 4WD	09/01-12/07	4D56 T	85	2477	 <b>AVX13X875</b>  <b>2XAVX10X1075</b>  <b>4PK1125</b>  <b>CT1107</b>  <b>CT1107K1</b>  <b>CT921</b>  <b>CT921K2</b>	AC ALT PS BS BS CA CA
	06/96-12/07	4D56 TD	73	2477	 <b>2XAVX10X1075</b>  <b>4PK1125</b>  <b>CT1107</b>	ALT, 2X PS BS



ContiTech



**MITSUBISHI**

L 200 (K7\_T, K6\_T)



- CT1107K1 BS
- CT921 CA
- CT921K2 CA

L 200 (KB\_T, KA\_T)

2.5 Di-D 4WD

11/05- 4D56 HP 100 2477

- AVX13X900 AC
- 6PK1495 ALT, (PS)
- CT1107 BS
- CT1107K1 BS
- CT1152 CA

10/07- 4D56 HP 123 2477

- AVX13X900 AC
- 6PK1495 ALT, (PS), ⇨07/2011
- 6PK1510 ALT, (PS), 08/2011⇨
- CT1107 BS
- CT1152 CA

04/10- 4D56 HP 131 2477

- AVX13X900 AC
- CT1107 BS
- CT1107K1 BS
- CT1152 CA

L 300 (L03\_P)

2.5 D

11/86-04/94 4D56 (8V) 51 2477

- AVX13X785 PS
- AVX13X950 AC
- CT1107 BS, 06/1993⇨
- CT1107K1 BS, 06/1993⇨
- CT517 CA, ⇨05/1993
- CT517K1 CA, ⇨05/1993
- CT714 BS, ⇨05/1993
- CT921 CA, 06/1993⇨
- CT921K2 CA, 06/1993⇨

L 300 (P0\_W, P1\_W, P0\_V, P1\_V, P\_2V, P2\_W)

2.5 D

11/86-02/06 4D56 (8V) 51 2477

- AVX13X750 PS
- AVX13X925 AIRC
- CT1107 BS, 06/1993⇨
- CT1107K1 BS, 06/1993⇨
- CT517 CA, ⇨05/1993
- CT517K1 CA, ⇨05/1993
- CT714 BS, ⇨05/1993
- CT921 CA, 06/1993⇨
- CT921K2 CA, 06/1993⇨

L 300 (P0\_W, P1\_W, P2\_W)

2.4

11/90- 4G64 (8V) 82 2351

- AVX13X1000 ALT
- AVX13X975 PS
- CT1109 BS, 05/1992⇨
- CT1109K1 BS, 05/1992⇨
- CT801 CA, ⇨04/1992
- CT801K1 CA, ⇨04/1992
- CT825 CA, 05/1992⇨
- CT991 BS, ⇨04/1992
- CT991K3 BS, ⇨04/1992

2.5 D 11/86- 4D56 (8V) 51 2477

- AVX13X750 PS
- AVX13X925 AIRC
- CT1107 BS, 06/1993⇨
- CT1107K1 BS, 06/1993⇨
- CT517 CA, ⇨05/1993
- CT517K1 CA, ⇨05/1993
- CT714 BS, ⇨05/1993
- CT921 CA, 06/1993⇨
- CT921K2 CA, 06/1993⇨

2.5 TD 4WD 11/88- 4D56 T 64 2477

- AVX13X750 PS
- AVX13X925 AIRC
- CT1107 BS, 06/1993⇨
- CT517 CA, ⇨05/1993
- CT517K1 CA, ⇨05/1993



MITSUBISHI



MITSUBISHI						
<b>L 300 (P0_W, P1_W, P2_W)</b>						
					<b>CT714</b> <b>CT921</b>	BS, ⇨05/1993 CA, 06/1993⇨
<b>L 300 (P1_T)</b> 2.5 TD						
	11/94-04/00	4D56 T	64	2477	<b>2XAVX10X1100</b> <b>4PK1125</b> <b>CT1107</b> <b>CT1107K1</b> <b>CT921</b> <b>CT921K2</b>	ALT PS BS BS CA CA
<b>L 400 (PD_W, PC_W, PA_V, PB_V, PA_W)</b> 2500 TD						
	05/95-06/05	4D56 T	64	2477	<b>AVX13X900</b> <b>2XAVX10X1100</b> <b>CT1107</b> <b>CT921</b>	ALT BS CA
<b>L 400 (PD_W, PC_W, PB_V, PA_W, PA_V)</b> 2500 TD						
	09/96-06/05	4D56 T	64	2477	<b>AVX13X900</b> <b>2XAVX10X1100</b> <b>4PK1080</b> <b>CT1107</b> <b>CT921</b>	AC ALT PS BS CA
<b>LANCER (CS_A, CTO)</b>						
1.3	09/03-	4G13 (16V)	60	1299	<b>5PK1060</b> <b>5PK906</b> <b>CT1008</b> <b>CT1008K1</b>	PS, ⇨08/2005 ALT, ⇨08/2005 CA CA
1.6	09/03-	4G18	72	1584	<b>5PK1060</b> <b>5PK906</b> <b>CT1008</b> <b>CT1008K1</b>	PS, ⇨03/2007 ALT, ⇨03/2007 CA, ⇨03/2007 CA, ⇨03/2007
2.0	12/03-	4G63 (DOHC 16V)	99	1997	<b>6PK1830</b> <b>CT1000</b> <b>CT1109</b> <b>CT1109K2</b>	ALT CA BS BS
<b>LANCER (CS_W)</b>						
1.6	09/03-10/08	4G18	72	1584	<b>5PK1060</b> <b>5PK906</b> <b>CT1008</b> <b>CT1008K1</b>	PS, ⇨03/2007 ALT, ⇨03/2007 CA, ⇨03/2007 CA, ⇨03/2007
2.0	09/03-12/07	4G63 (DOHC 16V)	99	1997	<b>6PK1830</b> <b>CT1000</b> <b>CT1109</b> <b>CT1109K2</b>	ALT CA BS BS
<b>LANCER (CY/Z_A)</b>						
1.5	06/08-	4A91	80	1499	<b>5PK1190</b> <b>5PK900</b>	ALT, (AC) ALT, (AC)
1.6	05/10-	4A92	86	1590	<b>5PK1190</b>	ALT
1.8	02/08-	4B10	105	1798	<b>6PK2563</b> <b>AP9080</b>	ALT
2.0 Di-D	01/08-	BKD, BWC	103	1968	<b>6PK1715</b> <b>CT1051</b> <b>CT1051K1</b> <b>AP9001</b>	ALT, (AC) CA CA
2.0, 2.0 i 4WD	01/13-	4B11	110-118	1998	<b>AP9080</b>	
<b>LANCER IV (C6_A, C7_A)</b> 1.5 12V						
	05/89-05/92	4G15 (12V)	66	1468	<b>AVX13X625</b> <b>4PK875</b> <b>CT715</b> <b>CT738</b> <b>CT738K1</b>	PS ALT CA, ⇨05/1990 CA, 06/1990⇨ CA
<b>LANCER SPORTBACK (CX_A)</b> 1.6						
	05/10-	4A92	86	1590	<b>5PK1190</b>	ALT

MITSUBISHI



ContiTech



**MITSUBISHI**

**LANCER SPORTBACK (CX\_A)**

↔ 1.8	06/08-	4B10	105	1798	∞ ⊙	<b>6PK2563</b> <b>AP9080</b>	ALT
2.0 Di-D	06/08-	BKD, BWC	103	1968	∞ ▲ ▲ ⊙	<b>6PK1715</b> <b>CT1051</b> <b>CT1051K1</b> <b>AP9001</b>	CA CA

**LANCER V (CB\_W, CD\_W)**

1.6 16V	12/92-10/03	4G92 (SOHC 16V)	83	1597	∞ ∞ ∞ ▲ ▲	<b>4PK780</b> <b>5PK1125</b> <b>5PK950</b> <b>CT841</b> <b>CT841K1</b>	ALT AC PS, (-AC) CA CA
---------	-------------	-----------------	----	------	-----------------------	--	------------------------------------

**LANCER VI (CJ-CP\_)**

1.3 12V	12/95-08/03	4G13 (12V)	55	1299	∞ ∞ ∞ ∞ ∞ ▲	<b>5PK1060</b> <b>5PK1070</b> <b>5PK865</b> <b>5PK950</b> <b>5PK962</b> <b>CT910</b>	AC, 06/1999↔, ↔05/2001 AC, ↔05/1999 ALT, ↔05/2001 PS, (-AC), ↔06/1996 PS, (-AC), 07/1996↔, ↔05/2001 CA
---------	-------------	------------	----	------	----------------------------	---	---

**OUTLANDER I (CU\_W)**

2.0, 2.0 4WD	05/03-10/06	4G63 (DOHC 16V)	100	1997	∞ ▲ ▲	<b>6PK1830</b> <b>CT1000</b> <b>CT1109</b>	ALT CA BS
2.4 4WD	11/03-10/06	4G69	118	2378	∞ ▲ ▲	<b>6PK1880</b> <b>CT1109</b> <b>CT1109K2</b>	ALT, (AC), ↔10/2006 BS BS

**OUTLANDER II (CW\_W)**

2.0 Di-D	02/07-11/12	BSY	103	1968	∞ ▲ ▲ ⊙	<b>6PK1715</b> <b>CT1051</b> <b>CT1051K1</b> <b>AP9001</b>	CA CA
2.0, 2.0 4WD	11/06-11/12	4B11	108	1998	∞ ⊙	<b>6PK2563</b> <b>AP9080</b>	ALT
2.2 Di-D 4WD	08/07-11/12	4HN, 4HK	115	2179	∞ ▲ ▲	<b>6PK1743</b> <b>CT1142</b> <b>CT1142K1</b>	ALT, (AC) CA CA
	11/06-11/12	4N14	130	2268	∞ ∞	<b>3PK863 ELAST</b> <b>6PK1940</b>	WP ALT
2.4, 2.4 4WD	11/06-11/12	4B12	125	2360	∞ ⊙	<b>6PK2563</b> <b>AP9080</b>	ALT
3.0 4WD	11/06-11/12	6B31	162	2998	∞ ∞ ∞	<b>4PK985</b> <b>6PK1185</b> <b>6PK1205</b>	PS, ↔06/2008 ALT, (AC), ↔09/2007 ALT, (AC), 10/2007↔

**OUTLANDER III (GG\_W, GF\_W, ZJ)**







2.2 Di-D, 2.2 Di-D 4WD	08/12-	4N14	110	2268	∞ ∞	<b>3PK863 ELAST</b> <b>6PK1940</b>	WP ALT
------------------------	--------	------	-----	------	--------	---------------------------------------	-----------

**PAJERO II (V3\_W, V2\_W, V4\_W)**

2.5 TD 4WD	12/90-10/99	4D56 TD	73	2477	∞ ∞ ∞ ∞ ∞ ∞ ∞ ▲ ▲ ▲ ▲ ▲ ▲ ▲ ▲ ▲	<b>17X1030Li</b> <b>AVX10X1090</b> <b>AVX13X1150</b> <b>AVX13X785</b> <b>AVX13X925</b> <b>2XAVX10X1075</b> <b>4PK1125</b> <b>CT1107</b> <b>CT1107K1</b> <b>CT517</b> <b>CT517K1</b> <b>CT714</b> <b>CT921</b> <b>CT921K2</b>	ALT ALT PS, 01/1992↔, ↔10/1993 PS, ↔12/1991 AC ALT PS, 11/1993↔ BS, 11/1993↔ BS, 11/1993↔ CA, ↔10/1993 CA, ↔10/1993 BS, ↔10/1993 CA, 11/1993↔ CA, 11/1993↔
2.8 TD	06/94-10/99	4M40-T	92	2835	∞	<b>AVX10X975</b>	ALT



MITSUBISHI

					ContiTech	
<b>mitsubishi</b>						
<b>PAJERO II (V3_W, V2_W, V4_W)</b>						
↔					∞ AVX13X950	AC
3.0 V6 24V	06/97-10/99	6G72 (SOHC 24V)	130	2972	▲▲▲ CT1080	CA
<b>PAJERO III (V7_W, V6_W)</b>						
3.2 Di-D	04/00-12/06	4M41	118	3200	∞ AVX13X925	AC
					∞ 2XAVX10X960	ALT
3.5	04/00-01/07	6G74 (DOHC 24V)	149	3497	∞ 7PK2418	ALT, (AC)
					▲▲▲ CT1113	CA
<b>PAJERO IV (V8_W, V9_W)</b>						
3.2 Di-D, 3.2 Di-D 4WD	02/07-	4M41	125-147	3200	∞ AVX13X900	AC
					∞ AVX13X925	AC
					∞ 2XAVX10X960	ALT
<b>PAJERO PININ (H6_W, H7_W)</b>						
1.8	11/01-06/07	4G93	84	1834	∞ 4PK780	ALT
					∞ 5PK1090	PS, (-AC)
					∞ 5PK1330	PS, (AC), OE-NO MD304887
					∞ 5PK1345	PS, (AC), OE-NO MD187462
					▲▲▲ CT1048	CA, CAMSHFT: SOHC/OHC
					▲▲▲ CT1048K1	CA, CAMSHFT: SOHC/OHC
2.0 GDI	10/00-06/07	4G94 (GDI)	95	1999	∞ 4PK780	ALT
					∞ 5PK1090	PS, (-AC)
					∞ 5PK1345	PS, (AC)
					▲▲▲ CT1116	CA
<b>PAJERO SPORT (K90)</b>						
2.5 TD	11/98-	4D56 T	73	2477	∞ 4PK1125	PS
					▲▲▲ CT1107	BS
					▲▲▲ CT1107K1	CA
					▲▲▲ CT921	CA
					▲▲▲ CT921K2	CA
	07/02-	4D56 T	85-98	2477	∞ AVX13X825	AC
					∞ 2XAVX10X1075	ALT
					∞ 4PK1125	PS
					▲▲▲ CT1107	BS
					▲▲▲ CT1107K1	BS
					▲▲▲ CT921	CA
					▲▲▲ CT921K2	CA
3.0 V6	11/98-	6G72 (SOHC 24V)	130	2972	∞ AVX13X875	AC
					▲▲▲ CT1080	CA
	06/00-	6G72 (SOHC 24V)	125	2972	∞ AVX13X875	AC
					∞ 4PK970	PS
					∞ 5PK1135	ALT
					▲▲▲ CT1080	CA
<b>PAJERO SPORT II (KH, KG)</b>						
2.5 Di-D 4WD	07/08-	4D56 HP	131	2477	∞ AVX13X900	AC
					∞ 6PK1515	ALT
					▲▲▲ CT1107	BS
					▲▲▲ CT1107K1	BS
					▲▲▲ CT1152	CA
<b>SPACE RUNNER (N1_W, N2_W)</b>						
1.8	10/91-08/99	4G93	90	1834	∞ 4PK760	ALT, ⇨06/1993
					∞ 4PK780	ALT, 06/1993⇨
					∞ 5PK1145	PS, (AC)
					∞ 5PK925	PS, (-AC), 07/1992⇨
					∞ 5PK950	PS, (-AC), ⇨06/1992
					▲▲▲ CT821	CA
					▲▲▲ CT821K1	CA
<b>SPACE STAR (DG_A)</b>						
1.3 16V	06/98-12/04	4G13 (16V)	60-63	1299	∞ 5PK1060	PS, (AC)
					∞ 5PK865	ALT
					∞ 5PK962	PS, (-AC)
					▲▲▲ CT1008	CA
					▲▲▲ CT1008K1	CA





ContiTech



## MITSUBISHI

### SPACE STAR (DG\_A)

↳ 1.6 16V	01/01-12/04	4G18	72	1584	<b>5PK1060</b> <b>5PK865</b> <b>5PK962</b> <b>CT1008</b> <b>CT1008K1</b>	PS, (AC) ALT PS, (AC) CA CA
1.8 GDI	06/98-12/04	4G93 (GDI)	90	1834	<b>4PK775</b> <b>4PK780</b> <b>5PK1090</b> <b>5PK1345</b> <b>CT1048</b> <b>CT1048K1</b> <b>CT941</b> <b>CT941K1</b>	ALT, NO COLD COUNTRIES ALT, COLD COUNTRIES PS, (AC) PS, (AC) CA, CAMSHFT: SOHC/OHC, 09/2002→ CA, CAMSHFT: SOHC/OHC, 09/2002→ CA, CAMSHFT: DOHC, ⇨08/2002 CA, CAMSHFT: DOHC, ⇨08/2002
1.8 MPI	10/02-12/04	4G93, 4G93 (DOHC 16V)	82	1834	<b>4PK775</b> <b>4PK780</b> <b>5PK1090</b> <b>5PK1345</b> <b>CT1048</b> <b>CT1048K1</b>	ALT, NO COLD COUNTRIES ALT, COLD COUNTRIES PS, (AC) PS, (AC) CA CA
1.9 DI-D	02/01-12/04	F9Q1	75	1870	<b>5PK1125</b> <b>5PK1125K1</b> <b>6PK1795</b> <b>6PK1795K1</b> <b>6PK1795K2</b> <b>CT1025</b> <b>CT1025K1</b> <b>CT1025WP2</b> <b>AP9039</b> <b>AP9043</b> <b>AP9052</b>	ALT, (AC) ALT, (AC) ALT, (AC) ALT, (AC), 05/2001→ ALT, (AC), ⇨05/2001 CA CA, MTR-CODE: F9Q1 CA, MTR-CODE: F9Q1

### SPACE WAGON (N3\_W, N4\_W)

2.0, 2.0 4WD	10/92-10/98	4G63 (DOHC 16V), 4G63 (SOHC 16V)	98	1997	<b>4PK648</b> <b>4PK925</b> <b>4PK938</b> <b>4PK985</b> <b>CT1109</b> <b>CT1109K1</b> <b>CT839</b> <b>CT839K1</b>	PS AC, OE-NO MB439494 AC, OE-NO MB568898 ALT BS BS CA CA
--------------	-------------	----------------------------------	----	------	--	---







### SPACE WAGON (N9\_W, N8\_W)

2.4 GDI	10/98-12/04	4G64 (GDI)	110	2351	<b>5PK1090</b> <b>5PK1393</b> <b>5PK940</b> <b>CT1071</b> <b>CT1071K1</b> <b>CT1109</b> <b>CT1109K2</b>	PS, (AC) PS, (AC) ALT MTR-CODE: 4G64, CA MTR-CODE: 4G64, CA MTR-CODE: 4G64, BS MTR-CODE: 4G64, BS
---------	-------------	------------	-----	------	---	---

## MOSKVICHI

<b>2140 / 2141</b> 1.5	07/78-11/83		55	1469	<b>AVX10X825</b>	ALT
<b>2141 / 2141</b> 1.6	11/97-12/01		56	1596	<b>AVX10X825</b>	ALT
<b>2142 / 2141</b> 1.6	05/94-10/97		59	1596	<b>AVX10X940</b>	ALT
<b>2143 / 2141</b> 1.7	03/95-12/01		63	1699	<b>AVX10X940</b>	ALT
<b>403 / 407</b> E 1.4	03/62-		33	1360	<b>SPZ850</b>	DYN, WP, FAN
<b>404 / 407</b> I E 1.4	02/64-		33	1360	<b>SPZ850</b>	DYN, WP, FAN
<b>405 / 407</b> 1.4	08/58-		33	1360	<b>SPZ850</b>	DYN, WP, FAN



					ContiTech	
<b>MOSKVICH</b>						
<b>ASLK 2140</b> ↔ 1.5	03/76-		55	1478	∞ AVX10X825	ALT
<b>NISSAN</b>						
<b>ALMERA Classic (B10)</b> 1.6 16V	03/06-	QG16DE	79	1597	∞ 3PK860 ∞ 6PK1110 ∞ 6PK815	PS ALT, (AC) ALT, (AC)
<b>ALMERA I (N15)</b> 1.4, 1.4 GX,LX, 1.4 S,GX,LX	09/95-03/00	GA14DE	55-64	1392	∞ 4PK805 ∞ 4PK810 ∞ 4PK830 ∞ 4PK915	ALT PS AC ALT, WP
1.6, 1.6 SLX, 1.6 SR,SLX	09/95-07/00	GA16DE	66-73	1597	∞ 4PK1100 ∞ 4PK1125 ∞ 4PK810 ∞ 4PK825	ALT, (AC), 04/1996↔ ALT, (AC), ↔04/1996 PS ALT, (AC)
2.0 D	11/95-07/00	CD20	55	1974	∞ AVX13X800 ∞ AVX13X850 ∞ AVX13X850 ▲▲▲ CT1005 ▲▲▲ CT1005K1 ▲▲▲ CT781 ▲▲▲ CT781K3 ▲▲▲ CT933 ▲▲▲ CT933K1	PS ALT AC 04/1996↔, INJP INJP, 04/1996↔ CA CA INJP, ↔03/1996 ↔03/1996, INJP
<b>ALMERA II (N16)</b> 1.5	03/00-	QG15DE	66-72	1498	∞ 4PK850 ∞ 6PK1110 ∞ 6PK820	PS ALT, (AC) ALT, (AC)
1.5 dCi	01/03-	K9K 722	60	1461	∞ 5PK1135 ∞ 5PK1135K1 ∞ 5PK1200 ∞ 5PK1200K1 ▲▲▲ CT1035 ▲▲▲ CT1035K1 ▲▲▲ CT1035K2 ▲▲▲ CT1035WP1 ▲▲▲ CT1035WP2 ◎ AP9025	ALT, (AC) ALT, (AC) ALT, AC ALT, AC CA CA, ↔08/2003 CA, 09/2003↔ CA, MTR-CODE: K9K, ↔08/2003 CA, 09/2003↔
1.8	01/00-	QG18DE	84-85	1769	∞ 4PK850 ∞ 6PK1110 ∞ 6PK820	PS ALT, (AC) ALT, (AC)
2.2 Di	03/00-	YD22DDT	81	2184	∞ AVX13X938	AC
<b>ALMERA TINO (V10)</b> 1.8	08/00-	QG18DE	84	1769	∞ 4PK850 ∞ 6PK1090 ∞ 6PK1110 ∞ 6PK820	PS ALT, (AC), 09/2004↔ ALT, (AC), ↔09/2004 ALT, (AC)
2.2 Di, 2.2 dCi	08/00-	YD22DDT, YD22DDTI	82-100	2184	∞ AVX13X938	AC
<b>CABSTAR Platform/Chassis (F23, H41, H42)</b> 2.5 dCi	10/06-09/11	YD25DDTI	96	2488	∞ 4PK825	PS
<b>CEFIRO / CEFIRO I (J31)</b> 2.0	10/94-12/99	VQ20DE	103	1995	∞ 4PK775 ∞ 6PK1105 ∞ 6PK884	PS AC ALT
	01/00-	VQ20DE	103	1995	∞ 4PK775 ∞ 6PK1105 ∞ 6PK894	PS, ↔10/2000 ALT, (AC) ALT, (AC)
3.0	10/94-12/99	VQ30DE	142	2988	∞ 4PK775 ∞ 6PK1105 ∞ 6PK890	PS ALT, (AC) ALT, (AC)



ContiTech



**NISSAN**

**CEFIRO / CEFIRO I (J31)**

	01/00-	VQ30DE	147	2988	<b>4PK775</b> <b>6PK1105</b> <b>6PK894</b>	PS, ⇨10/2000 AC ALT
--	--------	--------	-----	------	--	---------------------------

**INTERSTAR Box (X70)**

dCi 120	07/02-	G9U 720	84	2463	<b>6PK1153</b> <b>6PK1795</b> <b>7PK1104</b>  <b>7PK1145</b>  <b>7PK1795</b> <b>CT1046</b> <b>CT1046K1</b> <b>AP9039</b> <b>AP9047</b>	ALT, (AC), ⇨09/2003 ALT, (AC), ⇨09/2003 ALT, (AC), 10/2003⇨, (-POWER TAKE OFF), OE-NO 93186955, 4416361 ALT, (AC), 10/2003⇨, (-POWER TAKE OFF), OE-NO 9121108, 4405275 ALT, 10/2003⇨, (AC) CA CA
	09/06-	G9U 650	88	2464	<b>7PK1113</b> <b>7PK1795</b> <b>7PK1795K1</b> <b>AP9039</b> <b>AP9047</b> <b>VD1114</b>	ALT, (AC) ALT, (AC) ALT, (AC)    (-AC)
dCi 90	07/02-	G9T 722	66	2188	<b>6PK1153</b> <b>6PK1795</b> <b>CT1046</b> <b>CT1046K1</b> <b>AP9039</b> <b>AP9047</b>	ALT, (AC) ALT, (AC) CA CA

**JUKE (F15)**

1.2 DIG-T	05/14-	HR12DDT	85	1197	<b>7PK1605</b>	ALT, (AC)
1.5 dCi	06/10-	K9K 636, K9K 896	81	1461	<b>6PK1200</b> <b>6PK1200K1</b> <b>CT1035</b> <b>CT1035K2</b> <b>CT1035WP4</b> <b>AP9066</b>	ALT ALT CA CA CA ⇨05/2014
1.6	06/10-	HR16DE	86	1598	<b>7PK1040</b> <b>7PK1125</b>	ALT, (AC) ALT, (AC)
1.6 DIG-T, 1.6 DIG-T 4x4	06/10-	MR16DDT	140	1618	<b>6PK1205</b>	ALT

**MAXIMA QX (A32)**

2.0	02/95-08/00	VQ20DE	103	1995	<b>4PK775</b> <b>6PK1100</b> <b>6PK884</b>	PS ALT, (AC) ALT, (AC)
3.0	01/95-08/00	VQ30DE	142	2988	<b>4PK775</b> <b>6PK1100</b> <b>6PK890</b>	PS ALT, (AC) ALT, (AC)

**MAXIMA QX (A33)**

2.0 V6 24V	03/00-11/03	VQ20DE	103	1995	<b>4PK775</b> <b>6PK1100</b> <b>6PK890</b>	PS ALT, (AC) ALT, (AC)
3.0 V6 24V	03/00-11/03	VQ30DE	147	2988	<b>4PK775</b> <b>6PK1100</b> <b>6PK890</b>	PS ALT, (AC) ALT, (AC)

**MICRA C+C (K12)**

1.4 16V	08/05-	CR14DE	65	1386	<b>3PK675</b> <b>4PK1062</b> <b>4PK836</b> <b>6PK1075</b>	WP ALT, (AC), 05/2006⇨ ALT, (AC) ALT, (AC), ⇨05/2006
1.6 160 SR	08/05-	HR16DE	81	1598	<b>3PK670</b> <b>7PK1040</b> <b>7PK1145</b>	WP ALT, (AC) ALT, (AC)

**MICRA I (K10)**

1.0	12/82-12/89	MA10S	37-40	988	<b>AVX10X975</b>	ALT, (-PS)
-----	-------------	-------	-------	-----	------------------	------------







NISSAN						
<b>MICRA I (K10)</b>						
↕					∞	AVX13X825 AC, (-PS)
					∞	3PK630 PS
					∞	3PK785 ALT, (PS), (AC)
					∞	3PK875 ALT, (PS), (-AC)
					∞	4PK810 AC, (PS)
					▲	CT562 CA, ⇨12/1988
					▲	CT741 CA, 01/1989⇨
					▲	CT741K1 CA, 01/1989⇨
1.2	07/86-07/92	MA12S	40	1235	∞	AVX13X825 AC, (-PS)
					∞	3PK630 PS
					∞	3PK915 ALT
					∞	4PK810 AC, (PS)
					▲	CT745 CA, 01/1989⇨
					▲	CT745K1 CA, 01/1989⇨
<b>MICRA II (K11)</b>						
1.0 i 16V	08/92-02/03	CG10DE	40-44	998	∞	4PK648 WP, (-PS)
					∞	4PK725 WP, (PS), 02/1998⇨
					∞	4PK760 ALT, (AC), 09/1996⇨
					∞	4PK760 WP, (PS), ⇨02/1998
					∞	6PK675 ALT, (-PS)
					∞	6PK675 ALT, (PS), 09/1993⇨
					∞	6PK884 ALT, (PS), ⇨09/1993
					∞	6PK955 ALT, (AC), ⇨09/1996
1.3 i 16V	08/92-09/00	CG13DE	55	1275	∞	4PK648 WP, (-PS)
					∞	4PK725 WP, (PS), 02/1998⇨
					∞	4PK760 ALT, (AC), 09/1996⇨
					∞	4PK760 WP, (PS), ⇨02/1998
					∞	6PK675 ALT, (PS), 09/1993⇨
					∞	6PK675 ALT
					∞	6PK884 ALT, (PS), ⇨09/1993
					∞	6PK955 ALT, (AC), ⇨09/1996
1.4 i 16V	09/00-02/03	CGA3DE	60	1348	∞	4PK648 WP, (-PS)
					∞	4PK725 WP, (PS)
					∞	6PK675 ALT, (-PS), (-AC)
					∞	6PK955 ALT, (PS), (AC)
1.5 D	02/98-02/03	TD15	42	1527	∞	5PK775 ALT, (-PS)
					∞	5PK962 ALT, (PS)
					▲	CT906 CA
					▲	CT906K1 CA, MTR-CODE: VJZ (TUD5)
					▲	CT906WP1 CA, MTR-CODE: VJZ (TUD5)
<b>MICRA III (K12)</b>						
1.0 16V	01/03-06/10	CG10DE	48	998	∞	3PK675 WP
					∞	4PK1075 ALT, (AC)
					∞	4PK836 ALT, (AC)
1.2 16V	01/03-06/10	CR12DE, CG12DE	48-59	1240	∞	3PK675 WP
					∞	4PK1062 ALT, (AC), 05/2006⇨
					∞	4PK1075 ALT, (AC), ⇨05/2006
					∞	4PK830 ALT, (-AC)
1.4 16V	01/03-06/10	CR14DE	65	1386	∞	3PK675 WP
					∞	4PK1062 ALT, (AC), 05/2006⇨
					∞	4PK1075 ALT, (AC), ⇨05/2006
					∞	4PK836 ALT, (AC)
1.5 dCi	01/03-06/10	K9K 704, K9K 722	48-60	1461	∞	5PK1135 ALT, (AC), ⇨09/2005
					∞	5PK1135K1 ALT, (-AC), ⇨05/2005
					∞	5PK1200 ALT, (AC), ⇨01/2005
					∞	5PK1200K1 ALT, (AC), ⇨01/2005
					∞	6PK1200 ALT, (AC), 01/2005⇨
					∞	6PK1200 ALT, (-AC), 09/2005⇨
					∞	6PK1200K1 ALT, (PS), (-AC), 09/2005⇨
					∞	6PK1200K1 ALT, (AC), 01/2005⇨
					∞	6PK1200K2 ALT, (-PS), (-AC), 09/2005⇨





ContiTech



NISSAN

**NISSAN**

**MICRA III (K12)**



06/05-06/10 K9K 276 63 1461

- CT1035**
- CT1035K2**
- AP9025**
- AP9056**
- AP9066**
- VD1113**
- 6PK1200**
- 6PK1200K1**
- CT1035**
- CT1035K2**
- AP9025**
- AP9056**
- AP9066**

CA  
CA

ALT, (AC)  
ALT, (AC)  
CA  
CA

**MICRA IV (K13)**

1.2

05/10- HR12DE 59 1198

- 7PK1093**
- 7PK1165**

ALT, (4WD)  
ALT, (FWD)

1.2 DIG

04/11- HR12DDR 72 1198

- 3PK800**
- 6PK2080**
- AP9080**

G-COMPR  
ALT  
MTR-CODE: HR12DR

**MURANO (Z50)**

3.5 4x4

08/03- VQ35DE 172 3498

- 4PK775**
- 6PK1060**

PS, MTR-CODE: VQ35DE  
ALT, MTR-CODE: VQ35DE

**MURANO (Z51)**

2.5 dCi 4x4

01/10- YD25DDTi 140 2488

- AP9064**

**NAVARA (D23, D40)**

2.5 dCi 4WD

12/09- YD25DDTi 140 2488

- 4PK825**
- 7PK1272**
- 7PK1730**
- 7PK1749**
- AP9064**

PS  
ALT, (AC), ⇨01/2010  
ALT, (AC), 01/2010⇨  
ALT, (AC), 01/2010⇨

2.5 dCi 4x4

01/12- YD25DDTi 106-140 2488

- AP9064**

2.5 dCi, 2.5 dCi 4WD

07/05- YD25DDTi 106-128 2488

- 4PK825**
- 7PK1260**
- 7PK1272**
- 7PK1730**
- 7PK1749**
- AP9064**

PS  
ALT, 03/2009⇨, ⇨01/2010, OE-NO 11720EB70B  
ALT, ⇨03/2009  
ALT, 01/2010⇨, OE-NO 117205X00B  
ALT, 01/2010⇨, OE-NO 117205X00A

3.0 dCi 4WD

02/10- V9X 170 2993

- 4PK825**

PS

**NOTE (E11)**

1.4

03/06- CR14DE 65 1386

- 3PK675**
- 4PK1075**
- 4PK836**

WP  
ALT, (AC)  
ALT, (AC)

1.5 dCi

03/06- K9K 276 63-66 1461

- 6PK1200**
- 6PK1200K1**
- CT1035**
- CT1035K2**
- CT1035WP3**
- CT1035WP4**
- AP9025**
- AP9066**

ALT  
ALT  
CA  
CA  
CA, Euro4  
CA, (EURO5)

1.6

03/06- HR16DE 81 1598

- 7PK1040**
- 7PK1145**

ALT, (AC)  
ALT, (AC)

**NOTE (E12)**

1.5 dCi

06/13- K9K 892 66 1461

- 6PK1200**
- 6PK1200K1**
- CT1184**

ALT, (AC)  
ALT, (AC)  
CA

**NP300**

2.5 dCi 4x4

04/08- YD25DDTi 98 2488

- AVX13X775**
- AVX13X900**

PS  
AC

**NV200 Box**

1.5 dci

02/10- K9K 608, K9K 400, K9K 628, 63-66 1461

- 6PK1130**
- 6PK1200**

ALT, (AC)  
ALT, (AC)





NISSAN						
<b>NV200 Box</b> ↔		K9K 892			6PK1200K1 CT1035 CT1035K2 CT1035WP3 CT1184 AP9025 AP9066	ALT, (AC) CA, ↔10/2013 CA, ↔10/2013 CA, ↔10/2013 CA, 10/2013↔
<b>NV200 EVALIA</b> 1.5 dci	07/10-	K9K 608, K9K 400, K9K 628, K9K 636, K9K 646, K9K 892	66-81	1461	6PK1130 6PK1200 6PK1200K1 CT1035 CT1035K2 CT1035WP3 CT1184 AP9025 AP9066	ALT, (AC) ALT, (AC) ALT, (AC) CA, ↔10/2013 CA, ↔10/2013 CA, MTR-CODE: K9K, ↔10/2013 CA, 10/2013↔, (NV200)
<b>PATHFINDER (R51)</b> 2.5 dCi, 2.5 dCi 4WD	01/05-	YD25DDTi	128	2488	4PK825 7PK1272 7PK1749 AP9064	PS ALT, (AC), ↔01/2010 ALT, 01/2010↔
<b>PATHFINDER (R52)</b> 2.5 dCi 4WD	09/12-	YD25DDTi	140	2488	AP9064	
<b>PATROL GR I (Y60, GR)</b> 2.8 TD	09/88-06/97	RD28T	85	2826	AVX13X775 AVX13X900 2XAVX13X1075 CT1084 CT786 CT786K1	PS AC ALT CA, 06/1995↔ CA, ↔05/1995 CA, ↔05/1995
4.2 D	11/88-06/97	TD42	85	4169	AVX13X1150 AVX13X1250 AVX13X950 CT1084 CT786 CT786K1	ALT PS AC CA, 10/1994↔ CA, ↔09/1994 CA, ↔09/1994
<b>PATROL GR II Wagon (Y61)</b> 2.8 TDIC	10/97-02/00	RD28Ti	96	2826	AVX13X1075 AVX13X900 CT1084	ALT, 2x AC CA
3.0 DTi	05/00-	ZD30DDTi	116	2953	7PK1642 AP9073	ALT, (AC)
<b>PICK UP (D21)</b> 2.5 D 4WD	08/87-02/98	TD25	59	2494	AVX13X1150 AVX13X1150 AVX13X925 2XAVX13X1150	PS ALT AC ALT
<b>PICK UP (D22)</b> 2.5 Di 4WD	03/02-	YD25DDTi	98	2488	AVX13X775 AVX13X900 2XAVX13X1050 AP9064	PS AC ALT
<b>PIXO (UA0)</b> 1.0	06/09-	K10 B	50	996	4PK785 5PK900	AC ALT
<b>PRIMASTAR (X83)</b> 2.0	02/03-	F4R 720	88	1998	5PK1125 5PK1125K1 6PK1795 6PK1795K1 CT1130 AP9039 ↕	ALT, (AC) ALT, (AC) ALT, (AC) ALT, (AC) CA



ContiTech



**NISSAN**

**PRIMASTAR (X83)**

						<b>AP9043</b>	
dCi 120	09/06-	M9R 780	84	1995		<b>7PK1741</b>	ALT, (-AC)
						<b>7PK1970</b>	ALT, (AC)
						<b>7PK1970K1</b>	ALT, (AC)
dCi 140	07/03-	G9U 730	99	2463		<b>6PK1153</b>	ALT, (AC)
						<b>6PK1795</b>	ALT, (AC)
						<b>CT1046</b>	CA
						<b>CT1046K1</b>	CA
						<b>AP9039</b>	
dCi 150	09/06-	G9U 632	107	2464		<b>7PK1113</b>	ALT, (-AC), (-POWER TAKE OFF)
						<b>7PK1795</b>	ALT, (AC)
						<b>7PK1795</b>	ALT, (AC), OE-NO 8200833558
						<b>7PK1834</b>	
						<b>CT1046</b>	CA
						<b>CT1046K1</b>	CA
						<b>AP9039</b>	
						<b>AP9047</b>	
						<b>VD1114</b>	09/2010⇒
dCi 80, dCi 100	09/02-	F9Q 760, F9Q 762	60-74	1870		<b>5PK1125</b>	ALT, (AC)
						<b>5PK1125K1</b>	ALT, (AC)
						<b>6PK1795</b>	ALT, (AUTOM-AC)
						<b>6PK1795K1</b>	ALT, (AUTOM-AC)
						<b>CT1025</b>	CA
						<b>CT1025K1</b>	CA
						<b>CT1025WP2</b>	CA
						<b>AP9039</b>	
						<b>AP9043</b>	
dCi 90	09/06-	M9R 782	66	1995		<b>7PK1741</b>	ALT, (-AC), (-POWER TAKE OFF)
						<b>7PK1970</b>	ALT, (AC)
						<b>7PK1970</b>	ALT, (-AC), (POWER TAKE OFF)
						<b>7PK1970K1</b>	ALT, (AC)
						<b>7PK1970K1</b>	ALT, (-AC), (POWER TAKE OFF)
						<b>7PK2000</b>	ALT, (-AC), (POWER TAKE OFF)

**PRIMERA (P10)**

1.6	06/90-01/96	GA16DS	66	1597		<b>4PK810</b>	ALT, (PS)
						<b>4PK915</b>	ALT, (-PS)
2.0 16V	06/90-01/96	SR20DI	85	1998		<b>4PK830</b>	ALT, (-AC)
						<b>4PK845</b>	PS
						<b>6PK1033</b>	ALT, (AC)































































**PRIMERA (P11)**

1.6 16V	09/96-07/02	GA16DE, QG16DE	66-78	1597		<b>4PK805</b>	ALT, ⇒05/1999
						<b>4PK810</b>	PS, ⇒05/1999
						<b>4PK830</b>	AC, ⇒05/1999
						<b>4PK845</b>	PS, 06/1999⇒
						<b>6PK1095</b>	ALT, (AC), 06/1999⇒
						<b>6PK820</b>	ALT, (-AC), 06/1999⇒
1.8 16V	08/99-07/02	QG18DE	84	1769		<b>4PK850</b>	PS, MTR-CODE: QG18DE
						<b>6PK1110</b>	ALT, (AC), MTR-CODE: QG18DE
						<b>6PK820</b>	ALT, (AC)
2.0 16V	09/96-07/02	SR20DE	85-110	1998		<b>4PK825</b>	ALT, (-AC)
						<b>4PK845</b>	PS
						<b>6PK1033</b>	ALT, (AC)
2.0 TD	09/96-07/02	CD20T	66	1974		<b>AVX13X850</b>	PS
						<b>AVX13X850</b>	ALT
						<b>AVX13X850</b>	AC
						<b>CT1005</b>	INJP
						<b>CT1005K1</b>	INJP
						<b>CT781</b>	CA
						<b>CT781K3</b>	CA

**PRIMERA (P12)**

1.6	01/02-	QG16DE	80	1597		<b>4PK850</b>	PS
-----	--------	--------	----	------	--	---------------	----



					ContiTech	
<b>NISSAN</b>						
<b>PRIMERA (P12)</b>						
↔					 <b>6PK1110</b>	ALT, (AC)
					 <b>6PK820</b>	ALT, (AC)
1.8	03/02-	QG18DE	85	1769	 <b>4PK850</b>	PS
					 <b>6PK1090</b>	ALT, (AC), 11/2004↔
					 <b>6PK1110</b>	ALT, (AC), ↔11/2004
					 <b>6PK820</b>	ALT, (AC)
1.9 dCi	04/03-	F9Q	88	1870	 <b>7PK1795</b>	ALT
					 <b>CT1064</b>	CA
					 <b>CT1064K1</b>	CA
					 <b>CT1064WP2</b>	CA
					 <b>VD1104</b>	ONLY WITH MS43
					 <b>MS43</b>	FOR ART-NO: VD1104
2.2 Di, 2.2 dCi	03/02-	YD22DDT	93-102	2184	 <b>AVX13X938</b>	AC
<b>PRIMERA (W10)</b>						
2.0 D	07/90-12/95	CD20	55	1974	 <b>AVX13X800</b>	PS
					 <b>AVX13X850</b>	ALT
					 <b>AVX13X850</b>	AC
					 <b>CT781</b>	CA
					 <b>CT781K1</b>	CA
					 <b>CT933</b>	INJP
					 <b>CT933K1</b>	INJP
<b>PRIMERA (WP11)</b>						
1.6 16V	04/98-12/01	GA16DE	73	1597	 <b>4PK850</b>	PS
					 <b>6PK1095</b>	ALT, (AC)
					 <b>6PK820</b>	ALT, (AC)
1.8 16V	08/99-12/01	QG18DE	84	1769	 <b>4PK850</b>	PS, MTR-CODE: QG18DE
					 <b>6PK1110</b>	ALT, (AC), MTR-CODE: QG18DE
					 <b>6PK820</b>	ALT, (AC)
<b>PRIMERA (WP12)</b>						
1.8	03/02-	QG18DE	85	1769	 <b>4PK850</b>	PS
					 <b>6PK1090</b>	ALT, (AC), 11/2004↔
					 <b>6PK1110</b>	ALT, (AC), ↔11/2004
					 <b>6PK820</b>	ALT, (AC)
2.2 Di	03/02-	YD22DDT	93	2184	 <b>AVX13X938</b>	AC
<b>PULSAR (C13)</b>						
1.2 DIG-T	10/14-	HR12DDT	85	1197	 <b>7PK1605</b>	ALT, (AC)
					 <b>AP9047</b>	MTR-CODE: HRA2DDT
1.5 dCi	10/14-	K9K	81	1461	 <b>6PK1205</b>	ALT
					 <b>CT1035</b>	CA
					 <b>CT1035K2</b>	CA
					 <b>CT1035WP3</b>	CA, Euro4
					 <b>CT1035WP4</b>	CA, (EURO5)
					 <b>AP9066</b>	
<b>QASHQAI (J11, J11_)</b>						
1.2 DIG-T	11/13-	HR12DDT	85	1197	 <b>7PK1605</b>	ALT, (AC)
					 <b>AP9047</b>	MTR-CODE: HRA2DDT
1.5 dCi	11/13-	K9K 636	81	1461	 <b>6PK1130</b>	ALT, (AC)
					 <b>6PK1195</b>	ALT, (AC)
					 <b>CT1184</b>	CA
					 <b>CT1184K1</b>	CA
					 <b>AP9066</b>	
1.6 dCi, 1.6 dCi 4x4	11/13-	R9M	96	1598	 <b>AP9047</b>	
<b>QASHQAI / QASHQAI +2 (J10, JJ10)</b>						
1.5 dCi	02/07-	K9K 732, K9K 764, K9K 430, K9K 410	76-81	1461	 <b>6PK1200</b>	ALT
					 <b>6PK1200K1</b>	ALT
					 <b>CT1035</b>	CA
					 <b>CT1035K2</b>	CA
					 <b>CT1035WP3</b>	CA, Euro4
					 <b>CT1035WP4</b>	CA, (EURO5)
					 <b>AP9066</b>	
1.6	02/07-	HR16DE	84-86	1598	 <b>7PK1040</b>	ALT, (AC)
					 <b>7PK1153</b>	ALT, (AC)



ContiTech



**NISSAN**

**QASHQAI / QASHQAI +2 (J10, JJ10)**

1.6 dCi, 1.6 dCi All-wheel Drive	10/11-	R9M	96	1598	∞	<b>7PK1815</b>	ALT, (EURO5)
					∞	<b>7PK1687</b>	ALT
2.0 dCi, 2.0 dCi All-wheel Drive	02/07-	M1D, M9R	110	1995	∞	<b>7PK1705</b>	ALT, MTR-CODE: M9R
2.0, 2.0 All-wheel Drive	02/07-	MR20DE	104	1997	∞	<b>6PK1210</b>	ALT

**SERENA (C23M)**

1.6 16V	02/93-09/01	GA16DE	71	1597	∞	<b>4PK810</b>	ALT, (PS)
					∞	<b>4PK836</b>	AC
					∞	<b>4PK915</b>	ALT, (-PS)
2.3 D	01/95-09/01	LD23	55	2283	∞	<b>AVX13X850</b>	PS
					∞	<b>AVX13X950</b>	AC
					∞	<b>2XAVX13X1100</b>	ALT
					▲	<b>CT917</b>	CA

**SUNNY I (B11)**

1.5	03/82-10/86	E15S	55	1488	∞	<b>AVX10X990</b>	ALT
					∞	<b>AVX13X800</b>	AC
					▲	<b>CT666</b>	CA

**SUNNY II (N13)**

1.0	07/86-09/90	E10S	37	988	∞	<b>AVX13X800</b>	AC
					∞	<b>AVX13X925</b>	PS
					∞	<b>4PK995</b>	ALT
					▲	<b>CT679</b>	CA
1.3	07/86-10/91	E13S	44	1269	∞	<b>AVX13X800</b>	AC
					∞	<b>AVX13X925</b>	PS
					∞	<b>4PK990</b>	ALT
					▲	<b>CT679</b>	CA
1.4 LX	01/89-08/91	GA14S	55	1392	∞	<b>4PK805</b>	ALT, (PS)
					∞	<b>4PK810</b>	PS
					∞	<b>4PK830</b>	AC
					∞	<b>4PK915</b>	ALT, (-PS)
					▲	<b>CT666</b>	CA
1.6 i 12V	06/86-10/90	GA16i	66	1597	∞	<b>AVX13X800</b>	AC
					∞	<b>AVX13X925</b>	PS
					∞	<b>4PK1010</b>	ALT, FOR ALT: 70A
					∞	<b>4PK810</b>	PS
					∞	<b>4PK830</b>	AC
					∞	<b>4PK915</b>	ALT
					∞	<b>4PK995</b>	ALT, FOR ALT: 60A
					▲	<b>CT666</b>	CA

**SUNNY III (N14)**

1.4 i	10/90-05/95	GA14DE, GA14DS	55	1392	∞	<b>4PK805</b>	ALT, (PS)
					∞	<b>4PK810</b>	PS
					∞	<b>4PK830</b>	AC
					∞	<b>4PK915</b>	ALT, (-PS)
					▲	<b>CT666</b>	CA
1.4 i 16V	10/90-06/95	GA14DE	64	1392	∞	<b>4PK805</b>	ALT, (PS)
					∞	<b>4PK810</b>	PS
					∞	<b>4PK830</b>	AC
					∞	<b>4PK910</b>	ALT, (-PS)
1.6 i 16V	10/92-05/95	GA16DE	75	1597	∞	<b>4PK810</b>	ALT, (PS)
					∞	<b>4PK810</b>	PS
					∞	<b>4PK830</b>	AC
					∞	<b>4PK915</b>	ALT
1.6 i, 1.6 i 16V	10/90-05/95	GA16DE, GA16DS, GA16DEL	66-75	1597	∞	<b>4PK805</b>	ALT, (PS)
					∞	<b>4PK810</b>	PS
					∞	<b>4PK830</b>	AC
					∞	<b>4PK915</b>	ALT, (-PS)
					▲	<b>CT666</b>	CA

**TEANA I (J31)**

2.3	10/03-06/08	VQ23DE	127	2349	∞	<b>4PK775</b>	PS
-----	-------------	--------	-----	------	---	---------------	----



NISSAN



**NISSAN**

<b>TEANA I (J31)</b> ↔ 2.5	07/08-	VQ25DE	134	2496	⊙	<b>AP9067</b>	03/2010↔, ↔05/2011, MTR-CODE: QR25DE
<b>TERRANO II (R20)</b> 2.4 4WD	05/96-	KA24E	85-87	2389	∞	<b>AVX10X900</b>	ALT
					∞	<b>AVX13X1150</b>	PS
					∞	<b>AVX13X925</b>	AC
2.7 TDi 4WD	05/96-	TD27TI	92	2664	∞	<b>AVX13X1150</b>	ALT
					∞	<b>AVX13X1150</b>	PS
					∞	<b>AVX13X925</b>	AC
3.0 Di 4WD	05/02-	ZD30	113	2953	∞	<b>7PK1642</b>	ALT
					⊙	<b>AP9073</b>	
<b>TIIDA (C11X)</b> 1.6	09/07-	HR16DE	81	1598	∞	<b>7PK1040</b>	ALT, (AC)
					∞	<b>7PK1145</b>	ALT, (AC)
<b>TIIDA (SC11X)</b> 1.6	09/07-	HR16DE	81	1598	∞	<b>7PK1040</b>	ALT, (AC)
					∞	<b>7PK1145</b>	ALT, (AC)
<b>TRADE</b> 2.8 D	12/86-06/94	A428II	59	2820	∞	<b>AVX13X1175</b>	PS
					∞	<b>AVX13X1275</b>	ALT
3.0 D	04/93-10/98	BD30II	63	2953	∞	<b>AVX13X1150</b>	PS
					∞	<b>AVX13X1150</b>	ALT
<b>VANETTE (C120)</b> 2.0 D	11/82-06/87	LD20	43	1952	∞	<b>AVX13X850</b>	AC
					∞	<b>AVX17X950</b>	ALT
<b>VANETTE (C22)</b> 2.0 D	07/91-01/95	LD20II	49	1952	∞	<b>17X1000LI</b>	ALT, ↔01/1992
					∞	<b>AVX13X1050</b>	ALT, 01/1992↔
					∞	<b>AVX13X750</b>	PS
					∞	<b>AVX13X925</b>	AC
					🔧	<b>CT843</b>	CA
					🔧	<b>CT843K1</b>	CA
	10/86-12/95	LD20	47	1952	∞	<b>AVX13X1050</b>	ALT, 01/1992↔
					∞	<b>AVX13X750</b>	PS
					∞	<b>AVX13X925</b>	AC
					🔧	<b>CT843</b>	CA
					🔧	<b>CT843K1</b>	CA
<b>VANETTE CARGO (HC 23)</b> 2.3 D	01/95-	LD23	55	2283	∞	<b>AVX13X850</b>	PS
					∞	<b>AVX13X950</b>	AC
					∞	<b>2XAVX13X1100</b>	ALT
					🔧	<b>CT917</b>	CA
<b>X-TRAIL (T30)</b> 2.0, 2.0 4x4	07/01-	QR20DE	103-110	1998	∞	<b>6PK2245</b>	ALT
					⊙	<b>AP9067</b>	
2.5 4x4	09/02-	QR25DE	121	2488	∞	<b>6PK2245</b>	ALT
					⊙	<b>AP9067</b>	
	11/02-	QR25DE	132	2488	⊙	<b>AP9067</b>	
<b>X-TRAIL (T31)</b> 2.0	06/07-11/13	MR20DE	104	1997	∞	<b>6PK1210</b>	ALT
2.0 dCi, 2.0 dCi FWD	06/07-11/13	M9R, M9R 760	110-127	1995	∞	<b>7PK1705</b>	ALT
2.5 4x4	06/07-11/13	QR25DE	124	2488	⊙	<b>AP9067</b>	

**OPEL**

<b>ADAM</b> 1.2	10/12-	A 12 XEL, B 12 XEL	51	1229	∞	<b>6PK1205</b>	ALT, (AC)
					∞	<b>6PK1388</b>	ALT, (AC)
1.4	10/12-	A 14 XEL, A 14 XER	64-74	1398	∞	<b>6PK1205</b>	ALT, (AC)
					∞	<b>6PK1388</b>	ALT, (AC)
<b>AGILA (A) (H00)</b> 1.0	08/03-12/07	Z 10 XEP	44	998	∞	<b>5PK1230</b>	ALT, (AC)
					∞	<b>5PK1355</b>	ALT, (AC)
					🔧	<b>5PK1355K1</b>	ALT, (AC)





ContiTech



**OPEL**

**AGILA (A) (H00)**

					<b>AP9035</b> <b>AP9082</b>	
1.0 12V	09/00-12/07	Z 10 XE	43	973	<b>5PK1230</b> <b>5PK1355</b> <b>5PK1355K1</b>	ALT, WP ALT, WP, AC ALT, (AC)
1.2 16V	09/00-12/07	Z 12 XE	55	1199	<b>5PK1230</b> <b>5PK1355</b> <b>5PK1355K1</b>	ALT, (-AC) ALT, (AC) ALT, (AC)
1.2 16V Twinport	07/04-12/07	Z 12 XEP	59	1229	<b>5PK1230</b> <b>5PK1355</b> <b>5PK1355K1</b>	ALT, (-AC) ALT, (AC) ALT, (AC)
1.3 CDTI	08/03-12/07	Z 13 DT	51	1248	<b>AP9035</b> <b>AP9082</b> <b>6PK1180</b> <b>6PK1180K1</b> <b>6PK1318</b> <b>6PK1318K2</b> <b>AP9035</b> <b>AP9082</b>	ALT ALT ALT, AC ALT, (AC)

**AGILA (B) (H08)**

1.0	04/08-	K10B	48-51	996	<b>4PK765</b> <b>5PK900</b>	AC ALT
1.2	04/08-	K12B	63-69	1242	<b>4PK765</b> <b>5PK900</b>	AC ALT
1.3 CDTI	04/08-	Z 13 DTJ, D13A	55	1248	<b>6PK1180</b> <b>6PK1180K3</b> <b>6PK1318</b>	ALT, (-AC) ALT, (AC) ALT, (AC)

**ANTARA**

2.0 CDTI, 2.0 CDTI 4x4	05/06-	Z 20 DMH, Z 20 S	93-110	1991	<b>6PK2065</b> <b>CT1121</b> <b>CT1121K1</b> <b>AP9060</b>	ALT CA CA
2.4 4x4	01/07-	Z 24 XE	103	2405	<b>6PK1893</b> <b>CT924</b> <b>CT924K1</b> <b>CT924WP1</b>	ALT, (AC) CA CA CA
	12/10-	A 24 XE	123	2384	<b>6PK1980</b>	ALT
3.2 V6	03/07-	Z 32 SEE, 10 HM	167	3195	<b>6PK2404</b>	ALT

**ASCONA B (81\_, 86\_, 87\_, 88\_)**

1.9 N	08/76-08/81	19 N	55	1897	<b>AVX10X888</b> <b>AVX10X900</b>	ALT ALT
-------	-------------	------	----	------	--------------------------------------	------------

**ASCONA C (81\_, 86\_, 87\_, 88\_)**

1.3 S	09/81-08/88	13 S	55	1297	<b>AVX10X875</b> <b>CT504</b> <b>CT504WP1</b>	ALT CA CA
1.6	09/86-08/88	16 SV	60	1598	<b>AVX10X850</b> <b>AVX10X913</b> <b>CT558</b> <b>CT558WP1</b>	PS ALT CA CA
1.6 S	09/81-08/86	16 SH	66	1598	<b>AVX10X850</b> <b>AVX10X888</b> <b>CT720</b> <b>CT720WP1</b>	PS ALT CA CA, CH-NO 14391115, 12387790 →

**ASTRA F (51\_, 52\_, 53\_, 54\_, 55\_, 56\_, 57\_, 58\_, 59\_, 53 B)**

1.4	09/92-01/98	14 SE	60	1389	<b>CT874</b> <b>CT874K1</b> <b>CT874WP2</b>	CA CA CA
1.4 i	01/98-08/02	X 14 NZ	44	1389	<b>AVX10X925</b> <b>6PK1460</b> <b>CT874</b> <b>CT874K1</b> <b>CT874WP2</b>	ALT, (-PS), (-AC) ALT, PS, (-AC) CA CA CA







**OPEL**

**ASTRA F (51\_, 52\_, 53\_, 54\_, 55\_, 56\_, 57\_, 58\_, 59\_, 53\_B)**

↔	09/91-09/98	C 14 NZ, X 14 NZ	44	1389	<b>AVX10X913</b> <b>AVX10X925</b>  <b>5PK985</b> <b>6PK1460</b> <b>6PK1800</b> <b>CT874</b> <b>CT874K1</b> <b>CT874WP2</b>	ALT, ⇨CH-NO S2500015, R5999999, R8999999 ALT, CH-NO S2500015⇨, CH-NO R5999999⇨, CH-NO R8999999⇨ ALT, PS, ⇨08/1992 ALT, PS, 09/1992⇨ ALT, PS, AC CA CA CA, MTR-NO 19311739⇨
	1.4 i 16V	01/96-09/98	X 14 XE	66	1389	<b>6PK1530</b> <b>6PK1800</b> <b>6PK894</b> <b>CT873</b> <b>CT873K1</b> <b>CT873WP4</b>
1.4 Si	03/92-09/98	C 14 SE	60	1389	<b>AVX10X913</b> <b>AVX10X925</b>  <b>5PK985</b> <b>6PK1460</b> <b>6PK1800</b> <b>CT874</b> <b>CT874K1</b> <b>CT874WP2</b>	ALT, ⇨CH-NO S2500015, R5999999, R8999999 ALT, CH-NO S2500015⇨, CH-NO R5999999⇨, CH-NO R8999999⇨ ALT, PS, ⇨08/1992 ALT, PS, 09/1992⇨ ALT, PS, AC CA CA CA
1.6	09/95-01/98	16 LZ2, 16 NZR	55	1598	<b>AVX10X925</b> <b>6PK1800</b> <b>6PK1900</b> <b>6PK1900K1</b> <b>CT866</b> <b>CT866K1</b> <b>CT874</b> <b>CT874K1</b>	LENGTH 1 mm, ALT, MTR-CODE: 16NZR ALT, PS, AC, MTR-CODE: 16NZR ALT, PS, AC, MTR-CODE: 16LZ2 ALT, PS, AC, MTR-CODE: 16LZ2 CA, MTR-CODE: 16LZ2 CA, MTR-CODE: 16LZ2 CA, MTR-CODE: 16NZR CA, MTR-CODE: 16NZR
1.6 i	01/98-08/02	X 16 SZR	55	1598	<b>AVX10X925</b> <b>6PK1460</b> <b>CT874</b> <b>CT874K1</b> <b>CT874WP2</b>	ALT, (-PS), (-AC) ALT, PS, (-AC) CA CA CA
	05/93-07/96	X 16 SZ, X 16 SZR	52-55	1598	<b>AVX10X913</b> <b>AVX10X925</b>  <b>6PK1460</b> <b>6PK1800</b> <b>CT874</b> <b>CT874K1</b> <b>CT874WP2</b>	ALT, ⇨CH-NO S2500015, R5999999, R8999999 ALT, CH-NO S2500015⇨, CH-NO R5999999⇨, CH-NO R8999999⇨ ALT, PS ALT, PS, AC CA CA CA
1.6 i 16V	08/94-01/05	X 16 XEL	74	1598	<b>AVX10X913</b>  <b>AVX10X925</b>  <b>6PK1530</b> <b>6PK1800</b> <b>CT873</b> <b>CT873K1</b> <b>CT873WP4</b>	ALT, (-PS), (-AC), ⇨CH-NO S2500015, R5999999, R8999999 ALT, (-PS), (-AC), CH-NO S2500015⇨, CH-NO R5999999⇨, CH-NO R8999999⇨ ALT, (PS), (-AC) ALT, (PS), (AC) CA CA CA
1.6 i, 1.6 Si	09/91-09/98	C 16 SE, C 16 NZ, X 16 SZR	55-74	1598	<b>AVX10X913</b> <b>AVX10X925</b>  <b>5PK985</b> <b>6PK1460</b> <b>6PK1800</b> <b>CT874</b>	ALT, ⇨CH-NO S2500015, R5999999, R8999999 ALT, CH-NO S2500015⇨, CH-NO R5999999⇨, CH-NO R8999999⇨ ALT, PS, ⇨08/1992 ALT, PS, 09/1992⇨ ALT, PS, AC CA





ContiTech



OPEL

ASTRA F (51\_, 52\_, 53\_, 54\_, 55\_, 56\_, 57\_, 58\_, 59\_, 53\_B)

					<b>CT874K1</b>	CA
					<b>CT874WP2</b>	CA
1.7 D	07/92-01/99	17 DR	44	1700	<b>AVX10X813</b>	PS
					<b>AVX10X925</b>	ALT
					<b>CT540</b>	CA, ⇨MTR-NO (14/25)363651
					<b>CT871</b>	CA, MTR-NO (14/25)363652⇨
					<b>CT871K2</b>	CA, ENGINE: Opel
	12/91-09/92	17 D	42	1700	<b>AVX10X813</b>	PS
					<b>AVX10X925</b>	ALT
					<b>CT540</b>	CA, ⇨MTR-NO (14/25)363651
					<b>CT540K1</b>	CA, ENGINE: Opel, ⇨MTR-NO 14363651
					<b>CT540WP1</b>	CA, ENGINE: Opel, ⇨MTR-NO 14363651
					<b>CT871</b>	CA, MTR-NO (14/25)363652⇨
1.7 TD	08/94-09/98	X 17 DTL	50	1700	<b>AVX10X813</b>	PS
					<b>AVX10X925</b>	ALT
					<b>CT871</b>	CA
					<b>CT871K2</b>	CA, ENGINE: Opel
1.7 TDS	12/91-09/98	17 DT (TC4EE1), X 17 DT (TC4EE1)	60	1686	<b>AVX10X950</b>	PS
					<b>AVX13X915</b>	ALT, AC
					<b>AVX13X925</b>	ALT
					<b>CT748</b>	CA
					<b>CT748K5</b>	CA, ⇨MTR-NO 855 805, ENGINE: Isuzu
					<b>CT748K6</b>	CA, MTR-NO 855 806⇨, ENGINE: Isuzu
1.8 i	09/91-09/98	C 18 NZ	66	1796	<b>AVX10X800</b>	PS, ⇨08/1992
					<b>AVX10X925</b>	ALT, ⇨08/1992
					<b>AVX10X925</b>	ALT, (PS), ⇨08/1992
					<b>6PK1725</b>	ALT, PS, 09/1992⇨, (-AC)
					<b>6PK1725K1</b>	ALT, PS, 09/1992⇨, (-AC)
					<b>6PK1900</b>	ALT, PS, AC
					<b>6PK1900K1</b>	ALT, PS, AC
					<b>CT720</b>	CA, ⇨MTR-NO (14/25)254438, ⇨12/1992
					<b>CT720WP1</b>	CA, ⇨MTR-NO 14254438, ⇨12/1992
					<b>CT866</b>	CA, MTR-NO (14/25)254439⇨, 01/1993⇨
					<b>CT866K1</b>	CA, MTR-NO 14142839⇨
1.8 i 16V	07/94-01/98	C 18 XEL, X 18 XE	85	1799	<b>6PK1725</b>	ALT, (-AC)
					<b>6PK1725K1</b>	ALT, (-AC)
					<b>6PK1900</b>	ALT, (AC)
					<b>6PK1900K1</b>	ALT, (AC)
					<b>CT870</b>	CA
					<b>CT870K1</b>	CA
					<b>CT870WP2</b>	CA
2.0 i	09/91-01/98	C 20 NE	85	1998	<b>AVX10X788</b>	PS, ⇨08/1992
					<b>AVX10X925</b>	ALT, ⇨08/1992
					<b>6PK1725</b>	ALT, (-AC), 09/1992⇨
					<b>6PK1725K1</b>	ALT, (-AC), 09/1992⇨
					<b>6PK1900</b>	ALT, (AC)
					<b>6PK1900K1</b>	ALT, (AC)
					<b>CT720</b>	CA, ⇨MTR-NO (14/25)608700, ⇨12/1992
					<b>CT720WP1</b>	CA, ⇨MTR-NO (14608700, ⇨12/1992
					<b>CT866</b>	CA, MTR-NO (14/25)608701⇨, 01/1993⇨
					<b>CT866K1</b>	CA, MTR-NO 14608701⇨
<b>ASTRA G (F07_, F08_, F35_, F48_, F67_, F69_, F70_)</b>						
1.2 16V	09/00-01/05	Z 12 XE	55	1199	<b>5PK1230</b>	ALT, (-AC)
					<b>5PK1355</b>	ALT, (AC)
					<b>5PK1355K1</b>	ALT, (AC)
					<b>AP9035</b>	
					<b>AP9082</b>	
	02/98-01/05	X 12 XE	48-55	1199	<b>5PK1230</b>	ALT, (-AC)
					<b>5PK1355</b>	ALT, (AC)
					<b>5PK1355K1</b>	ALT, (AC)





OPEL						
ASTRA G (F07_, F08_, F35_, F48_, F67_, F69_, F70_)						
↔ 1.4	09/07-12/09	Z 14 XEP	66	1364	5PK1230 5PK1355 5PK1355K1 AP9035 AP9082	ALT, (AC) ALT, (AC) ALT, (AC)
1.4 16V	02/98-01/05	X 14 XE, Z 14 XE	66	1389	5PK1212 5PK1212K1 5PK940 5PK940K1 CT975 CT975K2 CT975K3 CT975WP1 CT975WP3  CT975WP6 AP9003	ALT, (AC) ALT, (AC) ALT, (AC) ALT, (AC) CA CA, ⇨ MTR-NO 02HL5117, 20041690 CA, MTR-NO 02HL5118⇨, 20041691⇨ CA, MTR-NO 02MV7225⇨, 20U75999⇨ CA, MTR-NO 02HL5118⇨, 20041691⇨, ⇨ MTR-NO 02MV7224, 20U75998 CA, ⇨ MTR-NO 02HL5117, 20041690
1.6	09/00-01/05	Z 16 SE	62	1598	5PK1212 5PK1212K1 5PK940 5PK940K1 CT874 CT874K1 CT874WP1 CT874WP2 AP9003	ALT, AC ALT, AC ALT, (AC) ALT, (AC) CA CA CA, MTR-NO 02MZ5254⇨, 20U75999⇨ CA, ⇨ MTR-NO 02MZ5253, 20U75998
	02/98-09/00	X 16 SZR	55	1598	5PK1212 5PK1212K1 5PK940 5PK940K1 CT874 CT874K1 CT874WP1 CT874WP2 AP9003	ALT, AC ALT, AC ALT, (AC) ALT, (AC) CA CA CA, MTR-NO 02MZ5254⇨ CA, ⇨ MTR-NO 02MZ5253
1.6 16V	02/98-01/05	X 16 XEL, Z 16 XE, C 16 SEL	74	1598	5PK1212 5PK1212K1 5PK940 5PK940K1 CT975 CT975K2 CT975K3 CT975WP1 CT975WP3  CT975WP6 AP9003	ALT, (AC) ALT, (AC) ALT, (AC) ALT, (AC) CA CA, ⇨ MTR-NO 02HL5117, 20041690 CA, MTR-NO 02HL5118⇨, 20041691⇨ CA, MTR-NO 02MV7225⇨, 20U75999⇨ CA, MTR-NO 02HL5118⇨, 20041691⇨, ⇨ MTR-NO 02MV7224, 20U75998 CA, ⇨ MTR-NO 02HL5117, 20041690
1.6, 1.6 16V	03/00-12/09	Z 16 XEP	76	1598	5PK1450 5PK1546 CT1077 CT1077K1 CT1077WP1 VD1106	ALT, (AC) ALT, AC CA CA CA
1.7 CDTI	04/03-12/09	Z 17 DTL	59	1686	6PK1275 6PK1605 CT1078 CT1078K1 AP9044 VD1068 MS31	ALT, (AC), MTR-CODE: Z17DTL ALT, (AC), MTR-CODE: Z17DTL CA, MTR-CODE: Z17DTL CA, MTR-CODE: Z17DTL MTR-NO 0614509⇨ FOR ART-NO: VD1068
1.7 DTI 16V	02/00-04/05	Y 17 DT	55	1686	6PK1250	ALT, (AC)

OPEL



ContiTech



**OPEL**

**ASTRA G (F07\_, F08\_, F35\_, F48\_, F67\_, F69\_, F70\_)**

					<b>6PK1590</b> <b>CT1014</b> <b>CT1014K2</b> <b>CT1014K3</b> <b>CT1178</b> <b>MS31</b>	ALT, (AC) CA CA, MTR-NO 328704⇨ CA, ⇨MTR-NO 328703 CA
1.7 TD	02/98-08/00	X 17 DTL	50	1700	<b>AVX10X925</b> <b>4PK885</b> <b>CT871</b> <b>CT871K2</b>	ALT AC CA CA, ENGINE: Opel
1.8 16V	02/98-10/05	Z 18 XE, X 18 XE1	85-92	1796	<b>5PK1212</b> <b>5PK1212K1</b> <b>5PK940</b> <b>5PK940K1</b> <b>CT975</b> <b>CT975K2</b> <b>CT975K3</b> <b>CT975WP2</b> <b>CT975WP5</b> <b>AP9003</b>	ALT, (AC) ALT, (AC) ALT, (AC) ALT, (AC) CA CA, ⇨MTR-NO 02HL5117, 20041690 CA, MTR-NO 02HL5118⇨, 20041691⇨ CA, MTR-NO 02HL5118⇨, 20041691⇨ CA, ⇨MTR-NO 02HL5117, 20041690
2.0 16V	02/98-01/05	X 20 XEV, C 20 SEL	100	1998	<b>5PK1680</b> <b>5PK940</b> <b>CT1023</b> <b>CT1023K1</b> <b>AP9003</b>	ALT, AC ALT CA CA
2.0 DI	01/99-04/05	X 20 DTL	60	1995	<b>6PK1800</b> <b>6PK1873</b> <b>6PK1873K3</b>	ALT ALT, AC ALT, AC
2.0 DI, 2.0 DTI 16V	02/98-01/05	X 20 DTL, Y 20 DTL, X 20 DTH, Y 20 DTH	60-74	1995	<b>6PK1800</b> <b>6PK1800D1</b> <b>6PK1873</b> <b>6PK1873D1</b> <b>6PK1873K3</b> <b>VD1031</b> <b>MS03</b>	ALT, (AC) ALT, (AC) ALT, (AC) ALT, (AC) ALT, (AC) FOR ART-NO: VD1031
2.2 16V	09/00-10/05	Z 22 SE	108	2198	<b>5PK1030</b> <b>5PK880</b>	ALT, (AC) ALT, (AC)

**ASTRA H (L08, L35, L48, L67, L69, L70)**

1.3 CDTI	04/05-	Z 13 DTH	66	1248	<b>6PK1180</b> <b>6PK1180K1</b> <b>6PK1310</b> <b>AP9035</b> <b>AP9082</b>	ALT, (AC) ALT, (AC) ALT, (AC) ALT, (AC) ALT, (AC)
1.4, 1.4 LPG	03/04-	Z 14 XEP	66	1364	<b>5PK1230</b> <b>5PK1355</b> <b>5PK1355K1</b> <b>AP9035</b> <b>AP9082</b>	ALT, (AC) ALT, (AC) ALT, (AC) ALT, (AC) ALT, (AC)
1.6	12/06-	Z 16 XER, A 16 XER	85	1598	<b>5PK1450</b> <b>5PK1546</b> <b>CT1077</b> <b>CT1077K1</b> <b>CT1077WP1</b>	ALT, (AC) ALT, (AC) CA CA CA
	02/07-	Z 16 XER	85	1598	<b>5PK1450</b> <b>5PK1546</b> <b>CT1077</b> <b>CT1077K1</b>	ALT, (AC) ALT, (AC) CA CA
1.6, 1.6 Turbo	03/04-	Z 16 XEP, Z 16 XE1, A 16 XER, Z 16 LET	77-132	1598	<b>5PK1450</b> <b>5PK1546</b> <b>CT1077</b> <b>CT1077K1</b>	ALT, (AC) ALT, (AC) CA CA





OPEL						
ASTRA H (L08, L35, L48, L67, L69, L70)						
1.7 CDTI	03/04-	Z 17 DTH, Z 17 DTL	59-74	1686	<b>CT1077WP1</b> <b>VD1106</b> <b>6PK1275</b> <b>6PK1623</b> <b>6PK1623D1</b> <b>CT1078</b> <b>CT1078K1</b> <b>AP9044</b> <b>VD1068</b> <b>MS31</b>	CA ALT, (AC) ALT, (AC) ALT, (AC) CA CA FOR ART-NO: VD1068
	02/07-	A 17 DTJ, Z 17 DTJ, Z 17 DTR, A 17 DTR	81-92	1686	<b>6PK1250</b> <b>6PK1605</b> <b>CT1178</b> <b>CT1178K1</b> <b>AP9044</b> <b>VD1117</b>	ALT, (AC) ALT, (AC) CA CA
	03/04-	Z 17 DTH	74	1686	<b>6PK1275</b> <b>6PK1623</b> <b>CT1078</b> <b>CT1078K1</b> <b>AP9044</b> <b>VD1068</b> <b>MS31</b>	ALT, (AC) ALT, (AC) CA CA FOR ART-NO: VD1068
1.8	03/04-	Z 18 XE	92	1796	<b>5PK1212</b> <b>5PK1212K1</b> <b>5PK940</b> <b>5PK940K1</b> <b>CT975</b> <b>CT975K3</b> <b>CT975WP2</b>	ALT, (AC) ALT, (AC) ALT, (AC) ALT, (AC) CA CA CA
	08/05-	Z 18 XER, A 18 XER	103	1796	<b>5PK1450</b> <b>5PK1546</b> <b>CT1077</b> <b>CT1077K1</b> <b>CT1077WP1</b> <b>VD1106</b>	ALT, (AC) ALT, (AC) CA CA CA
1.9 CDTI	09/04-	Z 19 DTH	110	1910	<b>6PK1050</b> <b>6PK1050D1</b>  <b>6PK1370</b> <b>6PK1370</b> <b>6PK1370D1</b>  <b>6PK1370K1</b> <b>6PK1370K1</b> <b>6PK1380</b> <b>6PK1380</b> <b>CT1105</b> <b>CT1105K3</b> <b>CT1105WP2</b> <b>AP9017</b> <b>AP9028</b> <b>VD1065</b> <b>VD1067</b>  <b>MS30</b> <b>MS30</b>	ALT, (AC) ALT, (AC), CH-NO 72156709⇨, CH-NO 75189053⇨, CH-NO 78104401⇨ ALT, (AC), ⇨CH-NO 72212298, 75189052 ALT, (AC), ⇨CH-NO 78104400, 7G ALT, (AC), MTR-NO 72156709⇨, 75189053⇨, 78104401⇨, OE-NO 93 185 361 ALT, (AC), ⇨CH-NO 78104400, 7G ALT, (AC), ⇨CH-NO 72212298, 75189052 ALT, (AC), CH-NO 78104401⇨, CH-NO 7G⇨ ALT, (AC), CH-NO 72172469⇨, CH-NO 75189053⇨ CA, MTR-CODE: Z19DTH CA, MTR-CODE: Z19DTH CA, MTR-CODE: Z19DTH ⇨CH-NO 72156708, 75189052, 78104400 CH-NO 72156709⇨, CH-NO 75189053⇨, CH-NO 78104401⇨, CH-NO 8B000001⇨ FOR ART-NO: VD1067 VD1065, ⇨MTR-NO 17205096
	06/04-	Z 19 DT	88	1910	<b>6PK1050</b> <b>6PK1370</b> <b>6PK1370</b> <b>6PK1370K1</b>	ALT, (AC) ALT, (AC), ⇨CH-NO 78104400, 7G ALT, (AC), ⇨CH-NO 72172468, 75189052 ALT, (AC), ⇨CH-NO 78104400, 7G

OPEL



ContiTech



OPEL

ASTRA H (L08, L35, L48, L67, L69, L70)

					<b>6PK1370K1</b> <b>6PK1380</b> <b>6PK1380</b> <b>CT1106</b> <b>CT1106K1</b> <b>CT1106WP1</b> <b>AP9017</b> <b>AP9028</b> <b>VD1065</b> <b>MS30</b>	ALT, (AC), ⇨CH-NO 72172468, 75189052 ALT, (AC), CH-NO 78104401⇨, CH-NO 7G⇨ ALT, (AC), CH-NO 72172469⇨, CH-NO 75189053⇨ CA, MTR-CODE: Z19DT CA, MTR-CODE: Z19DT CA, MTR-CODE: Z19DT ⇨CH-NO 5545149 FOR ART-NO: VD1065, ⇨MTR-NO 17205096
	09/05-	Z 19 DTL	74	1910	<b>6PK1050</b> <b>6PK1370</b> <b>6PK1370</b> <b>6PK1370K1</b> <b>6PK1370K1</b> <b>6PK1380</b> <b>6PK1380</b> <b>6PK1380</b> <b>CT1106</b> <b>CT1106K1</b> <b>CT1106WP1</b> <b>AP9017</b> <b>AP9028</b> <b>VD1065</b> <b>MS30</b>	ALT, (AC) ALT, (AC), ⇨CH-NO 78104400, 7G ALT, (AC), ⇨CH-NO 72207929, 75189052 ALT, (AC), ⇨CH-NO 72207929, 75189052 ALT, (AC), ⇨CH-NO 78104400, 7G CH-NO 78104401⇨, CH-NO 7G⇨ ALT, (AC), CH-NO 8B000001⇨ ALT, (AC), CH-NO 72207930⇨, CH-NO 75189053⇨ CA CA CA ⇨CH-NO 5545149 FOR ART-NO: VD1065, ⇨MTR-NO 17205096
1.9 CDTI 16V	08/04-	Z 19 DTJ	88	1910	<b>6PK1050</b> <b>6PK1050D1</b> <b>6PK1370</b> <b>6PK1370</b> <b>6PK1370D1</b> <b>6PK1370K1</b> <b>6PK1370K1</b> <b>6PK1380</b> <b>6PK1380</b> <b>CT1105</b> <b>CT1105K3</b> <b>CT1105WP2</b> <b>CT1106</b> <b>CT1106K1</b> <b>AP9017</b> <b>AP9028</b> <b>VD1065</b> <b>VD1067</b> <b>MS30</b>	ALT, (AC) ALT, (AC), CH-NO 72156709⇨, CH-NO 75189053⇨, CH-NO 78104401⇨ ALT, (AC), ⇨CH-NO 78104400, 7G ALT, (AC), ⇨CH-NO 72212298, 75189052 ALT, (AC), CH-NO 72156709⇨, CH-NO 75189053⇨, CH-NO 78104401⇨, OE-NO 93 185 361 ALT, (AC), ⇨CH-NO 72212298, 75189052 ALT, (AC), ⇨CH-NO 78104400, 7G ALT, (AC), CH-NO 72172469⇨, CH-NO 75189053⇨ ALT, (AC), CH-NO 78104401⇨, CH-NO 7G⇨ CA, MTR-CODE: Z19DTJ CA, MTR-CODE: Z19DTJ CA, MTR-CODE: Z19DTJ CA, MTR-CODE: Z19DT, Z19DTL CA, MTR-CODE: Z19DT, Z19DTL ⇨CH-NO 72156708, 75189052, 78104400 CH-NO 72156709⇨, CH-NO 71589053⇨, CH-NO 78104401⇨, CH-NO 8B000001⇨ FOR ART-NO: VD1067, VD1065, ⇨MTR-NO 17205096
<b>ASTRA J</b>						
1.3 CDTI	12/09-	A 13 DTE	70	1248	<b>6PK1217</b> <b>6PK1360</b>	ALT, (AC) ALT, (AC)
1.4	12/09-	A 14 XEL, A 14 XER	64-74	1398	<b>5PK1207</b> <b>5PK1334</b> <b>5PK1397</b>	ALT, (AC), CH-NO C0000001⇨, CH-NO C1000001⇨, CH-NO C3000001⇨, CH-NO C8000001⇨, CH-NO CG000001⇨ ALT, (AC), CH-NO C0⇨, CH-NO C1⇨, CH-NO C3⇨, CH-NO C8⇨, CH-NO CG⇨, OE-NO 1340017 ALT, (AC), CH-NO C0000001⇨, CH-NO C1000001⇨, CH-NO C3000001⇨, CH-NO C8000001⇨, CH-NO CG000001⇨, ⇨CH-NO C0, C1, C3, C8, CG, OE-NO 1340018, 1340053





ContiTech



**OPEL**

**ASTRA J**

1.4 Turbo, 1.4 LPG	12/09-	A 14 NET, A 14 NEL, B 14 NEL, B 14 NET	88-103	1364	∞ <b>6PK1205</b>	ALT, (AC), ⇨CH-NO B3999999, B8999999, BG999999
					∞ <b>6PK1400</b>	ALT, (AC), ⇨CH-NO B3999999, B8999999, BG999999
1.6	12/09-	A 16 XER, B 16 XER	85	1598	∞ <b>5PK1207</b>	ALT, (AC), CH-NO C1000001⇨, CH-NO C3000001⇨, CH-NO C8000001⇨, CH-NO CG000001⇨
					∞ <b>5PK1397</b>	ALT, (AC), CH-NO C0000001⇨, CH-NO C1000001⇨, CH-NO C3000001⇨, CH-NO C8000001⇨, CH-NO CG000001⇨
					∞ <b>6PK1205</b>	ALT, (AC), ⇨CH-NO B3999999, B8999999, BG999999
					∞ <b>6PK1400</b>	ALT, (AC), ⇨CH-NO B3999999, B8999999, BG999999
1.6 Turbo	12/09-	A 16 LET	132	1598	∞ <b>4PK643 ELAST</b>	PS
					∞ <b>6PK1453</b>	ALT, (AC)
					∞ <b>6PK1555</b>	ALT, ⇨CH-NO BG999999
					∞ <b>6PK1555</b>	ALT, (AC), ⇨CH-NO B3999999, B8999999
					▬ <b>CT1077</b>	CA
1.6 Turbo	12/09-	A 16 LET	132	1598	▬ <b>CT1077K1</b>	CA
					∞ <b>6PK1453</b>	ALT, (AC)
					∞ <b>6PK1555</b>	ALT, (AC), ⇨CH-NO B3999999, B8999999, BG999999
					▬ <b>CT1077</b>	CA
					▬ <b>CT1077K1</b>	CA
1.7 CDTI	12/09-	A 17 DTS, A 17 DTF, A 17 DTJ, A 17 DTC, A 17 DTE, A 17 DTR	81-96	1686	∞ <b>6PK1244</b>	ALT, (AC)
					∞ <b>6PK1715</b>	ALT, (AC)
					▬ <b>CT1178</b>	CA
					▬ <b>CT1178K1</b>	CA
					⊙ <b>VD1117</b>	CA
1.7 CDTI	10/10-	A 17 DTS, A 17 DTF	96	1686	∞ <b>6PK1244</b>	ALT, (AC)
					∞ <b>6PK1715</b>	ALT, (AC)
					▬ <b>CT1178</b>	CA
					▬ <b>CT1178K1</b>	CA
2.0 BiTurbo CDTI	12/12-	A 20 DTR	143	1956	∞ <b>6PK1900</b>	ALT, ⇨CH-NO B8999999
					∞ <b>6PK1900</b>	ALT, ⇨CH-NO B3999999
					∞ <b>6PK1900</b>	ALT, ⇨CH-NO BG999999
					▬ <b>CT1183</b>	CA
2.0 CDTI	12/09-	A 20 DTH	118-121	1956	∞ <b>6PK1905</b>	ALT, ⇨CH-NO B3999999, B8999999
					∞ <b>6PK1905</b>	ALT, ⇨CH-NO BG999999
					▬ <b>CT1105</b>	CA
					▬ <b>CT1105K3</b>	CA
					▬ <b>CT1105WP2</b>	CA

**ASTRA GTC J**

1.4	10/11-	A 14 NET, B 14 NET	103	1364	∞ <b>5PK1207</b>	ALT, (AC), CH-NO C1000001⇨, CH-NO C3000001⇨, CH-NO C8000001⇨, CH-NO CG000001⇨
					∞ <b>5PK1397</b>	ALT, (AC), CH-NO C0000001⇨, CH-NO C1000001⇨, CH-NO C3000001⇨, CH-NO C8000001⇨, CH-NO CG000001⇨
					∞ <b>6PK1205</b>	ALT, (AC), ⇨CH-NO B3999999, B8999999, BG999999
					∞ <b>6PK1400</b>	ALT, (AC), ⇨CH-NO B3999999, B8999999, BG999999
2.0 BiTurbo CDTI	10/12-	A 20 DTR	143	1956	∞ <b>6PK1900</b>	ALT, ⇨CH-NO B3999999
					∞ <b>6PK1900</b>	ALT, ⇨CH-NO B8999999
					∞ <b>6PK1900</b>	ALT, ⇨CH-NO BG999999
					▬ <b>CT1183</b>	CA

**CALIBRA A (85 )**

2.0 i, 2.0 i 4x4	06/90-07/97	C 20 NE	85	1998	∞ <b>AVX10X1000</b>	ALT, FOR ALT: 90A, ⇨08/1992, CH-NO L
------------------	-------------	---------	----	------	---------------------	--------------------------------------





ContiTech



**OPEL**

**CALIBRA A (85\_)**

↕					∞	<b>AVX10X685</b>	ALT, AC, ⇨08/1992, CH-NO L, M, N
					∞	<b>AVX10X800</b>	PS, ⇨08/1992, CH-NO L, M, N
					∞	<b>AVX10X925</b>	ALT, FOR ALT: 70A, ⇨08/1992
					∞	<b>AVX10X940</b>	ALT, FOR ALT: 90A, ⇨08/1992, CH-NO M, N
					∞	<b>AVX13X875</b>	AC, ⇨08/1992, CH-NO L, M, N
					∞	<b>3PK690</b>	PS, ⇨08/1992, (AC)
					∞	<b>6PK1725</b>	ALT, (-AC), 09/1992⇨
					∞	<b>6PK1725K1</b>	ALT, (-AC), 09/1992⇨
					∞	<b>6PK1900</b>	ALT, (AC), 09/1992⇨
					∞	<b>6PK1900K1</b>	ALT, (AC), 09/1992⇨
					▲▲▲	<b>CT720</b>	CA, ⇨MTR-NO (14/25)142838, ⇨12/1992
					▲▲▲	<b>CT720WP1</b>	CA, ⇨MTR-NO 14142838, ⇨12/1992
				▲▲▲	<b>CT866</b>	CA, MTR-NO (14/25)142839⇨, 01/1993⇨	
				▲▲▲	<b>CT866K1</b>	CA, MTR-NO 14608701⇨	

**CASCADA (W13)**

1.4, 1.4 Turbo	03/13-	A 14 NEL, A 14 NET	88-103	1362	∞	<b>5PK1207</b>	ALT, (AC)
					∞	<b>5PK1397</b>	ALT, (AC)
2.0 CDTI	03/13-	A 20 DTH	121	1956	▲▲▲	<b>CT1105</b>	CA
					▲▲▲	<b>CT1105K3</b>	CA
					▲▲▲	<b>CT1105WP2</b>	CA
		A 20 DTR	143	1956	▲▲▲	<b>CT1183</b>	CA

**COMBO**

1.3 CDTI 16V	08/05-	Z 13 DT, Z 13 DTJ	51-55	1248	∞	<b>6PK1180</b>	ALT, (AC)
					∞	<b>6PK1180K1</b>	ALT, (AC)
					∞	<b>6PK1318</b>	ALT, (AC)
					∞	<b>6PK1318K2</b>	ALT, (AC)
					◎	<b>AP9035</b>	
					◎	<b>AP9082</b>	
1.4, 1.4 16V	10/04-	Z 14 XEP	66	1364	∞	<b>5PK1230</b>	ALT, (-AC)
					∞	<b>5PK1370</b>	ALT, (AC)
1.6	10/01-	Z 16 SE	64	1598	∞	<b>5PK1212</b>	ALT, (AC)
					∞	<b>5PK1212K1</b>	ALT, (AC)
					∞	<b>5PK940</b>	ALT, (-AC)
					∞	<b>5PK940K1</b>	ALT, (-AC)
					▲▲▲	<b>CT874</b>	CA
					▲▲▲	<b>CT874K1</b>	CA, MTR-CODE: Z16SE
					▲▲▲	<b>CT874WP1</b>	CA, MTR-CODE: Z16SE
1.6 CNG 16V	06/06-	Z 16 YNG	69	1598	∞	<b>5PK1212</b>	ALT, (AC)
					∞	<b>5PK1212K1</b>	ALT, (AC)
					∞	<b>5PK940</b>	ALT, (-AC)
					∞	<b>5PK940K1</b>	ALT, (-AC)
					▲▲▲	<b>CT975</b>	CA
					▲▲▲	<b>CT975K3</b>	CA
					▲▲▲	<b>CT975WP1</b>	CA
1.7 CDTI 16V	12/04-	Z 17 DTH	74	1686	∞	<b>6PK1275</b>	ALT, PS, (-AC)
					∞	<b>6PK1600</b>	ALT, PS, AC
					∞	<b>6PK1600D1</b>	ALT, PS, AC, MTR-CODE: Z17DTH
					▲▲▲	<b>CT1014</b>	CA, MTR-CODE: Z17DTH
					▲▲▲	<b>CT1014K2</b>	CA, MTR-CODE: Z17DTH
					◎	<b>AP9044</b>	
					◎	<b>VD1068</b>	
					🔧	<b>MS31</b>	FOR ART-NO: VD1068
1.7 DI 16V, 1.7 DTI 16V	10/01-	Y 17 DTL, Y 17 DT	48-55	1686	∞	<b>6PK1250</b>	ALT, (AC)
					∞	<b>6PK1590</b>	ALT, (AC)
					▲▲▲	<b>CT1014</b>	CA
					▲▲▲	<b>CT1014K2</b>	CA, MTR-NO 328705⇨
					▲▲▲	<b>CT1014K3</b>	CA, ⇨MTR-NO 328704
					🔧	<b>MS31</b>	

**COMBO (71\_)**

1.4	07/94-10/01	C 14 NZ, X 14 SZ, C 14 SE	44-60	1389	∞	<b>AVX10X925</b>	ALT
					∞	<b>6PK1460</b>	ALT, PS







OPEL					
<b>COMBO (71_)</b>					
↔					<b>6PK1800</b> ALT, PS, AC <b>CT874</b> CA <b>CT874K1</b> CA <b>CT874WP2</b> CA
1.7 D	07/94-10/01	17 D (4EE1), X 17 D (4EE1)	44	1686	<b>AVX10X950</b> PS <b>AVX13X915</b> ALT, AC <b>AVX13X925</b> ALT <b>CT748</b> CA <b>CT748K5</b> CA, ENGINE: Isuzu, ⇨CH-NO R39..., R49..., R69... <b>CT748K6</b> CA, ENGINE: Isuzu, CH-NO S30...⇨, CH-NO S40...⇨, CH-NO S60...⇨
<b>COMBO (X12)</b>					
1.3 CDTI	02/12-	A 13 FD	66	1248	<b>6PK1526</b> ALT, (AC) <b>6PK1670</b> ALT, (AC) <b>AP9082</b>
1.6 CDTI	02/12-	A 16 FDL, A 16 FDH	66-77	1598	<b>6PK1370</b> ALT, (AC) <b>6PK1705</b> ALT, (AC) <b>CT1155</b> CA <b>CT1155K1</b> CA <b>CT1155WP1</b> CA <b>AP9029</b> <b>AP9054</b> <b>VD1065</b>
2.0 CDTI	02/12-	A 20 FD	99	1956	<b>6PK1370</b> ALT, (AC) <b>6PK1710</b> ALT, (AC) <b>CT1105</b> CA <b>CT1105K3</b> CA <b>CT1105WP2</b> CA <b>AP9029</b> <b>AP9054</b>
<b>CORSA A (93_, 94_, 98_, 99_)</b>					
1.0	09/82-03/93	10 S	33	993	<b>AVX10X925</b> ALT
1.2	09/82-08/90	12 NC, E 12 GV	33	1196	<b>AVX10X925</b> ALT
1.2 i	09/89-03/93	C 12 NZ	33	1195	<b>AVX10X875</b> ALT <b>AVX10X913</b> ALT <b>CT874</b> CA <b>CT874K1</b> CA <b>CT874WP2</b> CA
1.2 S, 1.2 N	09/82-03/93	12 NV, 12 ST	38-40	1196	<b>AVX10X875</b> ALT <b>AVX10X913</b> ALT <b>CT526</b> CA
1.4 i	01/90-03/93	C 14 NZ	44	1389	<b>AVX10X875</b> ALT, OE-NO 90169081, 90006259 <b>AVX10X913</b> ALT, OE-NO 90183440, 90351803 <b>CT558</b> CA, ⇨MTR-NO (14/25)02J22349, (C14/C25) NZ19311737, (14/25)NV19307805 <b>CT558WP1</b> CA, ⇨MTR-NO 19311737 <b>CT874</b> CA, MTR-NO (C14/C25)NZ19311738⇨, (14/25)02J22350⇨, (14/25)NV19307806⇨ <b>CT874K1</b> CA, MTR-NO 19311738⇨ <b>CT874WP2</b> CA, MTR-NO 19311738⇨
1.4 S	01/90-03/93	14 NV	53	1389	<b>AVX10X875</b> ALT, OE-NO 90169081, 90006259 <b>AVX10X913</b> ALT, OE-NO 90183440, 90351803 <b>CT558</b> CA, ⇨MTR-NO (14/25)02J22349, (C14/C25) NZ19311737, (14/25)NV19307805 <b>CT558WP1</b> CA, ⇨MTR-NO 19307805 <b>CT874</b> CA, MTR-NO (C14/C25)NZ19311738⇨, (14/25)02J22350⇨, (14/25)NV19307806⇨ <b>CT874K1</b> CA, MTR-NO 19307806⇨ <b>CT874WP2</b> CA, MTR-NO 19307806⇨
1.5 D	09/87-03/93	15 D (4EC1)	37	1488	<b>AVX13X875</b> ALT <b>CT748</b> CA

OPEL



ContiTech



**OPEL**

**CORSA A (93\_, 94\_, 98\_, 99\_) ↵**

					<b>CT748K4</b>	CA, ENGINE: Isuzu
--	--	--	--	--	----------------	-------------------

**CORSA A Box**

1.0	02/86-04/89	10 S	33	993	<b>AVX10X925</b>	ALT
-----	-------------	------	----	-----	------------------	-----

**CORSA A TR (91\_, 92\_, 96\_, 97\_) ↵**

1.0	09/82-09/92	10 S	33	993	<b>AVX10X925</b>	ALT
-----	-------------	------	----	-----	------------------	-----

1.2 S	09/82-03/93	12 ST	40	1196	<b>AVX10X875</b>	ALT, OE-NO 90169081, 90006259
-------	-------------	-------	----	------	------------------	-------------------------------

					<b>AVX10X913</b>	ALT, OE-NO 90183440, 90351803
--	--	--	--	--	------------------	-------------------------------

					<b>CT526</b>	CA
--	--	--	--	--	--------------	----

**CORSA B (73\_, 78\_, 79\_) ↵**

1.0 i 12V	11/96-09/00	X 10 XE	40	973	<b>5PK1230</b>	ALT, (-AC)
-----------	-------------	---------	----	-----	----------------	------------

					<b>5PK1355</b>	ALT, (AC)
--	--	--	--	--	----------------	-----------

					<b>5PK1355K1</b>	ALT, (AC)
--	--	--	--	--	------------------	-----------

1.2 i	03/93-09/00	12 NZ, X 12 SZ, C 12 NZ	33	1195	<b>AVX10X913</b>	ALT, ⇨08/1994
-------	-------------	-------------------------	----	------	------------------	---------------

					<b>AVX10X925</b>	ALT, 09/1994⇨
--	--	--	--	--	------------------	---------------

					<b>6PK1460</b>	ALT, PS
--	--	--	--	--	----------------	---------

					<b>CT874</b>	CA
--	--	--	--	--	--------------	----

					<b>CT874K1</b>	CA
--	--	--	--	--	----------------	----

					<b>CT874WP2</b>	CA
--	--	--	--	--	-----------------	----

1.2 i 16V	03/98-09/00	X 12 XE	48	1199	<b>5PK1230</b>	ALT, (-AC)
-----------	-------------	---------	----	------	----------------	------------

					<b>5PK1355</b>	ALT, (AC)
--	--	--	--	--	----------------	-----------

					<b>5PK1355K1</b>	ALT, (AC)
--	--	--	--	--	------------------	-----------

1.4 i	08/99-09/00	C 14 NZ, X 14 SZ	44	1389	<b>AVX10X925</b>	ALT
-------	-------------	------------------	----	------	------------------	-----

					<b>6PK1460</b>	ALT, PS
--	--	--	--	--	----------------	---------

					<b>6PK1800</b>	ALT, PS, AC
--	--	--	--	--	----------------	-------------

					<b>CT874</b>	CA
--	--	--	--	--	--------------	----

					<b>CT874K1</b>	CA
--	--	--	--	--	----------------	----

					<b>CT874WP2</b>	CA
--	--	--	--	--	-----------------	----

1.4 i 16V	09/94-09/00	X 14 XE	66-67	1389	<b>6PK1530</b>	ALT, (-AC), (PS)
-----------	-------------	---------	-------	------	----------------	------------------

					<b>6PK1805</b>	ALT, (AC)
--	--	--	--	--	----------------	-----------

					<b>6PK894</b>	ALT, (-AC), (-PS)
--	--	--	--	--	---------------	-------------------

					<b>CT873</b>	CA
--	--	--	--	--	--------------	----

					<b>CT873K1</b>	CA
--	--	--	--	--	----------------	----

					<b>CT873WP4</b>	CA
--	--	--	--	--	-----------------	----

1.4 i, 1.4 Si	03/93-09/00	C 14 NZ, X 14 SZ, C 14 SE	44-60	1389	<b>AVX10X913</b>	ALT, ⇨08/1994
---------------	-------------	---------------------------	-------	------	------------------	---------------

					<b>AVX10X925</b>	ALT, 09/1994⇨
--	--	--	--	--	------------------	---------------

					<b>6PK1460</b>	ALT, PS
--	--	--	--	--	----------------	---------

					<b>6PK1800</b>	ALT, PS, AC
--	--	--	--	--	----------------	-------------

					<b>CT874</b>	CA
--	--	--	--	--	--------------	----

					<b>CT874K1</b>	CA
--	--	--	--	--	----------------	----

					<b>CT874WP2</b>	CA
--	--	--	--	--	-----------------	----

1.5 D, 1.5 TD	03/93-09/00	15 D (4EC1), 15 DT (T4EC1), X 15 DT (T4EC1)	37-49	1488	<b>AVX10X950</b>	PS
---------------	-------------	---	-------	------	------------------	----

					<b>AVX13X915</b>	ALT, AC
--	--	--	--	--	------------------	---------

					<b>AVX13X925</b>	ALT
--	--	--	--	--	------------------	-----

					<b>CT748</b>	CA
--	--	--	--	--	--------------	----

					<b>CT748K4</b>	CA, ENGINE: Isuzu
--	--	--	--	--	----------------	-------------------

1.6 GSI 16V	03/93-09/00	C 16 XE	80	1598	<b>6PK1530</b>	ALT, PS
-------------	-------------	---------	----	------	----------------	---------

					<b>6PK1800</b>	ALT, AC
--	--	--	--	--	----------------	---------

					<b>6PK894</b>	ALT
--	--	--	--	--	---------------	-----

					<b>CT873</b>	CA
--	--	--	--	--	--------------	----

					<b>CT873K1</b>	CA
--	--	--	--	--	----------------	----

					<b>CT873WP4</b>	CA
--	--	--	--	--	-----------------	----

1.7 D	02/96-09/00	17 D (4EE1), X 17 D (4EE1)	44	1686	<b>AVX10X950</b>	PS
-------	-------------	----------------------------	----	------	------------------	----

					<b>AVX13X915</b>	ALT, AC
--	--	--	--	--	------------------	---------

					<b>AVX13X925</b>	ALT
--	--	--	--	--	------------------	-----

					<b>CT748</b>	CA
--	--	--	--	--	--------------	----

					<b>CT748K5</b>	CA, ⇨MTR-NO 855 805, ENGINE: Isuzu
--	--	--	--	--	----------------	------------------------------------

					<b>CT748K6</b>	CA, ENGINE: Isuzu, MTR-NO 855 806⇨
--	--	--	--	--	----------------	------------------------------------

<b>CORSA C (F08, F68, W5L) ↵</b>						
----------------------------------	--	--	--	--	--	--

1.0	09/00-06/03	Z 10 XE	43	973	<b>5PK1230</b>	ALT, (-AC)
-----	-------------	---------	----	-----	----------------	------------

					<b>5PK1355</b>	ALT, (AC)
--	--	--	--	--	----------------	-----------

					<b>5PK1355K1</b>	ALT, (AC)
--	--	--	--	--	------------------	-----------

					<b>AP9035</b>	
--	--	--	--	--	---------------	--





OPEL						
CORSA C (F08, F68, W5L)						
						<b>AP9082</b>
	06/03-12/09	Z 10 XEP	44	998	  	<b>5PK1230</b> ALT, (AC) <b>5PK1355</b> ALT, (AC) <b>5PK1355K1</b> ALT, (AC)
1.2 Twinport	07/04-12/09	Z 12 XEP	59	1229	  	<b>5PK1230</b> ALT, (AC) <b>5PK1355</b> ALT, (AC), ⇨CH-NO 36152608 <b>5PK1355K1</b> ALT, (AC), ⇨CH-NO 36152608 <b>5PK1370</b> ALT, (AC), CH-NO 36152609⇨
1.2, 1.2 16V	09/00-	Z 12 XE	55	1199	    	<b>5PK1230</b> ALT, (AC) <b>5PK1355</b> ALT, (AC), CH-NO 23001843⇨, CH-NO 14148763⇨, ⇨CH-NO 44001048, 36152608 <b>5PK1355K1</b> ALT, (AC) <b>5PK1370</b> ALT, (AC), CH-NO 44001049⇨, CH-NO 36152609⇨, CH-NO 43xxxxx⇨ <b>AP9035</b> <b>AP9082</b>
1.3 CDTI, 1.3 CDTI 16V	06/03-	Z 13 DT	51	1248	    	<b>6PK1180</b> ALT, (AC) <b>6PK1180K1</b> ALT, (AC) <b>6PK1318</b> ALT, (AC) <b>6PK1318K2</b> ALT, (AC) <b>AP9035</b> <b>AP9082</b>
1.4	09/00-12/09	Z 14 XE	66	1389	           	<b>5PK1212</b> ALT, (AC) <b>5PK1212K1</b> ALT, (AC) <b>5PK940</b> ALT, (AC) <b>5PK940K1</b> ALT, (AC) <b>CT975</b> CA <b>CT975K3</b> CA <b>CT975WP1</b> CA, MTR-NO 02MZ5254⇨, 20U75999⇨ <b>CT975WP3</b> CA, ⇨MTR-NO 02MZ5253, 20U75998 <b>AP9003</b>
1.4 Twinport	06/03-12/09	Z 14 XEP	66	1364	 	<b>5PK1230</b> ALT, PS, (AC) <b>5PK1370</b> ALT, PS, (AC)
1.7 CDTI	06/03-12/09	Z 17 DTH	74	1686	           	<b>6PK1275</b> ALT, PS, (AC) <b>6PK1600</b> ALT, PS, (AC) <b>6PK1600D1</b> ALT, PS, (AC), MTR-CODE: Z17DTH <b>CT1014</b> CA, MTR-CODE: Z17DTH <b>CT1014K2</b> CA, MTR-CODE: Z17DTH <b>AP9044</b> <b>VD1068</b> <b>MS31</b> FOR ART-NO: VD1068
1.7 DI, 1.7 DI 16V, 1.7 DTI, 1.7 DTI 16V	09/00-	Y 17 DT, Y 17 DTL	48-55	1686	     	<b>6PK1250</b> ALT, (AC) <b>6PK1590</b> ALT, (AC) <b>CT1014</b> CA <b>CT1014K2</b> CA, MTR-NO 328705⇨ <b>CT1014K3</b> CA, ⇨MTR-NO 328704 <b>MS31</b>
1.8	09/00-12/09	Z 18 XE	92	1796	        	<b>5PK1212</b> ALT, (AC) <b>5PK1212K1</b> ALT, (AC) <b>5PK940</b> ALT, (AC) <b>5PK940K1</b> ALT, (AC) <b>CT975</b> CA <b>CT975K3</b> CA <b>CT975WP2</b> CA <b>AP9003</b>
CORSA D						
1.0	07/06-	A 10 XEP, Z 10 XEP	44-48	998	  	<b>5PK1230</b> ALT, (AC) <b>5PK1355</b> ALT, (AC) <b>5PK1355K1</b> ALT, (AC)
1.2, 1.2 LPG	07/06-	Z 12 XEP	59	1229	 	<b>5PK1230</b> ALT, (AC) <b>5PK1355</b> ALT, (AC)



ContiTech



**OPEL**

CORSA D							
1.3 CDTI	06/10-	A 12 XEL, A 12 XER	51-63	1229	<b>5PK1355K1</b> <b>5PK1207</b> <b>5PK1334</b>	ALT, (AC) ALT, (AC) ALT, (AC)	
	07/06-	Z 13 DTH	66	1248	<b>6PK1180</b> <b>6PK1180K1</b> <b>6PK1318</b> <b>6PK1318K2</b> <b>6PK1330</b> <b>AP9035</b> <b>AP9082</b>	ALT, (AC) ALT, (AC) ALT, (AC), ⇨CH-NO 86182448 ALT, (AC), ⇨CH-NO 86182448 ALT, (AC), CH-NO 86182448⇨	
	06/10-	A 13 DTE, Z 13 DTE, A 13 DTR	70	1248	<b>6PK1180</b> <b>6PK1180K1</b> <b>6PK1217</b> <b>6PK1318</b> <b>6PK1318K2</b> <b>6PK1330</b> <b>6PK1360</b> <b>AP9035</b>	ALT, (AC), (-START-STOP) ALT, (AC), (-START-STOP) ALT, (AC), (START-STOP) ALT, (AC), (-START-STOP), ⇨CH-NO 94042918 ALT, (AC), ⇨CH-NO 94042918, (-START-STOP) ALT, (AC), (-START-STOP), CH-NO 94042919⇨ ALT, (AC), (START-STOP)	
	07/06-	Z 13 DTJ, A 13 DTC	55	1248	<b>6PK1180</b> <b>6PK1180K1</b> <b>6PK1217</b> <b>6PK1318</b> <b>6PK1318K2</b> <b>6PK1330</b> <b>6PK1360</b> <b>AP9035</b> <b>AP9082</b>	ALT, (AC), (-START-STOP) ALT, (AC), (-START-STOP) ALT, (AC), (START-STOP) ALT, (AC), (-START-STOP), ⇨CH-NO 94042918 ALT, (AC), ⇨CH-NO 94042918, (-START-STOP) ALT, (AC), (-START-STOP), CH-NO 94042919⇨ ALT, (AC), (START-STOP)	
	1.4	09/09-	A 14 XEL	64	1398	<b>5PK1207</b> <b>5PK1355</b> <b>5PK1355K1</b>	ALT, (AC) ALT, (AC) ALT, (AC)
		06/10-	A 14 XER	74	1398	<b>5PK1207</b> <b>5PK1334</b>	ALT, (AC) ALT, (AC)
		07/12-	A 14 NEL	88	1364	<b>5PK1207</b> <b>5PK1397</b>	ALT, (AC) ALT, (AC)
	1.4, 1.4 LPG	07/06-	Z 14 XEP	66	1364	<b>5PK1230</b> <b>5PK1355</b> <b>5PK1355K1</b>	ALT, (AC) ALT, (AC) ALT, (AC)
	1.6 Turbo	02/07-	Z 16 LEL, A 16 LEL, Z 16 LER, A 16 LER, B 16 LER	110-141	1598	<b>5PK1450</b> <b>5PK1546</b> <b>CT1077</b> <b>CT1077K1</b> <b>CT1077WP1</b> <b>VD1106</b>	ALT, (AC) ALT, (AC) CA CA CA
	1.7 CDTI	07/06-	Z 17 DTR	92	1686	<b>6PK1250</b> <b>6PK1613</b> <b>CT1178</b> <b>CT1178K1</b> <b>AP9044</b> <b>VD1117</b>	ALT, (AC) ALT, (AC) CA CA
	CORSA E						
	1.2	09/14-	B 12 XEL	51	1229	<b>5PK1207</b> <b>5PK1334</b>	ALT, (AC) ALT, (AC)
1.4 Turbo	09/14-	B 14 NEJ, B 14 NEH	74-110	1364	<b>5PK1207</b> <b>5PK1397</b>	ALT, (AC) ALT, (AC)	
1.4, 1.4 LPG	09/14-	B 14 XEJ, B 14 XEL	55-66	1398	<b>5PK1207</b> <b>5PK1334</b>	ALT, (AC) ALT, (AC)	
FRONTERA A (5_SUD2)							
2.0 i	03/92-10/98	X 20 SE, C 20 NE	85	1998	<b>AVX10X1000</b> <b>AVX10X1025</b> <b>AVX10X788</b> <b>6PK1725</b>	ALT, (AC), MTR-CODE: C20NE, FOR ALT: 90A ALT, (AC), MTR-CODE: C20NE, FOR ALT: 90A PS, ⇨12/1995 ALT, (AC), MTR-CODE: X20SE	





OPEL						
<b>FRONTERA A (5_SUD2)</b>						
					<b>6PK1725K1</b> <b>6PK2050</b> <b>CT720</b> <b>CT866</b> <b>CT866K1</b>	ALT, (AC), MTR-CODE: X20SE ALT, PS, AC, MTR-CODE: X20SE CA, ⇨ MTR-NO (14/25)142838, ⇨ 12/1992 CA, MTR-NO (14/25)142839⇨, 01/1993⇨ CA, MTR-CODE: C20NE, MTR-NO 14608701⇨, CA, MTR-CODE: X20SE
<b>FRONTERA B (6B_)</b>						
2.2 DTI	09/02-	Y 22 DTH	88	2171	<b>6PK1800</b> <b>6PK1900</b>	ALT, (AC) ALT, (AC)
	10/98-09/02	X 22 DTH, Y 22 DTH	85	2171	<b>6PK1805</b> <b>6PK1900</b> <b>6PK1900D1</b> <b>VD1031</b> <b>MS03</b>	ALT ALT, AC ALT, AC FOR ART-NO: VD1031
2.2 i	10/98-	Y 22 SE, X 22 SE	100	2198	<b>6PK1725</b> <b>6PK1725K1</b> <b>6PK1850</b> <b>CT924</b> <b>CT924K1</b>	ALT, (AC) ALT, (AC) ALT, (AC) CA CA
<b>GT Cabriolet</b>						
2.0	06/07-	Z 20 NHH, LNF	194	1998	<b>5PK1025</b>	ALT
<b>INSIGNIA</b>						
1.4 LPG	07/12-	A 14 NET	103	1364	<b>5PK1207</b> <b>5PK1397</b>	ALT, (AC) ALT, (AC)
1.6 Turbo	01/09-	A 16 LET	132	1598	<b>4PK643 ELAST</b> <b>6PK1453</b> <b>6PK1555</b> <b>CT1077</b> <b>CT1077K1</b> <b>CT1077WP1</b>	PS ALT, (AC) ALT, (AC) CA CA CA
1.8	07/08-	A 18 XER	103	1796	<b>4PK643 ELAST</b> <b>6PK1453</b> <b>6PK1555</b> <b>CT1077</b> <b>CT1077K1</b> <b>CT1077WP1</b>	PS ALT, (AC) ALT, (AC) CA CA CA
2.0 Biturbo CDTI, 2.0 Biturbo CDTI 4x4	01/12-	A 20 DTR	143	1956	<b>6PK1847 EXTRA</b> <b>6PK1900</b> <b>6PK1900</b> <b>CT1183</b>	ALT, (ELECTR PS), CH-NO C1000001⇨ ALT, ⇨CH-NO B1999999 ALT, (-ELECTR PS), CH-NO C1000001⇨ CA
2.0 CDTI, 2.0 CDTI 4x4	07/13-	A 20 DTH	120	1956	<b>6PK1847 EXTRA</b> <b>6PK1900</b> <b>CT1105</b> <b>CT1105K3</b> <b>CT1105WP2</b>	ALT, (ELECTR PS), CH-NO C1000001⇨ ALT, (-ELECTR PS) CA CA CA
	07/08-	A 20 DTC, A 20 DTL, A 20 DTE, A 20 DTJ, A 20 DT, A 20 DTH	81-118	1956	<b>6PK1847 EXTRA</b> <b>6PK1900</b> <b>6PK1900</b> <b>CT1105</b> <b>CT1105K3</b> <b>CT1105WP2</b>	ALT, (ELECTR PS), CH-NO C1000001⇨ ALT, ⇨CH-NO B1999999 ALT, (-ELECTR PS), CH-NO C1000001⇨ CA CA CA
2.0 Turbo	04/14-	A 20 NHT	184	1998	<b>6PK1980</b>	ALT
<b>KADETT C</b>						
1.2	08/73-07/79	12 N	40	1196	<b>AVX10X950</b>	ALT
<b>KADETT D (31_-34_, 41_-44_)</b>						
1.0	09/79-08/84	10 S	33	993	<b>AVX10X950</b>	ALT
<b>KADETT E (33_, 34_, 35_, 36_, 39_, 43_, 44_, 45_, 46_, 49_)</b>						
1.2	09/84-07/86	12 SC	40	1196	<b>AVX10X763</b> <b>AVX10X950</b> <b>CT526</b>	PS ALT CA
1.3 iCAT, 1.3 N, 1.3 S	09/84-08/91	C 13 N, 13 N, 13 NB, 13 S	44-55	1297	<b>AVX10X763</b> <b>AVX10X875</b>	PS ALT

OPEL



ContiTech



**OPEL**

KADETT E (33, 34, 35, 36, 39, 43, 44, 45, 46, 49)

					<b>CT504</b> <b>CT504WP1</b>	CA CA
1.4 i	01/90-08/91	C 14 NZ	44	1389	<b>AVX10X875</b> <b>AVX10X913</b> <b>CT558</b> <b>CT558WP1</b> <b>CT874</b> <b>CT874K1</b> <b>CT874WP2</b>	ALT, OE-NO 90169081, 90006259 ALT, OE-NO 90183440, 90351803 CA, ⇨MTR-NO (14/25)02J22349, (C14/C25) NZ19311737, (14/25)NV19307805 CA, ⇨MTR-NO 19311737, 02J22349 CA, MTR-NO (C14/C25)NZ19311738⇨, (14/25)02J22350⇨, (14/25)NV19307806⇨ CA, MTR-NO 19311738⇨ CA, MTR-NO 19311738⇨
1.4 S	09/89-08/91	C 14 SE	60	1389	<b>AVX10X875</b> <b>CT558</b> <b>CT558WP1</b> <b>CT874</b> <b>CT874K1</b> <b>CT874WP2</b>	ALT CA, ⇨MTR-NO 19311737 CA, ⇨MTR-NO 19311737 CA, MTR-NO 19311738⇨ CA, MTR-NO 19311738⇨ CA, MTR-NO 19311738⇨
	01/90-08/91	14 NV	55	1389	<b>AVX10X875</b> <b>AVX10X913</b> <b>CT558</b> <b>CT558WP1</b> <b>CT874</b> <b>CT874K1</b> <b>CT874WP2</b>	ALT, OE-NO 90006259, 90169081 ALT, OE-NO 90183440, 90351803 CA, ⇨MTR-NO 19307805, 02J22349 CA, ⇨MTR-NO 19307805, 02J22349 CA, MTR-NO 19307806⇨, 02J22350⇨ CA, MTR-NO 19307806⇨, 02J22350⇨ CA, MTR-NO 19307806⇨, 02J22350⇨
1.6 D	09/84-01/89	16 D, 16 DA	40	1598	<b>AVX10X763</b> <b>AVX10X813</b> <b>AVX10X913</b> <b>CT529</b> <b>CT529K1</b> <b>CT540</b> <b>CT540K1</b> <b>CT540WP1</b> <b>CT540WP1</b>	PS, ⇨MTR-NO (14/25)503745, (AUTOM), ⇨MTR-NO (14/25)478630, (MANL) PS, MTR-NO (14/25)503746⇨, (AUTOM), MTR-NO (14/25)478631⇨, (MANL) ALT CA, ⇨MTR-NO (14/25)498630, (MANL), ⇨MTR-NO (14/25)503756, (AUTOM) CA, MTR-CODE: 16D CA, MTR-NO (14/25)498631⇨, (MANL), MTR-NO (14/25)503757⇨, (AUTOM) CA, MTR-CODE: 16DA MTR-CODE: 16DA, (AUTOM), MTR-NO 14503757⇨ CA, MTR-CODE: 16DA, (MANL), MTR-NO 14498631⇨
1.6 i, 1.6 i CAT	09/86-08/91	E 16 NZ, C 16 LZ, C 16 NZ	55	1598	<b>AVX10X913</b> <b>AVX10X925</b> <b>5PK1010</b> <b>5PK975</b> <b>CT558</b> <b>CT558WP1</b> <b>CT874</b> <b>CT874K1</b> <b>CT874WP2</b>	ALT, ⇨CH-NO H2517837 ALT, CH-NO H2517838⇨ ALT, PS ALT, PS CA, ⇨MTR-NO 02J22349 CA, ⇨MTR-NO 02J22349 CA, MTR-NO 02J22350⇨ CA, MTR-NO 02J22350⇨ CA, MTR-NO 02J22350⇨
2.0 GSI	09/86-08/91	20 SEH	95	1998	<b>AVX10X800</b> <b>AVX10X925</b> <b>CT720</b> <b>CT720WP1</b>	PS ALT CA CA
<b>MERIVA</b>						
1.3 CDTI	09/03-05/10	Z 13 DTJ	55	1248	<b>6PK1180</b> <b>6PK1180K1</b> <b>6PK1318</b> <b>6PK1318K2</b> <b>AP9035</b> <b>AP9082</b>	ALT, (AC) ALT, (AC) ALT, (AC) ALT, (AC)
	04/05-05/10	Z 13 DT, Y 13 DT	51	1248	<b>6PK1180</b> <b>6PK1180K1</b> <b>6PK1318</b>	ALT, (AC) ALT, (AC) ALT, (AC)





OPEL						
<b>MERIVA</b>						
↔					∞ AP9082	ALT, (AC)
1.4 16V Twinport	07/04-05/10	Z 14 XEP	66	1364	∞ 5PK1230 ∞ 5PK1355 ∞ 5PK1355K1 ∞ 5PK1370	ALT, (AC) ALT, (AC), ⇨CH-NO 44001048 ALT, (AC), ⇨CH-NO 44001048 ALT, (AC), CH-NO 44001049⇨
1.6	05/03-05/10	Z 16 SE	64	1598	∞ 5PK1212 ∞ 5PK1212K1 ∞ 5PK940 ∞ 5PK940K1 CT874 CT874K1 CT874WP1	ALT, AC ALT, AC ALT, (AC) ALT, (AC) CA CA, MTR-CODE: Z16SE CA, MTR-CODE: Z16SE
	01/06-05/10	Z 16 XEP	77	1598	∞ 5PK1450 ∞ 5PK1546 CT1077 CT1077K1 CT1077WP1 VD1106	ALT, (AC) ALT, AC CA, MTR-CODE: Z16XEP, Z16LET CA CA
1.6 16V	05/03-01/06	Z 16 XE	74	1598	∞ 5PK1212 ∞ 5PK1212K1 ∞ 5PK940 ∞ 5PK940K1 CT975 CT975K3 CT975WP1	ALT, (AC) ALT, (AC) ALT, (AC) ALT, (AC) CA CA CA
1.7 CDTI	09/03-05/10	Z 17 DTH, Z 17 DT	74	1686	∞ 6PK1250 ∞ 6PK1275 ∞ 6PK1600 ∞ AP9044 ∞ VD1068 ∞ VD1117 MS31	ALT, (AC), MTR-CODE: Z17DT ALT, (AC), MTR-CODE: Z17DTH ALT, (AC), MTR-CODE: Z17DT ALT, PS, AC, MTR-CODE: Z17DTH CA, MTR-CODE: Z17DTH CA, MTR-CODE: Z17DTH, MTR-NO 328705⇨ CA, MTR-CODE: Z17DTH, ⇨MTR-NO 328704 CA, MTR-CODE: Z17DT CA, MTR-CODE: Z17DT MTR-CODE: Z 17 DTH MTR-CODE: Z 17 DT FOR ART-NO: VD1068
1.7 DTI	09/03-05/10	Y 17 DT	55	1686	∞ 6PK1250 ∞ 6PK1590 CT1014 CT1014K2 MS31	ALT, (AC) ALT, (AC) CA CA, MTR-CODE: Y17DT
1.8	05/03-05/10	Z 18 XE	92	1796	∞ 5PK1212 ∞ 5PK1212K1 ∞ 5PK940 ∞ 5PK940K1 CT975 CT975K3 CT975WP2	ALT, (AC) ALT, (AC) ALT, (AC) ALT, (AC) CA CA CA
<b>MERIVA B</b>						
1.3 CDTI	06/10-	A 13 DTC, A 13 DTE	55-70	1248	∞ 6PK1180 ∞ 6PK1180K1 ∞ 6PK1330 ∞ AP9035 ∞ AP9082	ALT, (AC) ALT, (AC) ALT, (AC) ALT, (AC)
1.4, 1.4 LPG	06/10-	A 14 XER, B 14 XER, A 14 NEL, B 14 NEL, A 14 NET, B 14 NET	74-103	1398	∞ 5PK1207 ∞ 5PK1397 ∞ 6PK1205 ∞ 6PK1400	ALT, (AC), CH-NO C4000001⇨ ALT, (AC), CH-NO C4000001⇨ ALT, (AC), ⇨CH-NO B4999999 ALT, (AC), ⇨CH-NO B4999999





OPEL

OPEL						
<b>MERIVA B</b>						
↔ 1.7 CDTI	06/10-	A 17 DT, A 17 DTC, A 17 DTI, A 17 DTS	74-96	1686	<b>6PK1244</b> <b>6PK1715</b> <b>CT1178</b> <b>CT1178K1</b> <b>VD1117</b>	ALT, (AC) ALT, (AC) CA CA
<b>MOKKA</b>						
1.4 4x4	06/12-	A 14 NET, B 14 NET	103	1364	<b>6PK1210</b>	ALT, (AC), (ELECTR PS)
1.6	06/12-	A 16 XER, B 16 XER	85	1598	<b>4PK643 ELAST</b> <b>6PK1453</b> <b>CT1077</b> <b>CT1077K1</b>	PS ALT, (AC) CA CA
1.7 CDTI, 1.7 CDTI 4x4	06/12-	A 17 DTS	96	1686	<b>6PK1244</b> <b>6PK1685</b> <b>CT1178</b> <b>CT1178K1</b>	ALT, (AC) ALT, (AC) CA CA
<b>MOVANO</b>						
2.3 CDTI FWD	05/10-	M9T 670, M9T 676, M9T 672, M9T 876	92	2298	<b>7PK1687</b> <b>7PK1970</b> <b>7PK1970</b> <b>7PK1970K1</b> <b>7PK1970K1</b>	ALT, (AC), (-POWER TAKE OFF) ALT, (AC) ALT, (AC), (POWER TAKE OFF) ALT, (AC) ALT, (AC), (POWER TAKE OFF)
2.3 CDTI, 2.3 CDTI FWD	02/12-	M9T 870, M9T 880	81-110	2298	<b>7PK1970</b> <b>7PK1970</b> <b>7PK1970K1</b> <b>7PK1970K1</b>	ALT, (AC), (POWER TAKE OFF) ALT, (AC) ALT, (AC), (POWER TAKE OFF) ALT, (AC)
<b>MOVANO (F9, J9)</b>						
2.2 DTI	09/00-	G9T 720, G9T 722, G9T 750	66	2188	<b>6PK1153</b> <b>6PK1795</b> <b>7PK1104</b>  <b>7PK1145</b>  <b>7PK1795</b> <b>7PK1795K1</b> <b>CT1046</b> <b>CT1046K1</b> <b>AP9039</b> <b>AP9047</b>	ALT, (AC), ⇨09/2003 ALT, (AC), ⇨09/2003 ALT, (AC), 10/2003⇨, (-POWER TAKE OFF), OE-NO 93186955, 4416361  ALT, (AC), 10/2003⇨, (-POWER TAKE OFF), OE-NO 9121108, 4405275 ALT, 10/2003⇨, (AC) ALT, (AC), 10/2003⇨ CA CA
2.5 CDTI	10/03-	G9U 650, G9U 632	88	2464	<b>7PK1113</b> <b>7PK1795</b>  <b>7PK1795K1</b>  <b>7PK1834</b>  <b>CT1046</b> <b>CT1046K1</b>	ALT, (AC), (-POWER TAKE OFF) ALT, (AC), (POWER TAKE OFF), OE-NO 4418675, 93195485  ALT, (AC), (POWER TAKE OFF), OE-NO 4418675, 93195485  ALT, (AC), (POWER TAKE OFF), OE-NO 4434612, 8200778717 CA CA
2.5 D	07/98-09/00	S8U 770, S8U 772	59	2499	<b>5PK1200</b> <b>6PK862</b> <b>6PK875</b> <b>CT1038</b> <b>CT1038K1</b> <b>CT1038K2</b>	AC ALT, ⇨MTR-NO 3053818 ALT, MTR-NO 3053819⇨ CA CA CA
2.5 DTI	10/01-	G9U 720, G9U 724, G9U 754	84	2463	<b>6PK1153</b> <b>6PK1795</b> <b>7PK1104</b>  <b>7PK1145</b>  <b>7PK1795</b>	ALT, (AC), ⇨09/2003 ALT, (AC), ⇨09/2003 ALT, (AC), 10/2003⇨, (-POWER TAKE OFF), OE-NO 93186955, 4416361  ALT, (AC), 10/2003⇨, (-POWER TAKE OFF), OE-NO 9121108, 4405275 ALT, 10/2003⇨, (AC)







**OPEL**

MOVANO (F9, J9)					
					<b>7PK1795K1</b> ALT, (AC), 10/2003⇒ <b>CT1046</b> CA <b>CT1046K1</b> CA <b>AP9047</b> MTR-CODE: G9U 750 / G9U 754
2.5 DTi	10/03-	G9U 754	73	2463	<b>7PK1104</b> ALT, (AC), 10/2003⇒, (-POWER TAKE OFF), OE-NO 93186955, 4416361 <b>7PK1145</b> ALT, (AC), 10/2003⇒, (-POWER TAKE OFF), OE-NO 9121108, 4405275 <b>7PK1795</b> ALT, 10/2003⇒, (AC) <b>7PK1795K1</b> ALT, (AC), 10/2003⇒ <b>CT1046</b> CA <b>CT1046K1</b> CA
2.8 DTi	01/99-10/01	S9W 702, S9W 700	84	2799	<b>5PK1200</b> AC <b>6PK844</b> ALT, WP, ⇒MTR-NO 3053818 <b>6PK850</b> ALT, WP, MTR-NO 3053819⇒ <b>CT1034</b> CA <b>CT1034K1</b> CA
OMEGA A (16, 17, 19, 66, 67)					
2.0 i	09/86-03/94	C 20 NE	85	1998	<b>AVX10X1000</b> ALT, ⇒08/1992 <b>AVX10X1025</b> ALT, FOR ALT: 90A, ⇒08/1992 <b>AVX10X785</b> AC, ⇒08/1992, (PS) <b>AVX10X800</b> PS, ⇒08/1992 <b>AVX10X813</b> AC, ⇒08/1992 <b>6PK1725</b> ALT, PS, 08/1992⇒ <b>6PK1900</b> ALT, PS, AC, 08/1992⇒ <b>CT720</b> CA, ⇒MTR-NO (14/25)608700 <b>CT720WP1</b> CA, ⇒MTR-NO 14608700 <b>CT866</b> CA, MTR-NO (14/25)608701⇒ <b>CT866K1</b> CA, MTR-NO 14608701⇒
OMEGA B (21, 22, 23, 25, 26, 27)					
2.0	03/94-09/99	X 20 SE	85	1998	<b>6PK1725</b> ALT, (AC) <b>6PK1725K1</b> ALT, (AC) <b>6PK1900</b> ALT, (AC) <b>6PK1900K1</b> ALT, (AC) <b>CT866</b> CA <b>CT866K1</b> CA
2.0 16V	03/94-09/99	X 20 XEV	100	1998	<b>6PK1725</b> ALT, (AC) <b>6PK1725K1</b> ALT, (AC) <b>6PK1900</b> ALT, (AC) <b>6PK1900K1</b> ALT, (AC) <b>CT870</b> CA <b>CT870K1</b> CA <b>CT870WP2</b> CA
2.2 16V	09/99-07/03	Y 22 XE, Z 22 XE	106	2198	<b>6PK1725</b> ALT, (AC) <b>6PK1725K1</b> ALT, (AC) <b>6PK1900</b> ALT, (AC) <b>6PK1900K1</b> ALT, (AC) <b>CT924</b> CA <b>CT924K1</b> CA <b>CT924WP1</b> CA
2.5 V6	03/94-09/00	X 25 XE	125	2498	<b>6PK1900</b> ALT, WP, PS <b>6PK2020</b> ALT, WP, AC, PS, CH-NO S1059679⇒ <b>6PK2260</b> ALT, WP, AC, PS, ⇒CH-NO S1059678 <b>CT884</b> CA, ⇒08/1998, ⇒MTR-NO 08300418 <b>CT884K1</b> CA, ⇒MTR-NO 08300418 <b>CT990</b> CA, 09/1998⇒, MTR-NO 08300419⇒ <b>CT990K1</b> CA, MTR-NO 08300419⇒, ⇒MTR-NO 08578511 <b>CT990K2</b> CA, MTR-NO 08578512⇒
3.0 V6	04/94-02/01	X 30 XE	155	2962	<b>6PK1900</b> ALT, WP, PS <b>6PK2020</b> ALT, WP, AC, PS, CH-NO S1059679⇒ <b>6PK2260</b> ALT, WP, AC, PS, ⇒CH-NO S1059678

OPEL



OPEL

OPEL						
<b>OMEGA B (21_, 22_, 23_, 25_, 26_, 27_)</b>						
↔					<b>CT884</b> <b>CT884K1</b> <b>CT990</b> <b>CT990K1</b> <b>CT990K2</b>	CA, ↔08/1998, ↔MTR-NO 08300418 CA, ↔MTR-NO 08300418 CA, 09/1998↔, MTR-NO 08300419↔ CA, MTR-NO 08300419↔, ↔MTR-NO 08576442 CA, MTR-NO 08576443↔
<b>REKORD E (17_, 19_, 11_, 14_, 16_)</b>						
2.0 S	08/77-08/86	20 S	74	1979	<b>AVX10X1075</b> <b>AVX10X875</b> <b>AVX10X888</b> <b>AVX10X900</b>	PS, AC PS ALT, MTR-NO 20S665091↔ ALT, ↔MTR-NO 20S665090
<b>SIGNUM</b>						
1.9 CDTI	04/04-	Z 19 DTH	110	1910	<b>6PK1050</b> <b>6PK1050D1</b> <b>6PK1413</b> <b>6PK1413D2</b> <b>CT1105</b> <b>CT1105K3</b> <b>CT1105WP2</b> <b>AP9017</b> <b>AP9028</b> <b>VD1065</b> <b>VD1067</b> <b>MS30</b>	ALT, (AC) ALT, (AC), CH-NO 71021892↔ ALT, (AC) ALT, (AC), CH-NO 71021892↔ CA, MTR-CODE: Z19DTH CA, MTR-CODE: Z19DTH CA, MTR-CODE: Z19DTH ↔CH-NO 71021891 CH-NO 71021892↔ FOR ART-NO: VD1067, VD1065, ↔MTR-NO 17205096
2.2 direct	05/03-	Z 22 YH	114	2198	<b>5PK1030</b> <b>5PK880</b>	ALT, (AC) ALT, (AC)
2.2 DTI	05/03-	Y 22 DTR	92	2171	<b>6PK1805</b> <b>6PK1880</b> <b>VD1031</b> <b>MS03</b>	ALT, (AC) ALT, (AC) FOR ART-NO: VD1031
<b>SINTRA</b>						
2.2 i 16V	11/96-04/99	X 22 XE	104	2198	<b>6PK1725</b> <b>6PK1725K1</b> <b>6PK1900</b> <b>6PK1900K1</b> <b>CT924</b> <b>CT924K1</b> <b>CT924WP1</b>	ALT, (AC) ALT, (AC) ALT, (AC) ALT, (AC) CA CA CA
<b>TIGRA (95_)</b>						
1.4 16V	07/94-12/00	X 14 XE	63-66	1389	<b>6PK1530</b> <b>6PK1800</b> <b>6PK894</b> <b>CT873</b> <b>CT873K1</b> <b>CT873WP4</b>	ALT, PS, MTR-CODE: X14XE ALT, PS, AC, MTR-CODE: X14XE ALT, MTR-CODE: X14XE CA, MTR-CODE: X14XE CA, MTR-CODE: X14XE CA, MTR-CODE: X14XE
1.6 16V	07/94-08/98	X 16 XE	78	1598	<b>6PK1530</b> <b>6PK1800</b> <b>6PK894</b> <b>CT873</b> <b>CT873K1</b> <b>CT873WP4</b>	ALT, PS ALT, AC ALT CA CA CA
<b>TIGRA TwinTop</b>						
1.4	06/04-	Z 14 XEP	66	1364	<b>5PK1230</b> <b>5PK1370</b>	ALT, PS, (AC) ALT, PS, AC
1.8	06/04-	Z 18 XE	92	1796	<b>5PK1212</b> <b>5PK1212K1</b> <b>5PK940</b> <b>5PK940K1</b> <b>CT975</b> <b>CT975K3</b> <b>CT975WP2</b>	ALT, (AC) ALT, (AC) ALT, (AC) ALT, (AC) CA CA CA





ContiTech



**OPEL**

TIGRA TwinTop  
1.6 i

	09/93-11/95	X 16 SZ	52	1598	<b>6PK1460</b> <b>6PK1800</b> <b>CT558</b> <b>CT558WP1</b> <b>CT874</b> <b>CT874K1</b> <b>CT874WP2</b>	ALT ALT, AC CA, ⇨MTR-NO 02J22349 CA, ⇨MTR-NO 02J22349, 19307805 CA, MTR-NO 02J22350⇨ CA, MTR-NO 02J22350⇨ CA, MTR-NO 02J22350⇨, 19307806⇨
	09/88-11/95	C 16 NZ, E 16 NZ, C 16 NZ2	55	1598	<b>AVX10X913</b> <b>AVX13X875</b> <b>5PK975</b> <b>5PK990</b>  <b>6PK1460</b> <b>6PK1725</b> <b>6PK1725K1</b> <b>6PK1800</b> <b>6PK1900</b> <b>6PK1900K1</b> <b>CT558</b> <b>CT558WP1</b> <b>CT874</b> <b>CT874K1</b> <b>CT874WP2</b>	ALT, ⇨08/1992, MTR-CODE: C16NZ AC, ⇨08/1992, MTR-CODE: C16NZ ALT, (PS), ⇨CH-NO M1169325, MTR-CODE: C16NZ ALT, (PS), CH-NO M1169326⇨, ⇨08/1992, MTR-CODE: C16NZ  ALT, (-PS), (-AC), 09/1992⇨, MTR-CODE: C16NZ ALT, (-AC), MTR-CODE: C16NZ2 ALT, (-AC), MTR-CODE: C16NZ2 ALT, (-PS), (-AC), 09/1992⇨, MTR-CODE: C16NZ WP, (AC), MTR-CODE: C16NZ2 ALT, (AC), MTR-CODE: C16NZ2 CA, ⇨MTR-NO 02J22349, 19307805 CA, ⇨MTR-NO 02J22349, 19307805 CA, MTR-NO 02J22350⇨, 19307806⇨ CA, MTR-NO 02J22350⇨, 19307806⇨ CA, MTR-NO 02J22350⇨, 19307806⇨
1.6 i CAT	09/88-11/95	C 16 NZ, C 16 NZ2	55	1598	<b>AVX10X913</b> <b>AVX13X875</b> <b>5PK975</b>  <b>5PK990</b>  <b>6PK1460</b> <b>6PK1725</b> <b>6PK1725K1</b> <b>6PK1800</b> <b>6PK1900</b> <b>6PK1900K1</b> <b>CT558</b> <b>CT558WP1</b> <b>CT866</b> <b>CT866K1</b> <b>CT874</b> <b>CT874K1</b> <b>CT874WP2</b>	ALT, ⇨08/1992, MTR-CODE: C16NZ AC, ⇨08/1992, MTR-CODE: C16NZ ALT, PS, ⇨CH-NO M1169325, ⇨08/1992, MTR-CODE: C16NZ  ALT, PS, CH-NO M1169326⇨, ⇨08/1992, MTR-CODE: C16NZ  ALT, PS, 09/1992⇨, MTR-CODE: C16NZ ALT, (-AC), MTR-CODE: C16NZ2 ALT, (-AC), MTR-CODE: C16NZ2 ALT, PS, AC, 09/1992⇨, MTR-CODE: C16NZ ALT, (AC), MTR-CODE: C16NZ2 ALT, (AC), MTR-CODE: C16NZ2 CA, ⇨MTR-NO 02J22349, MTR-CODE: C16NZ CA, ⇨MTR-NO 02J22349, MTR-CODE: C16NZ CA, MTR-CODE: C16NZ2 CA, MTR-CODE: C16NZ2 CA, MTR-NO 02J22350⇨, MTR-CODE: C16NZ CA, MTR-CODE: C16NZ, MTR-NO 02J22350⇨ CA, MTR-CODE: C16NZ, MTR-NO 02J22350⇨
1.8 i CAT	03/90-11/95	C 18 NZ	66	1796	<b>AVX10X1000</b> <b>AVX10X800</b> <b>AVX10X925</b> <b>AVX13X875</b> <b>3PK690</b> <b>6PK1725</b> <b>6PK1725K1</b> <b>6PK1900</b> <b>6PK1900K1</b> <b>CT720</b> <b>CT720WP1</b> <b>CT866</b> <b>CT866K1</b>	ALT, FOR ALT: 90A, ⇨08/1992 PS, ⇨08/1992 ALT, FOR ALT: 70A, ⇨08/1992 AC, ⇨08/1992 PS, ⇨08/1992, (-AC) ALT, PS, 08/1992⇨, (-AC) ALT, PS, 08/1992⇨, (-AC) ALT, PS, AC, 08/1992⇨ ALT, PS, AC, 08/1992⇨ CA, ⇨MTR-NO (14/25)142838 CA, ⇨MTR-NO 14142838 CA, MTR-NO (14/25)142839⇨ CA, MTR-NO 14142839⇨
1.8 S	09/89-10/90	18 SV	66	1796	<b>AVX10X1000</b> <b>AVX10X800</b> <b>AVX10X925</b> <b>AVX13X875</b> <b>3PK690</b> <b>CT720</b>	ALT, FOR ALT: 90A PS ALT, FOR ALT: 70A AC PS, (-AC) CA, ⇨MTR-NO (14/25)142838





ContiTech



OPEL

TIGRA TwinTop

					<b>CT720WP1</b> <b>CT866</b>	CA, ⇨MTR-NO 14142838 CA, MTR-NO (14/25)142839⇨
2.0 i	09/88-10/90	20 NE	85	1998	<b>AVX10X1000</b> <b>AVX10X800</b> <b>AVX10X925</b> <b>AVX13X875</b> <b>3PK690</b> <b>CT720</b> <b>CT720WP1</b> <b>CT866</b>	ALT, FOR ALT: 90A PS ALT, FOR ALT: 70A AC PS, (AC) CA, ⇨MTR-NO (14/25)142838 CA, ⇨MTR-NO 14142838 CA, MTR-NO (14/25)142839⇨
2.0 i CAT	09/88-11/95	C 20 NE	85	1998	<b>AVX10X1000</b> <b>AVX10X800</b> <b>AVX10X925</b> <b>AVX13X875</b> <b>3PK690</b> <b>6PK1725</b> <b>6PK1725K1</b> <b>6PK1900</b> <b>6PK1900K1</b> <b>CT720</b> <b>CT720WP1</b> <b>CT866</b> <b>CT866K1</b>	ALT, FOR ALT: 90A, ⇨08/1992 PS, ⇨08/1992 ALT, FOR ALT: 70A, ⇨08/1992 AC, ⇨08/1992 PS, ⇨08/1992, (AC) ALT, (-AC), 08/1992⇨ ALT, (-AC), 08/1992⇨ ALT, (AC), 08/1992⇨ ALT, (AC), 08/1992⇨ CA, ⇨MTR-NO (14/25)142838 CA, ⇨MTR-NO 14142838 CA, MTR-NO (14/25)142839⇨ CA, MTR-NO 14608701⇨

VECTRA B (31\_, 36\_, 38\_)

1.6 i	10/95-04/02	X 16 SZR	55	1598	<b>6PK1460</b> <b>6PK1800</b> <b>CT874</b> <b>CT874K1</b> <b>CT874WP2</b>	ALT, PS ALT, PS, AC CA CA CA
1.6 i 16V	10/95-07/02	X 16 XEL, Y 16 XE, Z 16 XE	74	1598	<b>6PK1530</b> <b>6PK1800</b> <b>CT873</b> <b>CT873K1</b> <b>CT873WP1</b> <b>CT873WP4</b>	ALT ALT, AC CA CA CA, MTR-NO 02MZ5254⇨, 20U75999⇨ CA, ⇨MTR-NO 02MZ5253, 20U75998
1.7 TD	10/95-12/98	X 17 DT (TC4EE1)	60	1686	<b>AVX10X950</b> <b>AVX13X915</b> <b>AVX13X925</b> <b>CT748</b> <b>CT748K6</b>	PS ALT, AC ALT CA CA, ENGINE: Isuzu
1.8 i 16V	10/95-09/00	X 18 XE	85	1799	<b>6PK1725</b> <b>6PK1725K1</b> <b>6PK1900</b> <b>6PK1900K1</b> <b>CT870</b> <b>CT870K1</b> <b>CT870WP2</b>	ALT, (AC) ALT, (-AC) ALT, (AC) ALT, (AC) CA CA CA
	09/00-07/03	Z 18 XE	92	1796	<b>6PK1538</b> <b>6PK1800</b> <b>CT873</b> <b>CT873K1</b> <b>CT873WP2</b>	ALT ALT, AC CA CA CA
	10/95-09/00	X 18 XE1, Z 18 XEL	85	1796	<b>6PK1530</b> <b>6PK1725</b> <b>6PK1800</b> <b>6PK1900</b> <b>CT870</b> <b>CT870K1</b> <b>CT870WP2</b> <b>CT873</b> <b>CT873K1</b>	ALT, (AC), MTR-CODE: X18XE1 ALT, (-AC), MTR-CODE: X18XE ALT, (AC), MTR-CODE: X18XE1 ALT, (AC), MTR-CODE: X18XE CA, MTR-CODE: X18XE CA, MTR-CODE: X18XE CA, MTR-CODE: X18XE CA, MTR-CODE: X18XE1 CA, MTR-CODE: X18XE1





OPEL						
VECTRA B (31_, 36_, 38_) ↩						
2.0 DI 16V	11/96-04/02	X 20 DTL	60	1995	     	CA, MTR-CODE: X18XE1 ALT ALT ALT, AC ALT, AC FOR ART-NO: VD1031
2.0 DTI 16V	06/97-07/03	X 20 DTH, Y 20 DTH	74	1995	     	ALT ALT ALT, AC ALT, AC FOR ART-NO: VD1031
2.0 i 16V	10/95-09/00	X 20 XEV, C 20 SEL	100	1998	      	ALT, (AC) ALT, (AC) ALT, (AC) ALT, (AC) CA CA CA
2.2 DTI 16V	09/00-07/03	Y 22 DTR	88-92	2172	     	ALT ALT ALT, AC ALT, AC FOR ART-NO: VD1031
2.2 i 16V	09/00-04/02	Z 22 SE	108	2198	 	ALT, (AC) ALT, (AC)
2.5 i V6	10/95-09/00	X 25 XE	125	2498	     	ALT, WP, PS ALT, WP, AC, PS CA, ⇨ CH-NO W1285446, W5276825, W7154528, WL999999 CA, ⇨ CH-NO W1285446, W5276825, W7154528, WL999999 CA, CH-NO W1285447⇨, CH-NO W7154259⇨, CH-NO XL000001⇨ CA, CH-NO W1285447⇨, CH-NO W7154259⇨, CH-NO XL000001⇨
VECTRA C						
1.6	01/06-	Z 16 XEP	77	1598	      	ALT, (AC) ALT, (AC), ⇨ MTR-NO 51999999, 58999999 ALT, (AC), MTR-NO 61000001⇨ CA CA CA
1.6, 1.6 16V	06/04-	Z 16 XE	74	1598	       	ALT, (AC), ⇨ CH-NO 51058884, 48999999 ALT, (AC), CH-NO 51058885⇨, CH-NO 58xxxxx⇨ ALT, (AC) ALT, (AC) CA CA CA
1.8	01/06-	Z 18 XER	103	1796	      	ALT, (AC) ALT, (AC), ⇨ MTR-NO 51999999, 58999999 ALT, (AC), MTR-NO 61000001⇨ CA CA CA



ContiTech



OPEL

**OPEL**

VECTRA C						
↔ 1.8, 1.8 16V	04/02-	Z 18 XEL, Z 18 XE	81-90	1796	<b>5PK1240</b> <b>5PK1255</b> <b>5PK940</b> <b>5PK940K1</b> <b>CT975</b> <b>CT975K3</b> <b>CT975WP2</b> <b>AP9003</b>	ALT, (AC), ⇨CH-NO 51058884, 48999999 ALT, (AC), CH-NO 51058885⇨, CH-NO 58xxxxx⇨ ALT, (AC) ALT, (AC) CA CA CA
1.9 CDTI	04/04-	Z 19 DT	88	1910	<b>6PK1050</b> <b>6PK1413</b> <b>CT1106</b> <b>CT1106K1</b> <b>CT1106WP1</b> <b>AP9017</b> <b>AP9028</b> <b>VD1065</b> <b>MS30</b>	ALT, (-AC) ALT, AC CA, MTR-CODE: Z19DT CA, MTR-CODE: Z19DT CA, MTR-CODE: Z19DT  ⇨CH-NO 5545149 FOR ART-NO: VD1065, ⇨MTR-NO 17205096
		Z 19 DTH	110	1910	<b>6PK1050</b> <b>6PK1050D1</b> <b>6PK1413</b> <b>6PK1413D2</b> <b>CT1105</b> <b>CT1105K3</b> <b>CT1105WP2</b> <b>AP9017</b> <b>AP9028</b> <b>VD1065</b> <b>VD1067</b> <b>MS30</b>	ALT, (-AC) ALT, (AC), CH-NO 71021892⇨ ALT, AC ALT, AC, CH-NO 71021892⇨ CA, MTR-CODE: Z19DTH CA, MTR-CODE: Z19DTH CA, MTR-CODE: Z19DTH  ⇨CH-NO 71021891, 48999999 CH-NO 71021892⇨ FOR ART-NO: VD1067, VD1065, ⇨MTR-NO 17205096
2.0 DTI, 2.0 DTI 16V	04/02-	Y 20 DTH	74	1995	<b>6PK1805</b> <b>6PK1880</b> <b>VD1031</b> <b>MS03</b>	ALT, (-AC) ALT, AC  FOR ART-NO: VD1031
2.0 Turbo, 2.0 16V Turbo	03/03-	Z 20 NET	129	1998	<b>5PK1030</b> <b>5PK880</b>	ALT, AC ALT, (-AC)
2.2 16V, 2.2 direct	04/02-	Z 22 SE, Z 22 YH	108-114	2198	<b>5PK1030</b> <b>5PK880</b>	ALT, (AC) ALT, (-AC)
2.2 DTI, 2.2 DTI 16V	04/02-	Y 22 DTR	92	2172	<b>6PK1805</b> <b>6PK1880</b> <b>VD1031</b> <b>MS03</b>	ALT, (-AC) ALT, AC  FOR ART-NO: VD1031
VIVARO Box (E7, F7, J7)						
1.9 Di	08/01-	F9Q 774, F9Q 762	60	1870	<b>5PK1125</b> <b>5PK1125K1</b> <b>6PK1795</b> <b>6PK1795K1</b> <b>6PK1795K2</b> <b>CT1025</b> <b>CT1025K1</b> <b>CT1025WP2</b> <b>AP9039</b> <b>AP9043</b> <b>VD1101</b> <b>VD1118</b>	ALT, (-AC) ALT, (-AC) ALT, (AC) ALT, (AC), CH-NO C038058, C017158⇨ ALT, (AC), ⇨MTR-NO C038057, C017157 CA CA CA  (-AC) (-AC)
					08/06-	F9Q 762





**OPEL**

**VIVARO Box (E7, F7, J7)**

					<b>AP9039</b> <b>AP9043</b>	
1.9 DTI	08/01-	F9Q 760	74	1870	<b>5PK1125</b> <b>5PK1125K1</b> <b>6PK1795</b> <b>6PK1795K1</b> <b>CT1025</b> <b>CT1025K1</b> <b>CT1025WP2</b> <b>AP9039</b> <b>AP9043</b> <b>VD1101</b> <b>VD1118</b>	ALT, (-AC) ALT, (-AC) ALT, (AC) ALT, (AC) CA CA CA
2.0 16V, 2.0 ECOTEC	08/01-	F4R 720, F4R 820	86-88	1998	<b>5PK1125</b> <b>5PK1125K1</b> <b>6PK1795</b> <b>6PK1795K1</b> <b>CT1130</b> <b>AP9039</b> <b>AP9043</b>	ALT, (-AC), MTR-CODE: F4R 720, F4R 820 ALT, (AC), MTR-CODE: F4R 720, F4R 820 ALT, (AC), MTR-CODE: F4R 720, F4R 820 ALT, (AC), MTR-CODE: F4R 720, F4R 820 CA, MTR-CODE: F4R 720, F4R 820
2.0 CDTI	08/06-	M9R 630, M9R 692, M9R 780, M9R 782, M9R 784, M9R 786, M9R 788	66-84	1995	<b>7PK1687</b> <b>7PK1741</b> <b>7PK1741</b> <b>7PK1970</b> <b>7PK1970K1</b> <b>7PK1970K1</b> <b>7PK2000</b>	ALT, (-AC), (-POWER TAKE OFF), MTR-NO C012568⇨, MTR-CODE: M9R786 MTR-CODE: M9R786, ALT, (AC), (-POWER TAKE OFF), ⇨MTR-NO C012567 ALT, (AC), (-POWER TAKE OFF) ALT, (AC), (POWER TAKE OFF), OE-NO 93161809, 4431667 ALT, (AC), (POWER TAKE OFF) ALT, (AC), (POWER TAKE OFF), OE-NO 93161809, 4431667 ALT, (AC), (POWER TAKE OFF) ALT, (AC), (POWER TAKE OFF), OE-NO 93198427, 4434866
	01/06-	M9R 780, M9R 782	66-84	1995	<b>7PK1741</b> <b>7PK1970</b> <b>7PK1970</b> <b>7PK1970K1</b> <b>7PK1970K1</b> <b>7PK2000</b>	ALT, (AC), (-POWER TAKE OFF) ALT, (AC), (POWER TAKE OFF), OE-NO 93161809, 4431667 ALT, (AC), (POWER TAKE OFF) ALT, (AC), (POWER TAKE OFF), OE-NO 93161809, 4431667 ALT, (AC), (POWER TAKE OFF) ALT, (AC), (POWER TAKE OFF), OE-NO 93198427, 4434866
2.5 CDTI	08/06-	G9MB6, G9U 630	107	2463	<b>7PK1795</b> <b>7PK1795K1</b> <b>7PK1834</b> <b>CT1046</b> <b>CT1046K1</b> <b>AP9039</b> <b>AP9047</b>	ALT ALT, ⇨CH-NO 865723, (AC) ALT, (AC), (POWER TAKE OFF), OE-NO 4434612, 8200778717 CA CA MTR-CODE: G9U 630
2.5 DTI	05/03-	G9U 730	99	2463	<b>6PK1153</b> <b>6PK1795</b> <b>CT1046</b> <b>CT1046K1</b> <b>AP9039</b> <b>VD1109</b>	ALT, (AC), ⇨07/2006 ALT, (AC), ⇨07/2006 CA, ⇨07/2006 CA, ⇨07/2006 ⇨CH-NO C069549, (AC)
<b>ZAFIRA A (F75 )</b> 1.6 16V	04/99-06/05	X 16 XEL, Z 16 XE	74	1598	<b>5PK1212</b> <b>5PK1212</b> <b>5PK1212K1</b>	ALT, (AC) ALT, (AC), FOR ALT: 100A, CH-NO 22999999⇨, CH-NO 2H999999⇨ ALT, (AC)



ContiTech



OPEL

ZAFIRA A (F75.)



					<b>5PK1212K1</b> <b>5PK1255</b> <b>5PK940</b> <b>5PK940K1</b> <b>CT975</b> <b>CT975K2</b> <b>CT975K3</b> <b>CT975WP1</b> <b>CT975WP3</b>  <b>CT975WP6</b> <b>AP9003</b>	ALT, (AC), FOR ALT: 100A, CH-NO 22999999⇒, CH-NO 2H999999⇒ ALT, (AC), FOR ALT: 100A, ⇒CH-NO 12999999, 1H999999 ALT, (-AC) ALT, (-AC) CA CA, ⇒MTR-NO 02HL5117, 20041690 CA, MTR-NO 02HL5118⇒, 20041691⇒ CA, MTR-NO 02MV7225⇒, 20U75999⇒ CA, MTR-NO 02HL5118⇒, 20041691⇒, ⇒MTR-NO 02MV7224, 20U75998 CA, ⇒MTR-NO 02HL5117, 20041690
1.6 CNG	09/01-06/05	Z 16 YNG	71	1598	<b>5PK1212</b> <b>5PK1212K1</b> <b>5PK1255</b> <b>5PK940</b> <b>5PK940K1</b> <b>CT975</b> <b>CT975K3</b> <b>CT975WP1</b> <b>AP9003</b>	ALT, (AC), CH-NO 22999999⇒, CH-NO 2H999999⇒ ALT, (AC), CH-NO 22999999⇒, CH-NO 2H999999⇒ ALT, (AC), ⇒CH-NO 12999999, 1H999999 ALT, (-AC) ALT, (-AC) CA CA CA
1.8 16V	04/99-09/00	X 18 XE1	85	1796	<b>5PK1212</b> <b>5PK1255</b> <b>5PK940</b> <b>5PK940K1</b> <b>CT975</b> <b>CT975K2</b> <b>CT975K3</b> <b>CT975WP2</b> <b>CT975WP5</b> <b>AP9003</b>	ALT, (AC), FOR ALT: 120A ALT, (AC), FOR ALT: 100A MTR-CODE: Z18XE, ALT, (-AC) MTR-CODE: Z18XE, ALT, (-AC) CA CA, ⇒MTR-NO 02HL5117, 20041690 CA, MTR-NO 02HL5118⇒, 20041691⇒ CA, MTR-NO 02HL5118⇒, 20041691⇒ CA, ⇒MTR-NO 02HL5117, 20041690
	09/00-06/05	Z 18 XE	92	1796	<b>5PK1212</b> <b>5PK1212K1</b> <b>5PK1255</b> <b>5PK940</b> <b>5PK940K1</b> <b>CT975</b> <b>CT975K2</b> <b>CT975K3</b> <b>CT975WP2</b> <b>CT975WP5</b> <b>AP9003</b>	ALT, (AC), FOR ALT: 120A ALT, (AC), FOR ALT: 120A ALT, (AC), FOR ALT: 100A MTR-CODE: Z18XE, ALT, (-AC) MTR-CODE: Z18XE, ALT, (-AC) CA CA, ⇒MTR-NO 02HL5117, 20041690 CA, MTR-NO 02HL5118⇒, 20041691⇒ CA, MTR-NO 02HL5118⇒, 20041691⇒ CA, ⇒MTR-NO 02HL5117, 20041690
2.0 DI, 2.0 DI 16V, 2.0 DTI 16V	07/99-06/05	X 20 DTL, Y 20 DTH	60-74	1995	<b>6PK1800</b> <b>6PK1800D1</b> <b>6PK1863</b> <b>6PK1863D1</b> <b>6PK1873</b>  <b>6PK1873D1</b>  <b>6PK1873K3</b>  <b>VD1031</b> <b>MS03</b>	ALT, (-AC) ALT, (-AC) ALT, (AC), ⇒CH-NO 2H019030, 22109974 ALT, (AC), ⇒CH-NO 2H019030, 22109974 ALT, (AC), CH-NO 2H019031⇒, CH-NO 22109975⇒ ALT, (AC), CH-NO 2H019031⇒, CH-NO 22109975⇒ ALT, (AC), CH-NO 2H019031⇒, CH-NO 22109975⇒ FOR ART-NO: VD1031
2.2 16V	09/00-06/05	Z 22 SE	108	2198	<b>5PK1030</b> <b>5PK880</b>	ALT, (AC) ALT, (-AC)
2.2 DTI 16V	01/02-06/05	Y 22 DTR	92	2172	<b>6PK1805</b>	ALT, (AC), MTR-CODE: Y22DTR







OPEL						
<b>ZAFIRA A (F75.)</b>						
					<b>6PK1863</b> <b>VD1031</b> <b>MS03</b>	ALT, (AC)  FOR ART-NO: VD1031
<b>ZAFIRA B (A05)</b>						
1.6	07/05-	Z 16 XEP, Z 16 XE1	77	1598	<b>5PK1450</b> <b>5PK1546</b> <b>CT1077</b> <b>CT1077K1</b> <b>CT1077WP1</b> <b>AP9003</b> <b>VD1106</b>	ALT, (AC) ALT, AC CA CA CA
	01/08-	Z 16 XER, A 16 XER	85	1598	<b>5PK1450</b> <b>5PK1546</b> <b>CT1077</b> <b>CT1077K1</b> <b>CT1077WP1</b> <b>VD1106</b>	ALT, (AC) ALT, (AC) CA CA CA
1.6 CNG	01/06-	Z 16 YNG	69	1598	<b>5PK1212</b> <b>5PK1212K1</b> <b>5PK940</b> <b>5PK940K1</b> <b>CT975</b> <b>CT975K3</b> <b>CT975WP1</b> <b>AP9003</b>	ALT, (AC) ALT, (AC) ALT, (AC) ALT, (AC) CA CA CA
1.6 CNG Turbo	02/09-	Z 16 XNT, A 16 XNT	110	1598	<b>5PK1546</b> <b>CT1077</b> <b>CT1077K1</b> <b>CT1077WP1</b>	ALT CA CA CA
1.7 CDTI	01/08-	A 17 DTJ, Z 17 DTJ, A 17 DTR	81-92	1686	<b>6PK1250</b> <b>6PK1605</b> <b>CT1178</b> <b>CT1178K1</b> <b>AP9044</b> <b>VD1117</b>	ALT, (AC) ALT, (AC) CA CA CA
1.8	07/05-	Z 18 XER, A 18 XER	103	1796	<b>5PK1450</b> <b>5PK1546</b> <b>CT1077</b> <b>CT1077K1</b> <b>CT1077WP1</b>	ALT, (AC) ALT, (AC) CA CA CA
	06/13-	A 18 XEL	88	1796	<b>6PK1453</b> <b>CT1077</b> <b>CT1077K1</b> <b>CT1077WP1</b>	ALT, (AC) CA CA CA
1.9 CDTI	07/05-	Z 19 DTH	110	1910	<b>6PK1050</b> <b>6PK1050D1</b> <b>6PK1370</b> <b>6PK1370D1</b> <b>6PK1370K1</b> <b>6PK1380</b> <b>CT1105</b> <b>CT1105K3</b> <b>CT1105WP2</b> <b>AP9017</b> <b>AP9028</b> <b>VD1065</b> <b>VD1067</b> <b>MS30</b>	ALT, (AC) ALT, (AC), CH-NO 72156709⇨, CH-NO 7G150346⇨ ALT, (AC), ⇨CH-NO 72212298, 7G150345 ALT, (AC), CH-NO 72156709⇨, CH-NO 75189053⇨, CH-NO 78104401⇨, OE-NO 93 185 361 ALT, (AC), ⇨CH-NO 72212298, 7G150345 ALT, (AC), CH-NO 72212299⇨, CH-NO 7G150346⇨ CA, MTR-CODE: Z19DTH CA, MTR-CODE: Z19DTH CA, MTR-CODE: Z19DTH ⇨CH-NO 72156708, 7G150345 CH-NO 72156709⇨, CH-NO 7G150346⇨ FOR ART-NO: VD1067, VD1065, ⇨MTR-NO



ContiTech



**OPEL**

**ZAFIRA B (A05)**

		Z 19 DT, Z 19 DTL	74-88	1910	<b>6PK1050</b> <b>6PK1370</b> <b>6PK1370K1</b> <b>6PK1380</b> <b>CT1106</b> <b>CT1106K1</b> <b>CT1106WP1</b> <b>AP9017</b> <b>AP9028</b> <b>VD1065</b> <b>MS30</b>	17205096 ALT, (-AC) ALT, (AC), ⇨CH-NO 72207929, 7G150345 ALT, (AC), ⇨CH-NO 72207929, 7G150345 ALT, (AC), CH-NO 72212299⇨, CH-NO 7G150346⇨ CA CA CA ⇨CH-NO 5545149 FOR ART-NO: VD1065, ⇨MTR-NO 17205096
2.2	07/05-	Z 22 YH	110	2198	<b>5PK1030</b> <b>5PK880</b>	ALT, (AC) ALT, (-AC)

**ZAFIRA TOURER C (P12)**

1.4	10/11-	A 14 NET, B 14 NET	103	1364	<b>5PK1207</b> <b>5PK1397</b>	ALT, (AC) ALT, (AC)
2.0 BiTurbo CDTI	01/13-	A 20 DTR	143	1956	<b>6PK1893</b> <b>CT1183</b>	ALT CA
2.0 CDTi	10/11-	A 20 DTL, A 20 DTH, A 20 DT, Z 20 DTJ, Y 20 DTJ	81-121	1956	<b>6PK1893</b> <b>CT1105</b> <b>CT1105K3</b>	ALT, OE-NO 55577367 CA CA

**PEUGEOT**

<b>104</b>	1.1	08/80-06/88	109F (XW7)	37	1124	<b>AVX10X913</b>	ALT
<b>106 I (1A, 1C)</b>	1.0	09/91-04/96	TU9, CDY (TU9M)	33	954	<b>AVX10X710</b> <b>5PK1020</b> <b>5PK1020</b> <b>CT718</b> <b>CT718K1</b> <b>CT718WP1</b>	ALT ALT, PS, (-AC) ALT, AC CA CA CA, 01/1992⇨
			CDZ (TU9M)	37	954	<b>AVX10X715</b> <b>5PK1020</b> <b>CT718</b> <b>CT718K1</b> <b>CT718WP1</b>	ALT, (-AC) ALT, (AC) CA CA CA
	1.1	09/91-04/96	HDZ (TU1M)	44	1124	<b>AVX10X710</b> <b>5PK1020</b> <b>5PK1020</b> <b>CT1066</b> <b>CT1066K1</b> <b>CT718</b> <b>CT718K1</b> <b>CT718WP1</b>	ALT ALT, AC ALT, PS, (-AC) CA, MTR-NO 3762435⇨ CA, MTR-NO 3762435⇨ CA, ⇨MTR-NO 3762434 CA, ⇨MTR-NO 3762434 CA, ⇨MTR-NO 3762434
	1.4	09/91-04/96	KDX (TU3MC), KDY (TU3M)	55	1361	<b>AVX10X710</b> <b>5PK1020</b> <b>5PK1020</b> <b>CT607</b> <b>CT607K1</b> <b>CT607WP1</b> <b>CT744</b> <b>CT744</b> <b>CT744K1</b> <b>CT744WP1</b>	ALT ALT, PS, (-AC) ALT, AC CA, ⇨MTR-NO 50355042 CA, ⇨MTR-NO 50355042 CA, ⇨MTR-NO 50355042, (ALUMINUM ENGINE) CA, MTR-NO 50355043⇨ (XSI) CA, MTR-NO 50355043⇨ CA, MTR-NO 50355043⇨
			KFZ (TU3J2/Z)	69	1361	<b>AVX10X710</b> <b>5PK1020</b> <b>5PK1020</b> <b>CT607</b> <b>CT607K1</b>	ALT ALT, AC ALT, PS, (-AC) CA, ⇨MTR-NO 50355042 CA, ⇨MTR-NO 50355042





PEUGEOT						
<b>106 I (1A, 1C)</b>						
					<b>CT744</b> <b>CT744</b> <b>CT744K1</b> <b>CT744WP1</b>	CA, MTR-NO 50355043⇒ (XS) CA, MTR-NO 50355043⇒ CA, MTR-NO 50355043⇒
1.4 D	09/92-04/96	K9Y (TUD3Y)	37	1361	<b>AVX10X700</b> <b>5PK1020</b> <b>5PK698</b> <b>CT710</b> <b>CT710K1</b>	ALT, (AC), OE-NO 5750.53 ALT, (AC) ALT, (-AC), OE-NO 5750.D7 CA CA
1.5 D	06/94-04/96	VJY (TUD5)	40	1527	<b>5PK1020</b> <b>5PK775</b> <b>5PK962</b> <b>CT906</b> <b>CT906K1</b> <b>CT906WP1</b> <b>VD1085</b> <b>MS15</b>	ALT, (AC) ALT, (-PS) ALT, (PS) CA CA CA CA FOR ART-NO: VD1085
<b>106 II (1)</b>						
1.0 i	05/96-	CDY (TU9M), CDZ (TU9M)	33-37	954	<b>AVX10X710</b> <b>5PK1020</b> <b>5PK725</b> <b>CT1066</b> <b>CT1066K1</b> <b>CT718</b> <b>CT718K1</b> <b>CT718WP1</b>	ALT, FOR ALT: 70A ALT, AC ALT CA, MTR-NO 3762435⇒ CA, MTR-NO 3 762 435⇒ CA, ⇒MTR-NO 3762434 CA, ⇒MTR-NO 3762434 CA
1.1 i	05/96-	HDZ (TU1M), HFX (TU1JP)	44	1124	<b>AVX10X710</b> <b>5PK1020</b> <b>5PK725</b> <b>CT1066</b> <b>CT1066K1</b> <b>CT1066WP1</b> <b>CT718</b> <b>CT718K1</b> <b>CT718K1</b> <b>CT718WP1</b> <b>CT718WP1</b>	ALT ALT, AC ALT CA, MTR-NO 3762435⇒ CA, MTR-NO 3 762 435⇒, MTR-CODE: TU1JP CA, MTR-NO 3 762 435⇒, MTR-CODE: TU1JP CA, ⇒MTR-NO 3762434 TU1M CA, ⇒MTR-NO 3 762 434, MTR-CODE: TU1JP MTR-CODE: TU1M CA, MTR-CODE: TU1JP, ⇒MTR-NO 3 762 434
	01/97-	HDY (TU1M)	40	1124	<b>AVX10X710</b> <b>5PK1020</b> <b>5PK725</b> <b>CT1066</b> <b>CT1066K1</b> <b>CT718</b> <b>CT718K1</b> <b>CT718K1</b> <b>CT718WP1</b>	ALT ALT, AC ALT CA, MTR-NO 3762435⇒ CA, MTR-NO 3 762 435⇒ CA, ⇒MTR-NO 3762434 CA, ⇒MTR-NO 3 762 434 CA, ⇒MTR-NO 3 762 434
1.4 i	05/96-	KFX (TU3JP), KFW (TU3JP)	55	1360	<b>AVX10X710</b> <b>5PK1020</b> <b>5PK725</b> <b>CT1067</b> <b>CT1067K1</b> <b>CT1067WP1</b> <b>CT607</b> <b>CT607K1</b> <b>CT607WP1</b>	ALT ALT, AC ALT CA, MTR-NO 3666766⇒ CA, MTR-NO 3666766⇒ CA, MTR-NO 3666766⇒ CA, ⇒MTR-NO 3666765 CA, ⇒MTR-NO 3666765 CA, ⇒MTR-NO 3666765
1.5 D	05/96-	VJX (TUD5), VJY (TUD5)	40-42	1527	<b>5PK1030</b> <b>5PK775</b> <b>5PK962</b> <b>CT906</b> <b>CT906K1</b> <b>CT906K2</b>	ALT, AC ALT ALT, PS CA CA, MTR-CODE: TUD5 CA, MTR-CODE: TUD5B



ContiTech



**PEUGEOT**

Model	Year	Engine	Power (kW)	Power (hp)	Part Number	Notes
<b>106 II (1)</b>					<b>CT906WP1</b> <b>VD1085</b> <b>MS15</b>	CA, MTR-CODE: TUD5 FOR ART-NO: VD1085
1.6 i	05/96-	NFZ (TU5JP)	65	1587	<b>AVX10X710</b> <b>5PK1020</b> <b>5PK725</b> <b>CT744</b> <b>CT744K1</b> <b>CT744WP1</b>	ALT ALT, AC ALT CA CA CA
1.6 S16	05/96-	NFX (TU5J4)	87	1587	<b>5PK1054</b> <b>5PK775</b> <b>CT1065</b> <b>CT1065K2</b>	ALT, AC ALT CA CA
<b>106 Van (1.)</b>					<b>AVX10X715</b> <b>5PK1025</b> <b>CT718</b> <b>CT718K1</b> <b>CT718WP1</b>	ALT, (AC) ALT, (AC) CA CA CA
1.0	09/91-03/01	TU9, CDY (TU9M)	33	954		
<b>107</b>					<b>6PK1210</b> <b>6PK850</b>	ALT, AC ALT, (AC), MTR-CODE: 384F
1.0	06/05-	1KR (384 F)	50	998		
1.4 HDi	06/05-	8HT (DV4TD)	40	1398	<b>6PK800</b> <b>6PK800K1</b> <b>6PK962</b> <b>CT1063</b> <b>CT1063K1</b> <b>CT1063WP2</b> <b>AP9013</b> <b>AP9019</b> <b>VD1094</b> <b>MS08</b>	ALT, (AC) ALT, (AC) ALT, (AC) CA CA CA CA FOR ART-NO: VD1094
<b>108</b>					<b>6PK1060</b> <b>6PK848 ELAST</b> <b>AP9019</b>	ALT, (AC) ALT, (AC) MTR-CODE: EB2*
1.2	05/14-	HMT (EB2D)	60	1199		
<b>205 Box</b>					<b>AVX10X715</b> <b>4PK815</b> <b>4PK855</b> <b>CT718</b> <b>CT718K1</b> <b>CT718WP1</b>	ALT AC ALT, (AC) CA CA CA, (Alloy Eng. block)
1.1	08/87-07/90	H1B (TU1)	40	1124		
1.4	02/83-07/87		44	1360	<b>AVX10X913</b> <b>AVX10X925</b> <b>4PK962</b>	ALT, (AC) ALT, (AC) AC
1.7 Diesel	03/94-	161A (XUD7)	44	1769	<b>CT1061</b> <b>CT1061K2</b>	CA CA
<b>205 I (741A/C)</b>					<b>AVX10X913</b> <b>AVX10X925</b> <b>4PK962</b>	ALT ALT, (AC) AC
1.0	02/83-10/87	108C (XV8)	33	954		
1.1	02/83-10/87	109N (XW7)	36	1124	<b>AVX10X913</b> <b>AVX10X925</b> <b>4PK962</b>	ALT ALT, (AC) AC
1.4	02/83-10/87	150D (XY7), 150G (XY7)	44	1360	<b>AVX10X913</b> <b>AVX10X925</b> <b>4PK962</b>	ALT, (AC) ALT, (AC) AC
1.7 Diesel	08/83-10/87	161A (XUD7)	44	1769	<b>AVX10X550</b> <b>AVX10X613</b> <b>4PK1217</b> <b>4PK1230</b>	VACP PS ALT, (AC), CH-NO 5291414↔, OE-NO 5750.66 ALT, (AC), OE-NO 5750.78



PEUGEOT



ContiTech



**PEUGEOT**

205 I (741A/C)



					<b>4PK698</b> <b>4PK985</b> <b>CT1061</b> <b>CT1061K1</b> <b>CT1061WP2</b>	ALT, (AC) ALT, (AC), ⇨CH-NO 5291414 CA CA CA
--	--	--	--	--	--	--

205 II (20A/C)

1.0

10/87-09/98 TU9 33 954

<b>AVX10X710</b> <b>4PK810</b> <b>4PK855</b> <b>CT718</b> <b>CT718K1</b> <b>CT718WP1</b>	ALT AC ALT, (AC) CA CA CA, 01/1988⇨
---	--

1.1

10/87-10/90 109N (XW7) 36 1124

<b>AVX10X710</b> <b>4PK815</b> <b>4PK855</b> <b>CT718</b> <b>CT718K1</b>	ALT AC ALT, (AC) CA CA, MTR-CODE: TU9/TU1
--	---

10/87-09/98 H1B (TU1), HDZ (TU1M) 40-44 1124

<b>AVX10X710</b> <b>4PK810</b> <b>4PK855</b> <b>CT718</b> <b>CT718K1</b> <b>CT718WP1</b>	ALT AC ALT, (AC) CA CA CA
---	--

1.2

01/87-12/90 F1 47 1204

<b>AVX10X613</b> <b>AVX10X775</b>	PS ALT
--------------------------------------	-----------

1.4

06/87-12/89 K2B (TU3S) 62 1360

<b>AVX10X710</b> <b>4PK810</b> <b>4PK855</b> <b>CT607</b> <b>CT607K1</b> <b>CT607WP1</b>	ALT AC ALT, (AC) CA CA CA, 01/1988⇨
---	--

07/88-09/98 KDZ (TU3M), KDY (TU3M), KFX (TU3JP) 55 1361

<b>AVX10X710</b> <b>4PK810</b> <b>4PK855</b> <b>CT607</b> <b>CT607K1</b> <b>CT607K1</b> <b>CT607WP1</b> <b>CT607WP1</b> <b>CT744</b> <b>CT744K1</b>	ALT AC ALT, (AC) CA, ⇨01/1991 CA, MTR-CODE: TU3JP CA, MTR-CODE: TU3M, ⇨MTR-NO 50355042 CA, MTR-CODE: TU3JP CA, MTR-CODE: TU3M, ⇨MTR-NO 50355042 CA, 01/1991⇨ CA, MTR-CODE: TU3M, MTR-NO 50355043⇨
--	--

08/90-07/98 KDX (TU3MC), TU32 55 1360

<b>AVX10X715</b> <b>4PK815</b> <b>4PK855</b> <b>CT607</b> <b>CT607K1</b> <b>CT744</b> <b>CT744K1</b>	ALT, (AC) AC ALT, (AC) CA, OE-NO 0816.44 CA, OE-NO 0831.Q4 CA, OE-NO 0816.55 CA, OE-NO 0831.Q5
--	--

1.7 Diesel

07/87-09/98 161A (XUD7) 44 1769

<b>AVX10X550</b> <b>AVX10X613</b> <b>AVX10X650</b> <b>4PK1217</b> <b>4PK1230</b> <b>4PK698</b> <b>4PK985</b> <b>CT1061</b> <b>CT1061K1</b> <b>CT1061K2</b> <b>CT1061WP1</b> <b>CT1061WP2</b> <b>CT1061WP3</b>	VACP PS, ⇨06/1991 PS, 06/1991⇨ ALT, (AC), CH-NO 5291414⇨, OE-NO 5750.66 ALT, (AC), OE-NO 5750.78 ALT, (AC) ALT, (AC), ⇨CH-NO 5291414 CA CA, ⇨12/1993 CA, 01/1994⇨ CA, 01/1994⇨, ⇨01/1997 CA, ⇨12/1993 CA, 02/1997⇨
---	--





ContiTech



**PEUGEOT**

**205 II (20A/C)**  
1.8 XDT

08/90-05/97 XUD7T 58 1769

- 4PK1217** AC
- 4PK715** ALT
- CT1061** CA
- CT1061K1** CA, ⇨12/1993
- CT1061K2** CA, 01/1994⇨

1.9 GTI

10/87-09/98 D6B (XU9JA) 94 1905

- AVX10X613** PS
- 4PK698** ALT, (-PS)
- 4PK841** AC
- 4PK954** ALT, (PS)
- CT525** CA, ⇨01/1992
- CT525K1** CA, ⇨01/1992
- CT754** CA, 01/1992⇨
- CT754K1** CA, 02/1992⇨
- CT754WP1** CA, ORG-NO 5546⇨, 02/1992⇨

**206 / 206 CC (2A/C, 2D, 2E/K)**  
1.1

08/98-07/00 HFY (TU1JP) 40 1124

- 6PK1010** ALT, (-PS), (AC)
- 6PK1453** ALT, (PS), (-AC)
- 6PK1453K1** ALT, (PS), (-AC)
- 6PK1564** ALT, (PS), (AC)
- 6PK1564K2** ALT, (PS), (AC)
- CT1066** CA, MTR-CODE: TU1JP, MTR-NO 3 762 434⇨
- CT1066K1** CA, MTR-CODE: TU1JP, MTR-NO 3 762 434⇨
- CT1066WP1** CA, MTR-CODE: TU1JP, MTR-NO 3 762 434⇨
- CT718** CA, MTR-CODE: TU1JP, ⇨MTR-NO 3 762 433
- CT718K1** CA, MTR-CODE: TU1JP, ⇨MTR-NO 3 762 433
- CT718WP1** CA, MTR-NO 3 762 434⇨, MTR-CODE: TU1JP

1.1 i

09/98- HFZ (TU1JP), HFZ (TU1JP) 44 1124

- AVX10X710** ALT, (-PS), (-AC), FOR ALT: 80A, ⇨06/2002, ⇨ORG-NO 09366
- 5PK725** ALT, (-PS), (-AC), FOR ALT: 70A, ⇨01/2003, ⇨ORG-NO 09589
- 6PK1010** ALT, AC, (-PS)
- 6PK1453** ALT, PS, (-AC)
- 6PK1453K1** ALT, PS, (-AC)
- 6PK1560** ALT, (PS), (AC), ⇨ORG-NO 10394, ORG-NO 09276⇨, 04/2002⇨, ⇨04/2005
- 6PK1560K1** ALT, (PS), (AC), ⇨ORG-NO 10394, ORG-NO 09276⇨, 04/2002⇨, ⇨04/2005
- 6PK1564** ALT, (PS), (AC)
- 6PK1564K1** ALT, (PS), (AC), ORG-NO 10395⇨
- 6PK1564K2** ALT, (PS), (AC), ⇨ORG-NO 09275
- 6PK730** ALT, (-PS), (-AC), FOR ALT: 80A, 07/2002⇨, ORG-NO 09367⇨
- 6PK730** FOR ALT: 70A, 02/2003⇨, ORG-NO 09590⇨
- CT1066** CA, MTR-NO 3762435⇨
- CT1066K1** CA, MTR-NO 3 762 435⇨
- CT1066WP1** CA, MTR-NO 3 762 435⇨
- CT718** CA, ⇨MTR-NO 3762434
- CT718K1** CA, ⇨MTR-NO 3 762 434
- CT718WP1** CA, MTR-CODE: HFZ, ⇨MTR-NO 3 762 434
- VD1100** (-PS), (AC), ⇨ORG-NO 10191, MTR-CODE: TU1JP
- VD1100** (PS), (-STRONIC), ⇨ORG-NO 10191

1.4

07/02- KFW (TU3JP), KFW (TU3A) 55 1360

- 6PK1010** ALT, (PS), (AC)
- 6PK1453** ALT, (PS), (-AC)
- 6PK1453K1** ALT, (PS), (-AC)
- 6PK1560** ALT, (PS), (AC), ORG-NO 09276⇨, ⇨ORG-NO 10394, MTR-CODE: TU3JP, ⇨04/2005
- 6PK1560K1** ALT, (PS), (AC), ORG-NO 09276⇨, ⇨ORG-NO 10394, MTR-CODE: TU3JP, ⇨04/2005
- 6PK1564** ALT, (PS), (AC), ORG-NO 10395⇨
- 6PK1564K1** ALT, (PS), (AC), ORG-NO 10395⇨
- 6PK730** ALT, (-PS), (-AC)





ContiTech



**PEUGEOT**

206 / 206 CC (2A/C, 2D, 2E/K)



PEUGEOT

					<b>CT1067</b> <b>CT1067K1</b> <b>CT1067WP1</b> <b>CT607</b> <b>CT607K1</b> <b>CT607WP1</b>	CA, MTR-NO 3666766⇒ CA, MTR-NO 3666766⇒ CA, MTR-NO 3666766⇒ CA, ⇒MTR-NO 3666765 CA, ⇒MTR-NO 3666765 CA, ⇒MTR-NO 3666765
1.4 16V	10/03-	KFU (ET3J4)	65	1360	<b>6PK1225</b> <b>6PK1564</b> <b>6PK1564K1</b> <b>CT1101</b> <b>CT1101K1</b> <b>CT1101WP1</b> <b>VD1100</b>	ALT, (-AC) ALT, (-AC) ALT, (-AC) CA CA CA
1.4 HDi, 1.4 HDi eco 70	09/01-	8HX (DV4TD), 8HZ (DV4TD)	50	1398	<b>6PK1345</b> <b>6PK1345</b> <b>6PK1345K1</b> <b>6PK1345K1</b> <b>6PK1352</b> <b>6PK1352</b> <b>6PK1705</b> <b>6PK1705</b> <b>6PK1705K2</b> <b>6PK1705K2</b> <b>6PK1710</b> <b>6PK1710</b> <b>6PK1710K1</b> <b>6PK1710K1</b> <b>CT1063</b> <b>CT1063K1</b> <b>CT1063WP2</b> <b>AP9013</b> <b>AP9019</b> <b>AP9023</b> <b>AP9042</b> <b>VD1094</b> <b>VD1096</b> <b>MS08</b>	ALT, (-AC), ⇒ORG-NO 10541, 5#NAME? ALT, (-AC), ⇒ORG-NO 10527, 3#NAME? ALT, (-AC), ⇒09/2005, ⇒ORG-NO 10541, 5#NAME? ALT, (-AC), ⇒09/2005, ⇒ORG-NO 10527, 3#NAME? ALT, (-AC), ORG-NO 10542⇒, 5#NAME? ALT, (-AC), ORG-NO 10528⇒, 3#NAME? ALT, (-AC), ⇒ORG-NO 10541, 5#NAME? ALT, (-AC), ⇒ORG-NO 10527, 3#NAME? ALT, (-AC), ⇒ORG-NO 10541, 5#NAME? ALT, (-AC), ⇒ORG-NO 10527, 3#NAME? ALT, (-AC), ORG-NO 10542⇒, 5#NAME? ALT, (-AC), ORG-NO 10528⇒, 3#NAME? ALT, (-AC), ORG-NO 10528⇒, 3#NAME? ALT, (-AC), ORG-NO 10542⇒, 5#NAME? CA CA CA ⇒ORG-NO 10527 ORG-NO 10528⇒ FOR ART-NO: VD1094, VD1096
1.4 i	09/98-	KFX (TU3JP), KFW (TU3JP)	55	1360	<b>AVX10X710</b> <b>5PK725</b> <b>6PK1010</b> <b>6PK1453</b> <b>6PK1453K1</b> <b>6PK1560</b> <b>6PK1560K1</b> <b>6PK1564</b> <b>6PK1564K1</b> <b>6PK1564K2</b> <b>6PK730</b> <b>6PK730</b> <b>CT1067</b> <b>CT1067K1</b> <b>CT1067WP1</b> <b>CT607</b> <b>CT607K1</b> <b>CT607WP1</b>	ALT, (-PS), (-AC), FOR ALT: 80A, ⇒06/2002, ⇒ORG-NO 09366 ALT, (-PS), (-AC), FOR ALT: 70A, ⇒01/2003, ⇒ORG-NO 09589 ALT, (-PS), (-AC) ALT, (-PS), (-AC) ALT, (-PS), (-AC) ALT, (-PS), (-AC), ORG-NO 09276⇒, ⇒ORG-NO 10394, MTR-CODE: TU3JP, 04/2002⇒, ⇒04/2005 ALT, (-PS), (-AC), ORG-NO 09276⇒, ⇒ORG-NO 10394, MTR-CODE: TU3JP, 04/2002⇒, ⇒04/2005 ALT, (-PS), (-AC) ALT, (-PS), (-AC), ORG-NO 10395⇒ ALT, (-PS), (-AC), ⇒ORG-NO 09275 ALT, (-PS), (-AC), FOR ALT: 80A, 07/2002⇒, ORG-NO 09367⇒ ALT, (-PS), (-AC), FOR ALT: 70A, 02/2003⇒, ORG-NO 09590⇒ CA, MTR-NO 3666766⇒ CA, MTR-NO 3666766⇒ CA, MTR-NO 3666766⇒ CA, ⇒MTR-NO 3666765 CA, ⇒MTR-NO 3666765 CA, ⇒MTR-NO 3666765





ContiTech



**PEUGEOT**

206 / 206 CC (2A/C, 2D, 2E/K)



1.6 16V	09/00-	NFU (TU5JP4)	79-80	1587	<b>VD1100</b> (-PS), (AC), ⇨ORG-NO 10191, MTR-CODE: TU3JP <b>AVX10X710</b> ALT, (-PS), (-AC), FOR ALT: 80A, ⇨06/2002, ⇨ORG-NO 09366 <b>5PK725</b> ALT, (-PS), (-AC), FOR ALT: 70A, ⇨01/2003, ⇨ORG-NO 09589 <b>6PK1010</b> ALT, AC, (-PS) <b>6PK1453</b> ALT, PS, (-AC) <b>6PK1453K1</b> ALT, PS, (-AC) <b>6PK1560</b> ALT, (PS), (AC), ORG-NO 09276⇨, ⇨ORG-NO 10394, 04/2002⇨, ⇨04/2005 <b>6PK1560K1</b> ALT, (PS), (AC), ORG-NO 09276⇨, ⇨ORG-NO 10394, 04/2002⇨, ⇨04/2005 <b>6PK1564</b> ALT, (PS), (AC) <b>6PK1564K1</b> ALT, (PS), (AC), ORG-NO 10395⇨ <b>6PK1564K2</b> ALT, (PS), (AC), ⇨04/2002 <b>6PK730</b> FOR ALT: 70A, 02/2003⇨, ORG-NO 09590⇨ <b>6PK730</b> ALT, (-PS), (-AC), FOR ALT: 80A, 07/2002⇨, ORG-NO 09367⇨ <b>CT1065</b> CA <b>CT1065K1</b> CA, ORG-NO 0870181⇨, 0870188⇨, 0870183⇨, MTR-CODE: TU5JP4, ⇨MTR-NO 1806404 <b>CT1065K1</b> CA, ORG-NO 0870177⇨, 08701YN⇨, 0891178⇨, MTR-CODE: TU5JP4, ⇨MTR-NO 1850061 <b>CT1065K3</b> CA, ORG-NO 0870177⇨, 08701YN⇨, 0891178⇨, MTR-CODE: TU5JP4, MTR-NO 1850062⇨ <b>CT1065K3</b> CA, ORG-NO 0870181⇨, 0870188⇨, 0870183⇨, MTR-CODE: TU5JP4, MTR-NO 1806405⇨ <b>CT1065WP1</b> CA, ORG-NO 0870181⇨, 0870188⇨, 0870183⇨, MTR-CODE: TU5JP4, ⇨MTR-NO 1806404 <b>CT1065WP1</b> CA, ORG-NO 0870177⇨, 08701YN⇨, 0891178⇨, MTR-CODE: TU5JP4, ⇨MTR-NO 1850061 <b>CT1065WP2</b> CA, ORG-NO 0870177⇨, 08701YN⇨, 0891178⇨, MTR-CODE: TU5JP4, MTR-NO 1850062⇨ <b>CT1065WP2</b> CA, ORG-NO 0870181⇨, 0870188⇨, 0870183⇨, MTR-CODE: TU5JP4, MTR-NO 1806405⇨ <b>VD1100</b>
	1.6 HDi 110	05/04-	9HY (DV6TED4), 9HZ (DV6TED4)	80	1560
	04/05-	9HZ (DV6TED4)	80	1560	<b>6PK1090 ELAST</b> ALT, (AC), ORG-NO 10556⇨ <b>6PK780 ELAST</b> ALT, (-AC), ORG-NO 10556⇨ <b>6PK800</b> ALT, (AC), ⇨ORG-NO 10555 <b>6PK800K1</b> ALT, (AC), ⇨ORG-NO 10555, ⇨10/2005 <b>6PK976</b> ALT, (AC), ⇨ORG-NO 10555 <b>6PK976K1</b> ALT, (AC), ⇨ORG-NO 10555 <b>CT1092</b> CA <b>CT1092K1</b> CA <b>CT1092WP1</b> CA <b>AP9013</b>







**PEUGEOT**

206 / 206 CC (2A/C, 2D, 2E/K)



					<b>AP9019</b> <b>AP9023</b> <b>AP9042</b> <b>VD1094</b> <b>VD1096</b> <b>MS08</b>	⇒ORG-NO 10527 ORG-NO 10528⇒ FOR ART-NO: VD1094, VD1096
1.6 i	09/98-12/00	NFZ (TU5JP)	65	1587	<b>AVX10X710</b> <b>5PK725</b> <b>6PK1010</b> <b>6PK1453</b> <b>6PK1453K1</b> <b>6PK1560</b> <b>6PK1564</b> <b>6PK1564K2</b> <b>CT744</b> <b>CT744K1</b> <b>CT744WP1</b> <b>VD1100</b>	ALT, (-PS), (-AC), FOR ALT: 80A ALT, (-PS), (-AC), FOR ALT: 70A ALT, (-PS), (AC) ALT, (PS), (-AC) ALT, (PS), (-AC) ALT, (PS), (AC), ORG-NO 09276⇒, ⇒ORG-NO 10394 ALT, (PS), (AC) ALT, (PS), (AC), ⇒ORG-NO 09275, ORG-NO 10395⇒ CA CA CA (-PS), ⇒ORG-NO 10191
1.9 D	09/98-05/07	WJZ (DW8)	51	1868	<b>6PK1033</b> <b>6PK1390</b> <b>6PK1390K1</b> <b>6PK1440</b> <b>6PK1680</b> <b>6PK1733</b> <b>6PK869</b> <b>CT986</b> <b>CT986K2</b> <b>CT986WP2</b> <b>VD1080</b> <b>VD1097</b> <b>MS02</b> <b>MS14</b>	ALT, (-PS), (AC) ALT, (PS), (-AC), ⇒ORG-NO 08336 ALT, (PS), (-AC), ⇒ORG-NO 08336 ALT, (PS), (-AC), ORG-NO 08337⇒ ALT, (PS), (AC), ORG-NO 09520⇒ ALT, (PS), (AC), ⇒ORG-NO 09519 ALT, (-PS), (-AC) CA CA CA CA ORG-NO 09895⇒, (AC) ⇒ORG-NO 09894 FOR ART-NO: VD1080 FOR ART-NO: VD1097
2.0 HDi, 2.0 HDi 90	12/99-	RHY (DW10TD)	66	1997	<b>6PK1468</b> <b>6PK1468K1</b> <b>6PK1740</b> <b>6PK1740K1</b> <b>6PK1740K3</b> <b>6PK1743</b> <b>CT987</b> <b>CT987K2</b> <b>CT987WP2</b> <b>AP9013</b> <b>AP9019</b> <b>AP9023</b> <b>AP9038</b> <b>AP9042</b> <b>VD1080</b> <b>VD1095</b> <b>MS01</b>	ALT, (-AC) ALT, (AC) ALT, (AC), (SANDEN), ⇒ORG-NO 09366 ALT, (AC), ⇒ORG-NO 10767, ⇒04/2006 ALT, (AC), ORG-NO 10768⇒, 05/2006⇒ ALT, (AC), (DELPHI), ORG-NO 09367⇒ CA CA CA CA ⇒ORG-NO 09360 ORG-NO 09361⇒ FOR ART-NO: VD1080, VD1095
2.0 RC	07/03-	RFK (EW10J4S)	130	1997	<b>6PK1200</b> <b>6PK1725</b> <b>CT1110</b> <b>CT1110K2</b>	ALT, (-AC) ALT, (AC) CA, MTR-CODE: EW10J4S CA
2.0 S16	04/99-	RFR (DEW10J4), RFN (EW10J4)	99-100	1997	<b>6PK1200</b> <b>6PK1725</b> <b>6PK1725K2</b> <b>CT1138</b> <b>CT1138K1</b> <b>CT1138WP1</b>	ALT, (-AC) ALT, (AC) ALT, (AC), ⇒12/2004, ⇒ORG-NO 10264 CA CA CA
<b>206+ (T3E)</b> 1.1	01/09-	HFX (TU1JP), HFX	44	1124	<b>6PK1453</b>	ALT, (-AC)





ContiTech



**PEUGEOT**

206+ (T3E)



					<b>6PK1453K1</b> <b>6PK1564</b> <b>6PK1564K1</b> <b>CT1066</b> <b>CT1066K1</b> <b>CT1066WP1</b>	ALT, (-AC) ALT, (AC) ALT, (AC) CA, MTR-CODE: TU1A CA, MTR-CODE: TU1A CA, MTR-CODE: TU1A
1.4 HDi eco 70	01/09-	8HX (DV4TD), 8HZ (DV4TD)	50	1398	<b>6PK1360</b> <b>6PK1710</b> <b>6PK1710K1</b> <b>6PK976K1</b> <b>CT1063</b> <b>CT1063K1</b> <b>CT1063WP2</b> <b>CT1163</b> <b>CT1163K1</b> <b>AP9013</b> <b>AP9019</b> <b>AP9023</b> <b>AP9042</b> <b>VD1096</b> <b>MS08</b>	ALT, (-AC), MTR-CODE: DV4TD ALT, (AC), MTR-CODE: DV4TD ALT, (AC) ALT, (AC), MTR-CODE: DV4C CA, MTR-CODE: DV4TD CA, MTR-CODE: DV4TD CA, MTR-CODE: DV4TD CA, MTR-CODE: 8HR (DV4C) CA, MTR-CODE: 8HR (DV4C) FOR ART-NO: VD1096
1.4 i	01/09-	KFV (TU3A), KFW (TU3A)	55	1360	<b>6PK1453</b> <b>6PK1453K1</b> <b>6PK1564</b> <b>6PK1564K1</b> <b>CT1067</b> <b>CT1067K1</b> <b>CT1067WP1</b>	ALT, (-AC) ALT, (-AC) ALT, (AC) ALT, (AC) CA CA CA
	09/10-	KFT (TU3A)	54	1360	<b>6PK1453</b> <b>6PK1453K1</b> <b>6PK1564</b> <b>6PK1564K1</b> <b>CT1067</b> <b>CT1067K1</b>	ALT, (-AC) ALT, (-AC) ALT, (AC) ALT, (AC) CA CA
<b>207 (WA_, WC_, WD_, WK_)</b> 1.4	02/06-	KFV (TU3A)	53-54	1360	<b>6PK1050</b> <b>6PK1050K3</b> <b>6PK730</b> <b>CT1067</b> <b>CT1067K1</b> <b>CT1067WP1</b> <b>VD1100</b>	ALT, AC ALT, AC ALT, (-AC) CA, MTR-CODE: TU3AM CA, MTR-CODE: TU3AM CA, MTR-CODE: TU3AM
	08/08-	KFV (TU3A), KFW (TU3A)	55	1360	<b>6PK1050K3</b> <b>6PK1054</b> <b>6PK730</b> <b>CT1067</b> <b>CT1067K1</b> <b>CT1067WP1</b> <b>VD1100</b>	ALT, (AC) ALT, (AC) ALT, (-AC) CA CA CA
1.4 16V	02/06-	KFU (ET3J4)	65	1360	<b>6PK1050</b> <b>6PK1050K3</b> <b>6PK1070</b> <b>6PK730</b> <b>CT1101</b> <b>CT1101K1</b> <b>CT1101WP1</b> <b>VD1100</b>	ALT, (AC), →03/2008 ALT, (AC), →03/2008 ALT, (AC), 03/2008→ ALT, (-AC) CA, MTR-CODE: ET3J4 CA, MTR-CODE: ET3J4 CA, MTR-CODE: ET3J4
	06/07-	EP3, 8FS (EP3), EP3C	70	1397	<b>6PK684 ELAST</b> <b>6PK905 EXTRA</b> <b>6PK905 EXTRA K1</b> <b>AP9018</b>	ALT, (-AC) ALT, (AC) ALT, (AC)





ContiTech



**PEUGEOT**

207 (WA\_, WC\_, WD\_, WK\_)  
↔ 1.4 HDi

02/06-

8HZ (DV4TD),  
8HR (DV4C)

50

1398

- 6PK1090 ELAST**
- 6PK780 ELAST**
- 6PK800**
- 6PK976**
- 6PK976K1**
- CT1063**
- CT1063K1**
- CT1063WP2**
- CT1163**
- CT1163K1**
- AP9013**
- AP9019**
- AP9023**
- AP9042**
- VD1096**
- MS08**

ALT, (AC), ↔ORG-NO 11073  
ALT, (-AC), ↔ORG-NO 11073  
ALT, (-AC), ORG-NO 11074↔  
ALT, (AC), ORG-NO 11074↔  
ALT, (AC), ORG-NO 11074↔  
CA, MTR-CODE: DV4TD  
CA, MTR-CODE: DV4TD  
CA, MTR-CODE: DV4TD  
CA, MTR-CODE: DV4C  
CA, MTR-CODE: DV4C

FOR ART-NO: VD1096

1.6 HDi

02/06-

9HX (DV6ATED4),  
9HV (DV6TED4)

66

1560

- 6PK1090 ELAST**
- 6PK780 ELAST**
- 6PK800**
- 6PK976**
- 6PK976K1**
- CT1092**
- CT1092K1**
- CT1092WP1**
- AP9013**
- AP9019**
- AP9023**
- AP9042**
- VD1096**
- MS08**

ALT, (AC), ↔ORG-NO 11073  
ALT, (-AC), ↔ORG-NO 11073  
ALT, (-AC), ORG-NO 11074↔  
ALT, (AC), ORG-NO 11074↔  
ALT, (AC), ORG-NO 11074↔  
CA, MTR-CODE: DV6ATED4, DV6ATED4  
CA, MTR-CODE: DV6ATED4, DV6ATED4  
MTR-CODE: DV6ATED4, DV6ATED4, CA

FOR ART-NO: VD1096

9HY (DV6TED4),  
9HZ (DV6TED4)

80

1560

- 6PK1090 ELAST**
- 6PK780 ELAST**
- 6PK800**
- 6PK976**
- 6PK976K1**
- CT1092**
- CT1092K1**
- CT1092WP1**
- AP9013**
- AP9019**
- AP9023**
- AP9042**
- VD1096**
- MS08**

ALT, (AC), ↔ORG-NO 11073  
ALT, (-AC), ↔ORG-NO 11073  
ALT, (-AC), ORG-NO 11074↔  
ALT, (AC), ORG-NO 11074↔  
ALT, (AC), ORG-NO 11074↔  
CA, MTR-CODE: DV6ATED4, DV6ATED4  
CA, MTR-CODE: DV6ATED4, DV6ATED4  
MTR-CODE: DV6ATED4, DV6ATED4, CA

FOR ART-NO: VD1096

11/09-

9HP (DV6DTED)

68

1560

- 6PK800**
- 6PK976**
- 6PK976K1**
- CT1162**
- CT1162K1**
- CT1162WP1**
- AP9019**
- VD1096**
- MS08**

ALT, (AC)  
ALT, (AC)  
ALT, (AC)  
CA  
CA  
CA

FOR ART-NO: VD1096

1.6 HDi 110

08/09-

9HR (DV6C)

82

1560

- 6PK800**
- 6PK976**
- 6PK976K1**
- CT1162**
- CT1162K1**
- CT1162WP1**
- AP9019**
- VD1096**

ALT, (-AC)  
ALT, (AC)  
ALT, (AC)  
CA  
CA  
CA





ContiTech



PEUGEOT

**PEUGEOT**

207 (WA\_, WC\_, WD\_, WK\_) ↕

1.6 16V	02/06-	NFU (TU5JP4)	80	1587	<b>MS08</b> <b>6PK1050</b> <b>6PK1050K3</b> <b>6PK730</b> <b>CT1065</b> <b>CT1065K3</b> <b>CT1065WP2</b> <b>VD1100</b>	FOR ART-NO: VD1096 ALT, (AC) ALT, (AC) ALT, (AC) CA, MTR-CODE: TU5JP4 CA, MTR-CODE: TU5JP4 CA
1.6 16V VTi	02/07-	EP6, 5FS (EP6C), 5FW (EP6)	88	1598	<b>6PK684 ELAST</b> <b>6PK905 EXTRA</b> <b>6PK905 EXTRA K1</b> <b>AP9018</b>	ALT, (AC) ALT, (AC) ALT, (AC)
1.6 16V Turbo	02/06-	5FX (EP6DT)	110	1598	<b>6PK905 EXTRA</b> <b>6PK905 EXTRA K1</b> <b>AP9018</b>	ALT, (AC) ALT, (AC)
<b>207 CC (WA_, WC_, WD_, WK_)</b> 1.6 HDi	02/07-	9HZ (DV6TED4)	80	1560	<b>6PK1090 ELAST</b> <b>6PK780 ELAST</b> <b>6PK800</b> <b>6PK976</b> <b>6PK976K1</b> <b>CT1092</b> <b>CT1092K1</b> <b>CT1092WP1</b> <b>AP9013</b> <b>AP9019</b> <b>AP9023</b> <b>AP9042</b> <b>VD1096</b> <b>MS08</b>	ALT, (AC), ⇨ORG-NO 11073 ALT, (AC), ⇨ORG-NO 11073 ALT, (AC), ORG-NO 11074⇨ ALT, (AC), ORG-NO 11074⇨ ALT, (AC), ORG-NO 11074⇨ CA, MTR-CODE: DV6TED4, DV6ATED4 CA, MTR-CODE: DV6TED4, DV6ATED4 MTR-CODE: DV6TED4, DV6ATED4, CA
	08/09-	9HR (DV6C)	82	1560	<b>6PK800</b> <b>6PK976</b> <b>6PK976K1</b> <b>CT1162</b> <b>CT1162K1</b> <b>CT1162WP1</b> <b>AP9019</b> <b>VD1096</b> <b>MS08</b>	FOR ART-NO: VD1096 ALT, (AC) ALT, (AC) ALT, (AC) CA CA CA
1.6 16V	02/07-	EP6, 5FS (EP6C), 5FW (EP6)	88	1598	<b>6PK684 ELAST</b> <b>6PK905 EXTRA</b> <b>6PK905 EXTRA K1</b> <b>AP9018</b>	ALT, (AC) ALT, (AC) ALT, (AC)
1.6 16V Turbo	02/07-	5FX (EP6DT)	110	1598	<b>6PK905 EXTRA</b> <b>6PK905 EXTRA K1</b> <b>AP9018</b>	ALT, (AC) ALT, (AC)
<b>207 SW (WA_, WC_, WD_, WK_)</b> 1.4	06/07-	KFV (TU3A)	54	1360	<b>6PK1050</b> <b>6PK1050K3</b> <b>6PK730</b> <b>CT1067</b> <b>CT1067K1</b> <b>CT1067WP1</b> <b>VD1100</b>	ALT, (AC) ALT, (AC) ALT, (AC) CA CA CA
1.4 16V	06/07-	EP3, 8FS (EP3), EP3C	70	1397	<b>6PK684 ELAST</b> <b>6PK905 EXTRA</b> <b>6PK905 EXTRA K1</b> <b>AP9018</b>	ALT, (AC) ALT, (AC) ALT, (AC)
1.6 16V	06/07-	EP6, 5FS (EP6C), 5FW (EP6)	88	1598	<b>6PK684 ELAST</b> <b>6PK905 EXTRA</b> <b>6PK905 EXTRA K1</b>	ALT, (AC) ALT, (AC) ALT, (AC)





PEUGEOT						
207 SW (WA_, WC_, WD_, WK_) ↩						
1.6 HDi	06/07-	9HX (DV6ATED4)	66	1560	AP9018 6PK800 6PK976 6PK976K1 CT1092 CT1092K1 CT1092WP1 AP9013 AP9019 AP9023 AP9042 VD1096 MS08	ALT, (AC) ALT, (AC) ALT, (AC) CA CA CA CA CA CA FOR ART-NO: VD1096
		9HZ (DV6TED4)	80	1560	6PK800 6PK976 6PK976K1 CT1092 CT1092K1 CT1092WP1 AP9013 AP9019 AP9023 AP9042 VD1096 MS08	ALT, (AC) ALT, (AC) ALT, (AC) CA CA CA CA CA CA FOR ART-NO: VD1096
	08/09-	9HR (DV6C)	82	1560	6PK800 6PK976 6PK976K1 CT1162 CT1162K1 CT1162WP1 AP9019 VD1096 MS08	ALT, (AC) ALT, (AC) ALT, (AC) CA CA CA CA FOR ART-NO: VD1096
	11/09-	9HP (DV6DTEd)	68	1560	6PK800 6PK976 6PK976K1 CT1162 CT1162K1 CT1162WP1 AP9019 VD1096 MS08	ALT, (AC) ALT, (AC) ALT, (AC) CA CA CA CA FOR ART-NO: VD1096
<b>207 Van (WA_, WC_, WD_, WK_) ↩</b>						
1.4 HDi	04/07-	8HZ (DV4TD)	50	1398	6PK800 6PK976 CT1063 CT1063K1 CT1063WP2 AP9013 AP9019 AP9023 AP9042 VD1096	ALT, (AC), ORG-NO 11074⇔ ALT, (AC), ORG-NO 11074⇔ CA CA CA CA
	1.6 HDi	04/07-	9HX (DV6ATED4)	66	1560	6PK800 6PK976 CT1063 CT1063K1 CT1063WP2 AP9013 AP9019



ContiTech



**PEUGEOT**

207 Van (WA\_, WC\_, WD\_, WK\_)

					<b>AP9023</b> <b>AP9042</b> <b>VD1096</b>	
<b>208</b>						
1.0	03/12-	ZMZ (EB0)	50	999	<b>6PK1070</b> ALT, (AC) <b>6PK848 ELAST</b> ALT, (-AC) <b>AP9019</b>	
1.2	03/12-	HMZ (EB2F)	60	1199	<b>6PK1070</b> ALT, (AC) <b>6PK848 ELAST</b> ALT, (-AC) <b>AP9019</b>	
1.2 THP	01/13-	HNZ (EB2DT)	81	1199	<b>AP9019</b>	
1.4 Flex	01/13-		68	1449	<b>AP9018</b>	
1.4 HDi	03/12-	8HR (DV4C), 8HP (DV4C)	50	1398	<b>6PK1020 EXTRA</b> ALT, (START-STOP) <b>6PK1020 EXTRA K1</b> ALT, (START-STOP) <b>6PK800</b> ALT, (AC), (-START-STOP) <b>6PK976</b> ALT, (AC), (-START-STOP) <b>6PK976K1</b> ALT, (AC), (-START-STOP) <b>CT1163</b> CA <b>CT1163K1</b> CA <b>AP9019</b>	
1.4 VTi	03/12-	8FS (EP3), EP3C	70	1397	<b>6PK684 ELAST</b> ALT, (-AC) <b>6PK905 EXTRA</b> ALT, (AC) <b>6PK905 EXTRA K1</b> ALT, (AC) <b>AP9018</b>	
1.6	03/12-	5FS (EP6C)	88	1598	<b>6PK905 EXTRA</b> ALT, (AC) <b>6PK905 EXTRA K1</b> ALT, (AC) <b>AP9018</b>	
		EP6CDT, 5FV (EP6DT)	115	1598	<b>6PK684 ELAST</b> ALT, (-AC) <b>6PK905 EXTRA</b> ALT, (AC) <b>6PK905 EXTRA K1</b> ALT, (AC) <b>AP9018</b>	
1.6 Flex	01/13-	NFU (TU5JP4)	90	1587	<b>AP9018</b>	
1.6 GTi	10/14-		153	1598	<b>AP9018</b>	MTR-CODE: EP6CDTX / EP6FTX
	08/12-	5FU (EP6CDTX)	147	1598	<b>6PK905 EXTRA</b> ALT, (AC) <b>6PK905 EXTRA K1</b> ALT, (AC)	
1.6 HDi	03/12-	9HP (DV6DTED)	68	1560	<b>6PK1020 EXTRA</b> ALT, (START-STOP) <b>6PK1020 EXTRA K1</b> ALT, (START-STOP), (AC) <b>6PK976</b> ALT, (AC), (-START-STOP) <b>6PK976K1</b> ALT, (AC), (-START-STOP) <b>CT1162</b> CA <b>CT1162K1</b> CA <b>CT1162WP1</b> CA <b>AP9019</b> <b>VD1096</b> <b>MS08</b> FOR ART-NO: VD1096	
		9HD (DV6CTED)	84	1560	<b>6PK1020 EXTRA</b> ALT, (START-STOP) <b>6PK1020 EXTRA K1</b> ALT, (START-STOP), (AC), MTR-CODE: DV6C <b>CT1162</b> CA <b>CT1162K1</b> CA <b>CT1162WP1</b> CA <b>AP9019</b> <b>VD1096</b> <b>MS08</b> FOR ART-NO: VD1096	
1.6 HDi / BlueHDi 75	01/13-	9HK (DV6ETEDM), BHW (DV6FE)	55	1560	<b>6PK800</b> ALT, (-AC), (-START-STOP), MTR-CODE: DV6ETEDM, ALT, (AC), MTR-CODE: DV6FE <b>6PK962</b> ALT, (AC), MTR-CODE: DV6FE <b>6PK976</b> ALT, (AC), (-START-STOP), MTR-CODE: DV6ETEDM <b>CT1162</b> CA, MTR-CODE: DV6ETEDM <b>CT1162K1</b> CA, MTR-CODE: DV6ETEDM <b>CT1162WP1</b> CA, MTR-CODE: DV6ETEDM <b>AP9019</b>	





**PEUGEOT**

<b>208</b>	1.6 THP 165	03/15-		121	1598		<b>AP9018</b>	MTR-CODE: EP6CDT / EP6FDT	
<b>301</b>	1.2 VTi 72	11/12-	HMY (EB2M)	53	1199		<b>6PK1070</b>	ALT, (AC)	
							<b>6PK848 ELAST</b>	ALT, (AC)	
							<b>AP9019</b>		
	1.6 HDi 90	11/12-	9HF (DV6DTED)	68	1560		<b>6PK800</b>	ALT, (AC)	
							<b>6PK962</b>	ALT, (AC)	
							<b>CT1162</b>	CA	
							<b>CT1162K1</b>	CA	
							<b>CT1162WP1</b>	CA	
							<b>AP9019</b>		
							<b>VD1096</b>		
	1.6 VTi 115	11/12-	NFP (EC5)	85	1587		<b>6PK730</b>	ALT, (AC)	
							<b>CT1065</b>	CA	
							<b>CT1065K3</b>	CA	
							<b>CT1065WP2</b>	CA	
<b>306 Hatchback (7A, 7B, 7C, 7D, 7E, N3, N5)</b>									
1.4		05/93-05/01	KDX (TU3MC), KFX (TU3JP), KFW (TU3JP)	55	1360		<b>AVX10X710</b>	ALT, (-PS), (-AC)	
							<b>4PK855</b>	ALT, (AC), MTR-CODE: TU3JP	
							<b>4PK855</b>	ALT, (AC), MTR-CODE: TU3MC	
							<b>5PK1255</b>	PS, (AC), MTR-CODE: TU3MC	
							<b>5PK805</b>	AC, (-PS)	
							<b>5PK880</b>	PS, (-AC)	
							<b>CT1067</b>	CA, MTR-NO 3666766⇒	
							<b>CT1067K1</b>	CA, MTR-NO 3666766⇒	
							<b>CT1067WP1</b>	CA, MTR-NO 3666766⇒	
							<b>CT607</b>	CA, ⇒MTR-NO 3666765	
							<b>CT607K1</b>	CA, ⇒MTR-NO 3666765	
							<b>CT607WP1</b>	CA, ⇒MTR-NO 3666765	
		03/97-04/02	KFX (TU3JP), KFW (TU3JP)	55	1360		<b>AVX10X710</b>	ALT, (-PS), (-AC)	
							<b>4PK855</b>	ALT, (AC), (PS)	
							<b>5PK1255</b>	PS, AC	
							<b>5PK805</b>	AC, (-PS)	
							<b>5PK880</b>	PS, (-AC)	
							<b>CT1067</b>	CA, MTR-NO 3666766⇒	
							<b>CT1067K1</b>	CA, MTR-NO 3666766⇒	
							<b>CT1067WP1</b>	CA, MTR-NO 3666766⇒	
							<b>CT607</b>	CA, ⇒MTR-NO 3666765	
							<b>CT607K1</b>	CA, ⇒MTR-NO 3666765	
							<b>CT607WP1</b>	CA, ⇒MTR-NO 3666765	
	1.4 SL	06/94-05/01	KDX (TU3MC), KFX (TU3JP), KFW (TU3JP)	55	1360		<b>AVX10X710</b>	ALT, (-PS), (-AC)	
							<b>4PK855</b>	ALT, AC, PS, MTR-CODE: TU3MC	
							<b>4PK855</b>	ALT, PS, (-AC), MTR-CODE: TU3JP	
							<b>5PK1255</b>	PS, AC, MTR-CODE: TU3MC	
							<b>5PK805</b>	AC, (-PS)	
							<b>5PK880</b>	PS, (-AC)	
							<b>CT1067</b>	CA, MTR-NO 3666766⇒	
							<b>CT1067K1</b>	CA, MTR-NO 3666766⇒	
							<b>CT1067WP1</b>	CA, MTR-NO 3666766⇒	
							<b>CT607</b>	CA, ⇒MTR-NO 3666765	
							<b>CT607K1</b>	CA, ⇒MTR-NO 3666765	
							<b>CT607WP1</b>	CA, ⇒MTR-NO 3666765	
	1.6	05/93-10/00	NFZ (TU5JP)	65	1587		<b>AVX10X710</b>	ALT, (-PS), (-AC)	
							<b>4PK855</b>	ALT, (PS)	
							<b>4PK855</b>	ALT, (AC)	
							<b>5PK1219</b>	AC	
							<b>5PK1255</b>	PS, (AC)	
							<b>5PK805</b>	AC, (-PS)	
							<b>5PK880</b>	PS	
							<b>CT744</b>	CA	
							<b>CT744K1</b>	CA	

PEUGEOT





ContiTech



**PEUGEOT**

306 Hatchback (7A, 7B, 7C, 7D, 7E, N3, N5)

↕	03/97-04/02	NFZ (TU5JP), NFT	65-72	1587	<b>CT744WP1</b>	CA
					<b>AVX10X710</b>	ALT, (-PS), (-AC)
					<b>4PK855</b>	ALT, (PS)
					<b>4PK855</b>	ALT, (AC)
					<b>5PK1219</b>	AC
					<b>5PK1255</b>	PS, (AC)
					<b>5PK880</b>	PS
					<b>CT744</b>	CA
1.6 SR	06/94-10/00	NFZ (TU5JP)	65	1587	<b>CT744K1</b>	CA
					<b>CT744WP1</b>	CA
					<b>AVX10X710</b>	ALT, (-PS), (-AC)
					<b>4PK855</b>	ALT, (PS), (-AC)
					<b>4PK855</b>	ALT, (-PS), (AC)
					<b>5PK1219</b>	AC, (-PS), 05/1997↔
					<b>5PK1255</b>	PS, (AC)
					<b>5PK805</b>	AC, (-PS), ↔04/1997
<b>5PK880</b>	PS, (-AC)					
1.8	05/93-05/01	LFZ (XU7JP)	74	1762	<b>CT744</b>	CA
					<b>CT744K1</b>	CA
					<b>CT744WP1</b>	CA
					<b>AVX10X1025</b>	HYDP
					<b>6PK1070</b>	ALT, PS, (VALEO), FOR ALT: 70A, FOR ALT: 80A
					<b>6PK1080</b>	ALT, PS, (MITSU), FOR ALT: 90A
					<b>6PK1080K2</b>	ALT, PS, (MITSU), FOR ALT: 90A, ↔06/1998, ↔ORG-NO 07904
					<b>6PK1100</b>	ALT, AC
<b>6PK1660</b>	ALT, PS, AC					
1.8 16V	03/97-04/02	LFY (XU7JP4)	81	1761	<b>6PK698</b>	ALT
					<b>CT754</b>	CA
					<b>CT754K1</b>	CA
					<b>CT754WP1</b>	CA
					<b>6PK1080</b>	ALT
					<b>6PK1080K2</b>	ALT, ↔06/1998, ↔ORG-NO 07904
					<b>6PK1660</b>	ALT, AC
					<b>6PK1660K4</b>	ALT, AC, FOR ALT: 90A
<b>CT955</b>	CA					
1.9 D	09/98-05/01	WJZ (DW8), WJY (DW8B)	51	1868	<b>CT955K1</b>	CA, ↔ORG-NO 8469
					<b>CT955K2</b>	CA, ORG-NO 8470↔
					<b>6PK1045</b>	ALT, (-PS), (AC)
					<b>6PK1045K3</b>	ALT, (-PS), (AC)
					<b>6PK1390</b>	ALT, (PS), (-AC), ↔ORG-NO 08374
					<b>6PK1390K1</b>	ALT, (PS), (-AC), MTR-CODE: DW8, ↔ORG-NO 08336
					<b>6PK1440</b>	ALT, (PS), (-AC), ORG-NO 08375↔
					<b>6PK1440K1</b>	ALT, (PS), (-AC), ORG-NO 08375↔
<b>6PK1750</b>	ALT, (PS), (AC)					
↕					<b>6PK1750D2</b>	MTR-CODE: DW8B, ALT, (PS), (AC), ORG-NO 09520↔
					<b>6PK1750K3</b>	ALT, (PS), (AC)
					<b>6PK869</b>	ALT, (-PS), (-AC)
					<b>CT986</b>	CA
					<b>CT986K2</b>	CA
					<b>CT986WP2</b>	MTR-CODE: DW8, CA
					<b>VD1080</b>	MTR-CODE: DW8B, (AC), ORG-NO 09520↔
					<b>VD1097</b>	MTR-CODE: DW8
					<b>VD1097</b>	DW8B, (-AC)
					<b>VD1097</b>	MTR-CODE: DW8B, (AC), ↔ORG-NO 09519
					<b>MS02</b>	FOR ART-NO: VD1080
					<b>MS12</b>	MTR-CODE: DW8, FOR ART-NO: VD1097, ↔ORG-NO 08147
					<b>MS14</b>	MTR-CODE: DW8B, FOR ART-NO: VD1097
					<b>MS14</b>	MTR-CODE: DW8, FOR ART-NO: VD1097, ORG-NO





ContiTech



**PEUGEOT**

306 Hatchback (7A, 7B, 7C, 7D, 7E, N3, N5)

↔	05/93-05/01	DJZ (XUD9Y)	47	1905	AVX10X650 6PK1100 6PK1110 6PK1130 6PK1145 6PK1145K2 6PK1165 6PK1710 6PK1740 6PK1740K2 6PK730 CT1061 CT1061K1 CT1061K2 CT1061WP2 VD1086 MS01	VACP ALT, PS, (-AC), 06/1995⇒, ⇒08/1996 ALT, PS, (-AC), 06/1995⇒, ⇒09/1996 ALT, PS, (-AC), 09/1996⇒ ALT, PS, (-AC), ⇒06/1995 ALT, PS, (-AC), ⇒06/1995 ALT, AC, (-PS) ALT, PS, AC, ⇒06/1995 ALT, PS, AC, 06/1995⇒ ALT, PS, AC, 06/1995⇒ ALT, (-PS), (-AC) CA CA, ⇒12/1993 CA, 01/1994⇒ CA, ⇒12/1993
	06/94-05/01	DJY (XUD9A)	50	1905	AVX10X650 6PK1100 6PK1110 6PK1130 6PK1145 6PK1145K2 6PK1165 6PK1710 6PK1740 6PK1740K2 6PK730 CT1061 CT1061K2 CT1061WP1 VD1086 MS01	VACP ALT, PS, (-AC), 06/1995⇒, ⇒08/1996 ALT, PS, (-AC), 06/1995⇒, ⇒09/1996 ALT, PS, (-AC), 09/1996⇒ ALT, PS, (-AC), ⇒06/1995 ALT, PS, (-AC), ⇒06/1995 ALT, AC, (-PS) ALT, PS, AC, ⇒06/1995 ALT, PS, AC, 06/1995⇒ ALT, PS, AC, 06/1995⇒ ALT, (-PS), (-AC) CA CA CA, 01/1996⇒
	03/98-05/01	DHV (XUD9BSD)	55	1905	6PK1130 6PK1740 6PK1740K2 6PK730 CT1061 CT1061K2 VD1086 MS01	ALT, (PS), (-AC) ALT, (PS), (AC) ALT, (PS), (AC) ALT, (-PS), (-AC) CA CA
	05/93-04/02	DHY (XUD9TE)	66	1905	AVX10X650 6PK1100 6PK1110 6PK1130 6PK1145 6PK1145K2 6PK1165 6PK1710 6PK1740 6PK1740K2 6PK730 CT1061 CT1061K1 CT1061K2 CT1061WP1 CT1061WP2 VD1086 MS01	VACP ALT, PS, (-AC), 06/1995⇒, ⇒08/1996 ALT, PS, (-AC), 06/1995⇒, ⇒09/1996 ALT, PS, (-AC), 09/1996⇒ ALT, PS, (-AC), ⇒06/1995 ALT, PS, (-AC), ⇒06/1995 ALT, AC, (-PS) ALT, PS, AC, ⇒06/1995 ALT, PS, AC, 06/1995⇒ ALT, PS, AC, 06/1995⇒ ALT, (-PS), (-AC) CA CA, ⇒12/1993 CA, 01/1994⇒ CA, 01/1994⇒ CA, ⇒12/1993
	1.9 DT, 1.9 TD	05/93-04/02	DHY (XUD9TE)	66	1905	AVX10X650 6PK1100 6PK1110 6PK1130 6PK1145 6PK1145K2 6PK1165 6PK1710 6PK1740 6PK1740K2 6PK730 CT1061 CT1061K1 CT1061K2 CT1061WP1 CT1061WP2 VD1086 MS01
2.0 HDI 90	06/99-04/02	RHY (DW10TD)	66	1997	6PK1468 6PK1468D1	ALT, (AC) MTR-CODE: DW10TD, ALT, (-AC)

PEUGEOT



ContiTech



**PEUGEOT**

306 Hatchback (7A, 7B, 7C, 7D, 7E, N3, N5)

↕					<b>6PK1468K1</b> <b>6PK1750</b> <b>6PK1750D2</b> <b>6PK1750K1</b> <b>CT987</b> <b>CT987K1</b> <b>CT987K2</b> <b>CT987WP1</b> <b>CT987WP2</b> <b>AP9023</b> <b>AP9038</b> <b>VD1080</b> <b>MS01</b>	ALT, (AC) ALT, (AC) MTR-CODE: DW10TD, ALT, (AC) ALT, (AC) CA CA, ⇨ORG-NO 08735 CA, ORG-NO 08736⇨ CA, ⇨ORG-NO 08735 CA, ORG-NO 08736⇨ FOR ART-NO: VD1080	
	2.0 S16	05/93-05/01	RFY (XU10J4Z)	112	1998	<b>6PK1065</b> <b>6PK1080</b> <b>6PK1080K2</b> <b>6PK1100</b> <b>6PK1660</b> <b>CT864</b> <b>CT864K1</b>	ALT, (PS), (-AC), FOR ALT: 70A, FOR ALT: 80A ALT, (PS), (-AC), FOR ALT: 90A ALT, (PS), (-AC), FOR ALT: 90A ALT, (-PS), (AC) ALT, (PS), (AC) CA CA
	2.0 XSi	05/93-05/01	RFX (XU10J2)	89	1998	<b>6PK1065</b> <b>6PK1080</b> <b>6PK1080K2</b> <b>6PK1100</b> <b>6PK1165</b> <b>6PK1605</b> <b>6PK1660</b> <b>CT754</b> <b>CT754K1</b>	ALT, (PS), (-AC), ⇨ORG-NO 07174, ⇨06/1996 ALT, (PS), (-AC), ⇨ORG-NO 07174, FOR ALT: 90A, ⇨06/1996 ALT, (PS), (-AC), ⇨ORG-NO 07174, FOR ALT: 90A, ⇨06/1996 ALT, (-PS), (AC), ⇨ORG-NO 07174, ⇨06/1996 ALT, (AC), ORG-NO 07175⇨, 07/1996⇨ ALT, (AC), ORG-NO 07175⇨, 07/1996⇨ ALT, (PS), (AC), ⇨ORG-NO 07174, ⇨06/1996 CA CA

**306 Van (N, 7)**  
1.9 STD

	02/94-10/95	XUD9	51	1905	<b>6PK1105</b> <b>6PK1145</b> <b>6PK1145K2</b> <b>6PK1173</b> <b>6PK1698</b> <b>6PK1740</b> <b>6PK1740K2</b> <b>6PK730</b> <b>CT1061</b> <b>CT1061K2</b> <b>CT1061WP1</b> <b>VD1086</b>	ALT, (AC), (PS) ALT, (AC), (PS) ALT, (AC), (PS) ALT, (AC), (-PS) ALT, (AC), (PS) ALT, (AC), (PS) ALT, (AC), (PS) ALT, (AC), (-PS) CA CA CA
--	-------------	------	----	------	--	--

**307 (3A/C, 3B, 3E, 3H)**  
1.4

	08/00-	KFW (TU3JP)	55	1360	<b>6PK1050</b> <b>6PK1070</b> <b>6PK1125</b> <b>6PK1125K1</b> <b>6PK1145</b> <b>6PK1145K4</b> <b>6PK730</b> <b>CT1067</b> <b>CT1067K1</b> <b>CT1067WP1</b>	ALT, AC, FOR ALT: 90A, ORG-NO 09888⇨, 12/2003⇨ ALT, AC, FOR ALT: 120A, ORG-NO 09888⇨, 12/2003⇨ ALT, AC, FOR ALT: 70A, FOR ALT: 80A, FOR ALT: 90A, ⇨ORG-NO 09887, ⇨11/2003 ALT, AC, FOR ALT: 70A, FOR ALT: 80A, FOR ALT: 90A, ⇨ORG-NO 09887, ⇨11/2003 ALT, AC, FOR ALT: 120A, ⇨ORG-NO 09887, ⇨11/2003 ALT, AC, FOR ALT: 120A, ⇨ORG-NO 09887, ⇨11/2003 ALT, (AC) CA, MTR-NO 3666766⇨ CA, MTR-NO 3666766⇨ CA, MTR-NO 3666766⇨
--	--------	-------------	----	------	---	---





ContiTech



**PEUGEOT**

307 (3A/C, 3B, 3E, 3H)

					<b>CT607</b> <b>CT607K1</b> <b>CT607WP1</b> <b>VD1100</b>	CA, ⇨MTR:NO 3666765 CA, ⇨MTR:NO 3666765 CA, ⇨MTR:NO 3666765
1.4 16V	11/03-	KFU (ET3J4)	65	1360	<b>6PK1050</b> <b>6PK1050K3</b> <b>6PK1070</b> <b>6PK1070K3</b> <b>6PK1125</b>  <b>6PK1125K1</b>  <b>6PK1145</b> <b>6PK1145K4</b> <b>6PK730</b> <b>CT1101</b> <b>CT1101K1</b> <b>CT1101WP1</b> <b>VD1100</b>	ALT, AC, FOR ALT: 90A, ORG-NO 09888⇨ ALT, AC, FOR ALT: 90A, ORG-NO 09888⇨ ALT, AC, FOR ALT: 120A, ORG-NO 09888⇨ ALT, AC, FOR ALT: 120A, ORG-NO 09888⇨ ALT, AC, FOR ALT: 80A, FOR ALT: 90A, ⇨ORG-NO 09887 ALT, AC, FOR ALT: 80A, FOR ALT: 90A, ⇨ORG-NO 09887 ALT, AC, FOR ALT: 120A, ⇨ORG-NO 09887 ALT, AC, FOR ALT: 120A, ⇨ORG-NO 09887 ALT, (AC) CA CA CA
1.4 HDi	10/01-	8HX (DV4TD), 8HZ (DV4TD)	50	1398	<b>6PK800</b> <b>6PK800K1</b> <b>6PK976</b> <b>6PK976K1</b> <b>CT1063</b> <b>CT1063K1</b> <b>CT1063WP2</b> <b>AP9013</b> <b>AP9019</b> <b>VD1094</b> <b>MS08</b>	ALT, (AC) ALT, (AC) ALT, (AC) ALT, (AC) CA CA CA CA CA CA FOR ART-NO: VD1094
1.6 HDi	04/05-	9HX (DV6ATED4), 9HV (DV6ATED4), 9HV (DV6TED4)	66	1560	<b>6PK1090 ELAST</b>  <b>6PK780 ELAST</b>  <b>6PK800</b> <b>6PK800</b> <b>6PK800K1</b> <b>6PK976</b> <b>6PK976</b> <b>6PK976K1</b> <b>CT1092</b> <b>CT1092K1</b> <b>CT1092WP1</b> <b>AP9013</b> <b>AP9019</b> <b>AP9023</b> <b>AP9042</b> <b>VD1094</b> <b>VD1096</b> <b>MS08</b>	ALT, (AC), ORG-NO 10556⇨, ⇨ORG-NO 11073, 10/2005⇨, ⇨03/2007 ALT, (AC), ORG-NO 10556⇨, ⇨ORG-NO 11073, 10/2005⇨, ⇨03/2007 ALT, (AC), ORG-NO 11074⇨, 03/2007⇨ ALT, (AC), ⇨ORG-NO 10555, ⇨10/2005 ALT, (AC), ⇨10/2005, ⇨ORG-NO 10555 ALT, (AC), ORG-NO 11074⇨, 03/2007⇨ ALT, (AC), ⇨ORG-NO 10555, ⇨10/2005 ALT, (AC), ORG-NO 11074⇨ CA CA CA ⇨ORG-NO 10556 ORG-NO 10557⇨ FOR ART-NO: VD1094, VD1096
1.6 HDi 110	02/04-	9HY (DV6TED4), 9HZ (DV6TED4)	80	1560	<b>6PK1090 ELAST</b>  <b>6PK780 ELAST</b>  <b>6PK800</b> <b>6PK800</b> <b>6PK800K1</b> <b>6PK976</b> <b>6PK976</b> <b>6PK976K1</b> <b>CT1092</b>	ALT, (AC), ORG-NO 10556⇨, ⇨ORG-NO 11073, 10/2005⇨, ⇨03/2007 ALT, (AC), ORG-NO 10556⇨, ⇨ORG-NO 11073, 10/2005⇨, ⇨03/2007 ALT, (AC), ORG-NO 11074⇨, 03/2007⇨ ALT, (AC), ⇨ORG-NO 10555, ⇨10/2005 ALT, (AC), ORG-NO 11074⇨, 03/2007⇨ ALT, (AC), ⇨ORG-NO 10555, ⇨10/2005 ALT, (AC), ORG-NO 11074⇨ CA

PEUGEOT



ContiTech



**PEUGEOT**

307 (3A/C, 3B, 3E, 3H)



2.0 HDi 90

08/00-

RHY (DW10TD)

66

1997



**CT1092K1**

CA



**CT1092WP1**

CA



**AP9013**



**AP9019**



**AP9023**



**AP9042**



**VD1094**

⇒ORG-NO 10556



**VD1096**

ORG-NO 10557⇒



**MS08**

FOR ART-NO: VD1094, VD1096

2.0 HDi 90

08/00-

RHY (DW10TD)

66

1997



**6PK1153**

ALT, (AC)



**6PK1153K2**

ALT, (AC)



**6PK875**

ALT, (AC)



**CT987**

CA



**CT987K2**

CA



**CT987WP2**

CA



**AP9013**



**AP9019**



**AP9023**



**AP9038**



**AP9042**



**VD1080**

⇒ORG-NO 09216



**VD1095**

ORG-NO 09217⇒



**MS01**

FOR ART-NO: VD1080



**MS02**

FOR ART-NO: VD1095

2.0 HDi 110

08/00-

RHS (DW10ATED)

79

1997



**6PK1153**

ALT, (AC)



**6PK1153K2**

ALT, (AC)



**6PK875**

ALT, (AC)



**CT987**

CA, MTR-CODE: DW10ATED



**CT987K2**

CA, MTR-CODE: DW10ATED



**CT987WP2**

CA, MTR-CODE: DW10ATED



**AP9013**



**AP9019**



**AP9023**



**AP9038**

⇒ORG-NO 09486



**AP9042**



**VD1080**

⇒ORG-NO 09486



**VD1095**

ORG-NO 09487⇒



**MS01**

FOR ART-NO: VD1080



**MS02**

FOR ART-NO: VD1095

2.0 HDi 135

10/03-

RHR  
(DW10BTED4)

100

1997



**6PK1217**

ALT, AC



**6PK1217K1**

ALT, AC



**CT1091**

CA



**CT1091K1**

CA



**CT1091WP1**

CA



**AP9013**



**AP9019**



**AP9023**



**AP9042**

2.0 16V

08/00-

RFN (EW10J4)

100

1997



**6PK1000**

ALT, ORG-NO 10248⇒, 12/2004⇒



**6PK1185**

ALT, PS, (-AC), ⇒ORG-NO 9219, ⇒01/2002



**6PK1200**

ALT, PS, (-AC), ORG-NO 09220⇒, ⇒ORG-NO 10247, 02/2002⇒, ⇒11/2004



**6PK1710**

ALT, PS, AC, ⇒ORG-NO 09219, ⇒01/2002



**6PK1710K2**

ALT, PS, (AC), ORG-NO 08915⇒, ⇒ORG-NO 09219, ⇒01/2002



**6PK1725**

ALT, PS, AC, ORG-NO 09220⇒, ⇒ORG-NO 10247, 02/2002⇒, ⇒11/2004



**CT1138**

CA



**CT1138K1**

CA



**CT1138WP1**

CA





PEUGEOT						
<b>307 (3A/C, 3B, 3E, 3H)</b> ↔	03/05-	RFJ (EW10A)	103	1997	<b>6PK1000</b> <b>CT1110</b> <b>CT1110K1</b>	ALT CA, MTR-CODE: EW10A CA, MTR-CODE: EW10A
<b>307 Break (3A/C, 3B, 3E, 3H)</b> 1.4 HDi	03/02-	8HZ (DV4TD)	50	1398	<b>6PK800</b> <b>6PK800K1</b> <b>6PK976</b> <b>6PK976K1</b> <b>CT1063</b> <b>CT1063K1</b> <b>CT1063WP2</b> <b>AP9013</b> <b>AP9019</b>	ALT, (AC) ALT, (AC) ALT, (AC) ALT, (AC) CA CA CA CA
1.6 16V	03/02-	NFU (TU5JP4)	80	1587	<b>6PK1050</b> <b>6PK1050K3</b> <b>6PK1070</b> <b>6PK1070K3</b> <b>6PK1125</b> <b>6PK1125K1</b> <b>6PK1145</b> <b>6PK1145K4</b> <b>6PK730</b> <b>CT1065</b> <b>CT1065K1</b> <b>CT1065K3</b> <b>CT1065WP1</b> <b>CT1065WP2</b> <b>VD1100</b>	ALT, AC, FOR ALT: 90A, ORG-NO 09888↔, 12/2003↔ ALT, AC, FOR ALT: 90A, ORG-NO 09888↔, 12/2003↔ ALT, AC, FOR ALT: 120A, ORG-NO 09888↔, 12/2003↔ ALT, AC, FOR ALT: 120A, ORG-NO 09888↔, 12/2003↔ ALT, AC, FOR ALT: 70A, FOR ALT: 80A, FOR ALT: 90A, ↔ORG-NO 09887, ↔11/2003 ALT, AC, FOR ALT: 70A, FOR ALT: 80A, FOR ALT: 90A, ↔ORG-NO 09887, ↔11/2003 ALT, AC, FOR ALT: 120A, ↔ORG-NO 09887, ↔11/2003 ALT, AC, FOR ALT: 120A, ↔ORG-NO 09887, ↔11/2003 ALT, (AC) CA CA, MTR-CODE: TU5JP4, ↔MTR-NO 1806404 CA, MTR-CODE: TU5JP4, MTR-NO 1806405↔ MTR-CODE: TU5JP4, CA, ↔MTR-NO 1806404 MTR-CODE: TU5JP4, CA, MTR-NO 1806405↔
1.6 HDi	04/05-	9HV (DV6ATED4)	66	1560	<b>6PK1090 ELAST</b> <b>6PK780 ELAST</b> <b>6PK800</b> <b>6PK800K1</b> <b>6PK976</b> <b>6PK976K1</b> <b>CT1092</b> <b>CT1092K1</b> <b>CT1092WP1</b> <b>AP9013</b> <b>AP9019</b> <b>AP9023</b> <b>AP9042</b> <b>VD1094</b> <b>VD1096</b> <b>MS08</b>	ALT, (AC), ↔ORG-NO 11073, ↔03/2007 ALT, (AC), ↔ORG-NO 11073, ↔03/2007 ALT, (AC), ↔ORG-NO 10555, ORG-NO 11074↔, ↔10/2005, 03/2007↔ ALT, (AC), ↔ORG-NO 10555, ↔10/2005 ALT, (AC), ↔ORG-NO 10555, ORG-NO 11074↔, ↔10/2005, 03/2007↔ ALT, (AC), ORG-NO 11074↔, 03/2007↔ CA CA CA ↔ORG-NO 10556 ORG-NO 10557↔ FOR ART-NO: VD1094, VD1096
1.6 HDi 110	02/04-	9HY (DV6TED4), 9HZ (DV6TED4)	80	1560	<b>6PK1090 ELAST</b> <b>6PK780 ELAST</b> <b>6PK800</b> <b>6PK800K1</b> <b>6PK976</b> <b>6PK976K1</b> <b>CT1092</b>	ALT, (AC), ↔ORG-NO 11073 ALT, (AC), ↔ORG-NO 11073 ALT, (AC), ↔ORG-NO 10555, ORG-NO 11074↔ ALT, (AC), ↔ORG-NO 10555, ↔10/2005 ALT, (AC), ORG-NO 11074↔ ALT, (AC), ORG-NO 11074↔ CA

PEUGEOT



ContiTech



**PEUGEOT**

307 Break (3A/C, 3B, 3E, 3H)



					<b>CT1092K1</b> <b>CT1092WP1</b> <b>AP9013</b> <b>AP9019</b> <b>AP9023</b> <b>AP9042</b> <b>VD1094</b> <b>VD1096</b> <b>MS08</b>	CA CA  ⇒ORG-NO 10556 ORG-NO 10557⇒ FOR ART-NO: VD1094, VD1096
2.0 HDI 90	03/02-	RHY (DW10TD)	66	1997	<b>6PK1153</b> <b>6PK1153K2</b> <b>6PK875</b> <b>CT987</b> <b>CT987K2</b> <b>CT987WP2</b> <b>AP9013</b> <b>AP9023</b> <b>AP9038</b> <b>AP9042</b> <b>VD1095</b>	ALT, (AC) ALT, (AC) ALT, (AC) CA CA CA
2.0 HDI 110	03/02-	RHS (DW10ATED)	79	1997	<b>6PK1153</b> <b>6PK1153K2</b> <b>6PK875</b> <b>CT987</b> <b>CT987K2</b> <b>CT987WP2</b> <b>AP9013</b> <b>AP9019</b> <b>AP9023</b> <b>AP9038</b> <b>AP9042</b> <b>VD1080</b> <b>VD1095</b> <b>MS01</b>	ALT, (AC) ALT, (AC) ALT, (AC) CA, MTR-CODE: DW10ATED CA, MTR-CODE: DW10ATED CA, MTR-CODE: DW10ATED  ⇒ORG-NO 09486 ORG-NO 09487⇒ FOR ART-NO: VD1080, VD1095
2.0 HDi 135	02/04-	RHR (DW10BTED4)	100	1997	<b>6PK1217</b> <b>6PK1217K1</b> <b>CT1091</b> <b>CT1091K1</b> <b>CT1091WP1</b> <b>AP9013</b> <b>AP9019</b> <b>AP9023</b> <b>AP9042</b>	ALT, AC ALT, AC CA CA CA
2.0	03/02-	RFN (EW10J4)	100	1997	<b>6PK1000</b> <b>6PK1200</b> <b>6PK1710</b> <b>6PK1710K2</b>  <b>CT1138</b> <b>CT1138K1</b> <b>CT1138WP1</b>	ALT, ORG-NO 10248⇒, 12/2004⇒ ALT, (AC), ⇒ORG-NO 10247, ⇒11/2004 ALT, (AC), ⇒ORG-NO 10247, ⇒11/2004 ALT, (AC), ORG-NO 08915⇒, ⇒ORG-NO 10247, ⇒11/2004 CA CA CA
2.0 16V	03/05-	RFJ (EW10A)	103	1997	<b>6PK1000</b> <b>CT1110</b> <b>CT1110K1</b>	ALT CA, MTR-CODE: EW10A CA, MTR-CODE: EW10A
<b>307 CC (3A/C, 3B, 3E, 3H)</b> 1.6 16V	02/05-	NFU (TU5JP4)	80	1587	<b>6PK1050</b> <b>6PK1050K3</b> <b>6PK1070</b>	ALT, AC, FOR ALT: 90A, ORG-NO 09888⇒, 12/2003⇒ ALT, AC, FOR ALT: 90A, ORG-NO 09888⇒, 12/2003⇒ ALT, AC, FOR ALT: 120A, ORG-NO 09888⇒, 12/2003⇒





PEUGEOT						
<b>307 CC (3A/C, 3B, 3E, 3H)</b>						
↔					<b>6PK1070K3</b> <b>6PK730</b> <b>CT1065</b> <b>CT1065K1</b> <b>CT1065K3</b> <b>CT1065WP1</b> <b>CT1065WP2</b> <b>VD1100</b>	ALT, AC, FOR ALT: 120A, ORG-NO 09888⇒, 12/2003⇒ ALT, (AC) CA CA, MTR-CODE: TU5JP4, ⇒MTR-NO 1806404 CA, MTR-CODE: TU5JP4, MTR-NO 1806405⇒ MTR-CODE: TU5JP4, CA, ⇒MTR-NO 1806404 MTR-CODE: TU5JP4, CA, MTR-NO 1806405⇒
<b>307 SW (3A/C, 3B, 3E, 3H)</b> 2.0 16V						
	03/02-	RFN (EW10J4)	100	1997	<b>6PK1000</b> <b>6PK1200</b> <b>6PK1710</b> <b>6PK1710K2</b>  <b>CT1138</b> <b>CT1138K1</b> <b>CT1138WP1</b>	ALT, ORG-NO 10248⇒, 12/2004⇒ ALT, (AC), ⇒ORG-NO 10247, ⇒11/2004 ALT, AC, ⇒ORG-NO 10247, ⇒11/2004 ALT, (AC), ⇒11/2004, ORG-NO 08915⇒, ⇒ORG-NO 10247 CA CA CA
<b>307 CC (3A/C, 3B, 3E, 3H)</b> 2.0 16V						
	03/05-	RFJ (EW10A)	103	1997	<b>6PK1000</b> <b>CT1110</b> <b>CT1110K1</b>	ALT CA, MTR-CODE: EW10A CA, MTR-CODE: EW10A
	10/03-	RFK (EW10J4S)	130	1997	<b>6PK1185</b> <b>6PK1710</b> <b>6PK1710K2</b> <b>CT1110</b> <b>CT1110K2</b>	ALT, PS, (AC) ALT, PS, AC ALT, PS, (AC), ORG-NO 08915⇒, ⇒ORG-NO 10247 CA, MTR-CODE: EW10J4S CA
	06/05-	RHR (DW10BTED4)	100	1997	<b>6PK1217</b> <b>6PK1217K1</b> <b>CT1091</b> <b>CT1091K1</b> <b>CT1091WP1</b> <b>AP9013</b> <b>AP9019</b> <b>AP9023</b> <b>AP9042</b>	ALT, AC ALT, AC CA CA CA CA
<b>307 SW (3A/C, 3B, 3E, 3H)</b> 1.6 16V						
	03/02-	NFU (TU5JP4)	80	1587	<b>6PK1050</b> <b>6PK1050K3</b> <b>6PK1070</b> <b>6PK1070K3</b> <b>6PK1125</b> <b>6PK1125K1</b> <b>6PK1145</b> <b>6PK1145K4</b> <b>6PK730</b> <b>CT1065</b> <b>CT1065K1</b> <b>CT1065K3</b> <b>CT1065WP1</b> <b>CT1065WP2</b> <b>VD1100</b>	ALT, AC, FOR ALT: 90A, ORG-NO 09888⇒, 12/2003⇒ ALT, AC, FOR ALT: 90A, ORG-NO 09888⇒, 12/2003⇒ ALT, AC, FOR ALT: 120A, ORG-NO 09888⇒, 12/2003⇒ ALT, AC, FOR ALT: 120A, ORG-NO 09888⇒, 12/2003⇒ ALT, AC, FOR ALT: 70A, FOR ALT: 80A, FOR ALT: 90A, ⇒ORG-NO 09887, ⇒11/2003 ALT, AC, FOR ALT: 70A, FOR ALT: 80A, FOR ALT: 90A, ⇒ORG-NO 09887, ⇒11/2003 ALT, AC, FOR ALT: 120A, ⇒ORG-NO 09887, ⇒11/2003 ALT, AC, FOR ALT: 120A, ⇒ORG-NO 09887, ⇒11/2003 ALT, (AC) CA CA, MTR-CODE: TU5JP4, ⇒MTR-NO 1806404 CA, MTR-CODE: TU5JP4, MTR-NO 1806405⇒ MTR-CODE: TU5JP4, CA, ⇒MTR-NO 1806404 MTR-CODE: TU5JP4, CA, MTR-NO 1806405⇒
	12/06-	9HX (DV6ATED4)	66	1560	<b>6PK1090 ELAST</b>	ALT, (AC), ⇒03/2007, ⇒ORG-NO 11073



ContiTech



**PEUGEOT**

307 SW (3A/C, 3B, 3E, 3H)



PEUGEOT

		9HV (DV6ATED4)			<b>6PK780 ELAST</b> <b>6PK800</b> <b>6PK976</b> <b>CT1092</b> <b>CT1092K1</b> <b>CT1092WP1</b> <b>AP9013</b> <b>AP9019</b> <b>AP9023</b> <b>AP9042</b> <b>VD1096</b> <b>MS08</b>	ALT, (-AC), ⇨03/2007, ⇨ORG-NO 11073 ALT, (-AC), ORG-NO 11074⇨, 03/2007⇨ ALT, (AC), ORG-NO 11074⇨, 03/2007⇨ CA CA CA FOR ART-NO: VD1096
1.6 HDI 110	02/04-	9HY (DV6TED4), 9HZ (DV6TED4)	80	1560	<b>6PK1090 ELAST</b> <b>6PK780 ELAST</b> <b>6PK800</b> <b>6PK800K1</b> <b>6PK976</b> <b>6PK976</b> <b>6PK976K1</b> <b>6PK976K1</b> <b>CT1092</b> <b>CT1092K1</b> <b>CT1092WP1</b> <b>AP9013</b> <b>AP9019</b> <b>AP9023</b> <b>AP9042</b> <b>VD1094</b> <b>VD1096</b> <b>MS08</b>	ALT, (AC), ORG-NO 10556⇨, ⇨ORG-NO 11073 ALT, (-AC), ⇨ORG-NO 11073 ALT, (-AC), ⇨ORG-NO 10555, ORG-NO 11074⇨ ALT, (-AC), ⇨ORG-NO 10555, ⇨10/2005 ALT, (AC), ⇨ORG-NO 10555 ALT, (AC), ORG-NO 11074⇨ ALT, (AC), ORG-NO 11074⇨ ALT, (AC), ⇨ORG-NO 10555 CA CA CA ⇨ORG-NO 10556 ORG-NO 10557⇨ FOR ART-NO: VD1094, VD1096
2.0 HDI 90	03/02-	RHY (DW10TD)	66	1997	<b>6PK1153</b> <b>6PK1153K2</b> <b>6PK875</b> <b>CT987</b> <b>CT987K2</b> <b>CT987WP2</b> <b>AP9013</b> <b>AP9019</b> <b>AP9023</b> <b>AP9038</b> <b>AP9042</b> <b>VD1095</b>	ALT, (AC) ALT, (AC) ALT, (-AC) CA CA CA
2.0 HDI 110	03/02-	RHS (DW10ATED)	79	1997	<b>6PK1153</b> <b>6PK1153K2</b> <b>6PK875</b> <b>CT987</b> <b>CT987K2</b> <b>CT987WP2</b> <b>AP9013</b> <b>AP9019</b> <b>AP9023</b> <b>AP9038</b> <b>AP9042</b> <b>VD1080</b> <b>VD1095</b> <b>MS01</b> <b>MS02</b>	ALT, (AC) ALT, (AC) ALT, (-AC) CA, MTR-CODE: DW10ATED CA, MTR-CODE: DW10ATED CA, MTR-CODE: DW10ATED ⇨ORG-NO 09486 ORG-NO 09487⇨ FOR ART-NO: VD1080 FOR ART-NO: VD1095
2.0 HDi 135	02/04-	RHR (DW10BTED4)	100	1997	<b>6PK1217</b> <b>6PK1217K1</b> <b>CT1091</b> <b>CT1091K1</b>	ALT, AC ALT, AC CA CA









ContiTech



**PEUGEOT**

308 / 308 CC (4A, 4C)



					<b>CT1162WP1</b> <b>AP9019</b> <b>VD1096</b> <b>MS08</b>	CA FOR ART-NO: VD1096
	03/13-		84	1560	<b>6PK1020 EXTRA</b> <b>6PK1020 EXTRA K1</b> <b>6PK800</b> <b>6PK976</b> <b>6PK976K1</b> <b>CT1162</b> <b>CT1162K1</b> <b>CT1162WP1</b> <b>VD1096</b>	ALT, (START-STOP) ALT, (START-STOP), (AC) ALT, (-AC), (-START-STOP) ALT, (AC), (-START-STOP) ALT, (AC), (-START-STOP) CA CA CA
2.0 HDi	09/07-	RHR (DW10BTED4)	100	1997	<b>6PK1217</b> <b>6PK1217K1</b> <b>CT1091</b> <b>CT1091K1</b> <b>CT1091WP1</b> <b>AP9013</b> <b>AP9019</b> <b>AP9023</b> <b>AP9040</b> <b>AP9042</b>	ALT ALT CA CA CA CA
	04/09-	RHF (DW10BTED4)	103	1997	<b>6PK1217</b> <b>CT1091</b> <b>CT1091K1</b> <b>CT1091WP1</b> <b>AP9013</b> <b>AP9019</b> <b>AP9023</b> <b>AP9042</b>	ALT CA CA CA
	06/09-	RHH (DW10CTED4)	120	1997	<b>6PK1244</b> <b>CT1140</b> <b>CT1140K1</b> <b>AP9019</b>	ALT CA CA
<b>308 II</b>						
1.2 THP 110	11/13-	HNZ (EB2DT)	81	1199	<b>AP9019</b>	MTR-CODE: EB2DT
1.2 THP 130	11/13-	HNY (EB2DTS)	96	1199	<b>AP9019</b>	MTR-CODE: EB2DTS
1.2 VTi 72	09/13-	HMZ (EB2F)	60	1199	<b>6PK1070</b> <b>6PK848 ELAST</b> <b>AP9019</b>	ALT, (AC) ALT, (AC) MTR-CODE: EB2
1.6	12/14-		121	1587	<b>AP9018</b>	MTR-CODE: EP6FDT
	09/13-	5FV (EP6DT)	115	1598	<b>6PK684 ELAST</b> <b>6PK905 EXTRA</b> <b>6PK905 EXTRA K1</b> <b>AP9018</b>	ALT, (-AC) ALT, (AC) ALT, (AC) MTR-CODE: EP6CDT
1.6 Flex	12/14-		90	1587	<b>AP9018</b>	MTR-CODE: EP6C
1.6 HDi, 1.6 HDi 115	09/13-	BHZ (DV6FC), 9HC (DV6C)	85	1560	<b>6PK1020 EXTRA</b> <b>6PK1020 EXTRA K1</b> <b>CT1162</b> <b>CT1162K1</b> <b>CT1162WP1</b> <b>VD1096</b>	ALT, (START-STOP) ALT, (START-STOP), MTR-CODE: DV6C CA CA CA
1.6 HDi, 1.6 HDi 92	09/13-		68	1560	<b>6PK800</b> <b>6PK962</b> <b>CT1162</b> <b>CT1162K1</b> <b>CT1162WP1</b> <b>AP9019</b> <b>VD1096</b>	ALT, (-AC) ALT, (AC) CA CA CA MTR-CODE: DV6TED, (-START-STOP)
1.6 THP 125	09/13-		92	1598	<b>6PK684 ELAST</b>	ALT, (-AC)





PEUGEOT						
<b>308 II</b>						
					∞	<b>6PK905 EXTRA</b> ALT, (AC)
					∞	<b>6PK905 EXTRA K1</b> ALT, (AC)
					⊙	<b>AP9018</b>
1.6 THP 150	03/14-		110	1598	⊙	<b>AP9018</b> MTR-CODE: EP6CDT
1.6 THP 155	03/14-	5FV (EP6DT)	115	1598	∞	<b>6PK905 EXTRA</b> ALT, (AC)
					∞	<b>6PK905 EXTRA K1</b> ALT, (AC)
					⊙	<b>AP9018</b> MTR-CODE: EP6CDT
1.6 THP 163	06/14-		120	1598	⊙	<b>AP9018</b> MTR-CODE: EP6CDT / EP6FDT
2.0 BlueHDi 150, 2.0 BlueHDi 180, 2.0 GT HDi 180, 2.0 GT BlueHDi 180	06/14-		110-133	1997	∞	<b>6PK1073 EXTRA</b> ALT
<b>309 (3A/C, 3B, 3E, 3H)</b>						
1.6 16V	08/00-	NFU (TU5JP4)	80	1587	∞	<b>6PK1050</b> ALT, AC, FOR ALT: 90A, ORG-NO 09888⇒, 12/2003⇒
					∞	<b>6PK1050K3</b> ALT, AC, FOR ALT: 90A, ORG-NO 09888⇒, 12/2003⇒
					∞	<b>6PK1070</b> ALT, AC, FOR ALT: 120A, ORG-NO 09888⇒, 12/2003⇒
					∞	<b>6PK1070K3</b> ALT, AC, FOR ALT: 120A, ORG-NO 09888⇒, 12/2003⇒
					∞	<b>6PK1125</b> ALT, AC, FOR ALT: 70A, FOR ALT: 80A, FOR ALT: 90A, ⇒ORG-NO 09887, ⇒11/2003
					∞	<b>6PK1125K1</b> ALT, AC, FOR ALT: 70A, FOR ALT: 80A, FOR ALT: 90A, ⇒ORG-NO 09887, ⇒11/2003
					∞	<b>6PK1145</b> ALT, AC, FOR ALT: 120A, ⇒ORG-NO 09887, ⇒11/2003
					∞	<b>6PK1145K4</b> ALT, AC, FOR ALT: 120A, ⇒ORG-NO 09887, ⇒11/2003
					∞	<b>6PK730</b> ALT, (AC)
					▲▲▲	<b>CT1065</b> CA
					▲▲▲	<b>CT1065K1</b> CA, MTR-CODE: TU5JP4, ⇒MTR-NO 1806404
					▲▲▲	<b>CT1065K3</b> CA, MTR-CODE: TU5JP4, MTR-NO 1806405⇒
					▲▲▲	<b>CT1065WP1</b> MTR-CODE: TU5JP4, CA, ⇒MTR-NO 1806404
					▲▲▲	<b>CT1065WP2</b> MTR-CODE: TU5JP4, CA, MTR-NO 1806405⇒
					⊙	<b>VD1100</b>
<b>309 I (10C, 10A)</b>						
1.1	10/85-07/89	E1	40	1118	∞	<b>AVX10X710</b> ALT, MTR-CODE: TU
					∞	<b>AVX10X775</b> ALT
					∞	<b>4PK815</b> AC, MTR-CODE: TU
					∞	<b>4PK855</b> AC, MTR-CODE: TU3F
					▲▲▲	<b>CT718</b> CA
					▲▲▲	<b>CT718K1</b> CA
					▲▲▲	<b>CT718WP1</b> CA, MTR-CODE: TU_
1.3	10/85-07/89	G1A	47	1294	∞	<b>AVX10X775</b> ALT
1.9 D	06/86-07/89	D9A (XUD9), 162 (XUD9)	47	1905	∞	<b>AVX10X550</b> VACP
					∞	<b>AVX10X613</b> PS
					∞	<b>4PK1217</b> ALT, (AC), SPAIN, SWITZERLAND
					∞	<b>4PK1230</b> ALT, (AC)
					∞	<b>4PK698</b> ALT, (AC), NO COLD COUNTRIES
					∞	<b>4PK715</b> ALT, (AC), COLD COUNTRIES
					▲▲▲	<b>CT1061</b> CA
					▲▲▲	<b>CT1061K1</b> CA
					▲▲▲	<b>CT1061WP2</b> CA, 01/1987⇒
<b>309 II (3C, 3A)</b>						
1.4	07/89-12/93	KDZ (TU3M), KDY (TU3M)	55	1361	∞	<b>AVX10X710</b> ALT, MTR-CODE: TU
					∞	<b>AVX10X775</b> ALT
					∞	<b>4PK810</b> AC, MTR-CODE: TU
					∞	<b>4PK855</b> AC, MTR-CODE: TU3F
					▲▲▲	<b>CT607</b> CA, ⇒MTR-NO 50355042
					▲▲▲	<b>CT607K1</b> CA, ⇒MTR-NO 50355042
					▲▲▲	<b>CT607WP1</b> CA, ⇒MTR-NO 50355042

PEUGEOT



ContiTech



**PEUGEOT**

**309 II (3C, 3A)**

					<b>CT744</b> <b>CT744K1</b>	CA, MTR-NO 50355043⇨ CA, MTR-NO 50355043⇨
1.6	07/89-12/93	BDZ (XU5M), BDY (XU5M3Z), BDY (XU5M2Z)	65	1580	<b>4PK698</b> <b>4PK841</b> <b>4PK954</b> <b>CT525</b> <b>CT525K1</b> <b>CT754</b> <b>CT754K1</b> <b>CT754WP1</b>	ALT, (-PS) AC ALT, (PS) CA, ⇨01/1992 CA, ⇨01/1992 CA, 01/1992⇨ CA, 02/1992⇨ CA, ORG-NO 5546⇨, 02/1992⇨
1.9 Diesel	07/89-12/93	D9A (XUD9), 162 (XUD9), DJZ (XUD9Y)	47	1905	<b>AVX10X550</b> <b>AVX10X613</b> <b>4PK1217</b> <b>4PK1230</b> <b>4PK698</b> <b>4PK715</b> <b>CT1061</b> <b>CT1061K1</b> <b>CT1061WP2</b>	VACP PS ALT, (AC), SPAIN, SWITZERLAND ALT, (AC) ALT, (-AC), NO COLD COUNTRIES ALT, (-AC), COLD COUNTRIES CA CA CA

**405 I (15B)**

1.6	07/87-12/92	BDZ (XU5M), BDY (XU5M2Z)	65	1580	<b>4PK698</b> <b>4PK841</b> <b>4PK954</b> <b>CT525</b> <b>CT525K1</b> <b>CT754</b> <b>CT754K1</b> <b>CT754WP1</b>	ALT, (-PS) AC ALT, (PS) CA, ⇨01/1992 CA, ⇨01/1992 CA, 01/1992⇨ CA, 02/1992⇨ CA, ORG-NO 5546⇨, 02/1992⇨
	01/87-12/92	B2A (XU52C/K), BDZ (XU5M), BDY (XU5M2Z)	65-69	1580	<b>4PK698</b> <b>4PK841</b> <b>4PK954</b> <b>CT525</b> <b>CT525K1</b> <b>CT754</b> <b>CT754K1</b> <b>CT754WP1</b>	ALT, (-PS) AC ALT, (PS) CA, ⇨01/1992 CA, ⇨01/1992 CA, 01/1992⇨ CA, 02/1992⇨ CA, ORG-NO 5546⇨, 02/1992⇨
1.8 Turbo Diesel	03/88-12/92	A8A (XUD7TE), AJZ (XUD7TEY)	66	1769	<b>AVX10X550</b> <b>AVX10X650</b> <b>AVX10X650</b> <b>5PK1230</b> <b>5PK698</b> <b>5PK715</b> <b>5PK970</b> <b>CT1061</b> <b>CT1061K1</b> <b>CT1061WP2</b> <b>VD1086</b> <b>MS01</b>	VACP, OE-NO 456912 PS VACP, OE-NO 400922 ALT, AC, (AUTOM) ALT, (MANL), OE-NO 5750.55 ALT, (AUTOM), OE-NO 5750.D2 ALT, AC, (MANL) CA CA CA (-AC) FOR ART-NO: VD1086
1.9 Diesel	07/88-09/92	DJZ (XUD9Y)	47	1905	<b>AVX10X550</b> <b>AVX10X650</b> <b>AVX10X650</b> <b>4PK698</b> <b>4PK715</b> <b>5PK1230</b> <b>5PK715</b> <b>5PK970</b> <b>CT1061</b> <b>CT1061K1</b> <b>CT1061WP2</b> <b>VD1086</b> <b>MS01</b>	VACP, OE-NO 456912 PS VACP, OE-NO 400922 ALT, (MANL) ALT, (MANL) ALT, AC, (AUTOM) ALT, (AUTOM) ALT, AC, (MANL) CA CA CA (PS), (-AC) FOR ART-NO: VD1086





ContiTech



**PEUGEOT**

**405 I (15B)**

↔	03/88-12/92	D9B (XUD9A)	51	1905	<b>AVX10X550</b> <b>AVX10X650</b> <b>AVX10X650</b> <b>4PK698</b> <b>5PK1230</b> <b>5PK715</b> <b>5PK970</b> <b>CT1061</b> <b>CT1061K1</b> <b>CT1061WP2</b> <b>VD1086</b> <b>MS01</b>	VACP, OE-NO 456912 VACP, OE-NO 400922 PS ALT, (MANL), OE-NO 5750.55 ALT, AC, (AUTOM) ALT, (AUTOM), OE-NO 5750.D2 ALT, AC, (MANL) CA CA CA (PS), (-AC) FOR ART-NO: VD1086
1.9, 1.9 4x4, 1.9 Injection	07/87-12/92	D2C (XU92C), DDZ (XU9M), DFZ (XU9J1)	70-80	1905	<b>4PK698</b> <b>4PK841</b> <b>4PK954</b> <b>CT525</b> <b>CT525K1</b> <b>CT754</b> <b>CT754K1</b> <b>CT754WP1</b>	ALT, (-PS) AC ALT, (PS) CA, ⇨01/1992 CA, ⇨01/1992 CA, 01/1992⇨ CA, 02/1992⇨ CA, ORG-NO 5546⇨, 02/1992⇨

**405 II (4B)**

1.6	08/92-05/97	BFZ (XU5JP), B2A (XU52C/K)	66	1580	<b>6PK1070</b> <b>6PK1080</b> <b>6PK1080K2</b> <b>6PK1100</b> <b>6PK1660</b> <b>6PK698</b> <b>CT754</b> <b>CT754K1</b>	ALT, (-AC), (PS), (VALEO A11V123) ALT, (-AC), (PS), (MITSUBISHI) ALT, (-AC), (PS), (MITSUBISHI) ALT, (AC), (-PS) ALT, (AC), (PS) ALT, (-AC), (-PS) CA CA
1.8	08/92-10/95	LFZ (XU7JP)	74	1762	<b>6PK1070</b> <b>6PK1080</b> <b>6PK1080K2</b> <b>6PK1095</b> <b>6PK1660</b> <b>6PK698</b> <b>CT754</b> <b>CT754K1</b> <b>CT754WP1</b>	ALT, PS, (-AC), MTR-CODE: XU7JP, (VALEO), FOR ALT: 70A, FOR ALT: 80A ALT, PS, (-AC), MTR-CODE: XU7JP, (MITSU), FOR ALT: 90A ALT, PS, (-AC), MTR-CODE: XU7JP, (MITSU), FOR ALT: 90A ALT, AC, (-PS), MTR-CODE: XU7JP ALT, PS, AC, MTR-CODE: XU7JP ALT, (-PS), (-AC), MTR-CODE: XU7JP CA CA CA
1.9 D	08/92-10/95	DJZ (XUD9Y)	47	1905	<b>AVX10X550</b> <b>AVX10X650</b> <b>6PK1130</b> <b>6PK1145</b> <b>6PK1145K2</b> <b>6PK1165</b> <b>6PK1710</b> <b>6PK730</b> <b>CT1061</b> <b>CT1061K1</b> <b>CT1061K2</b> <b>CT1061WP2</b> <b>VD1086</b> <b>MS01</b>	VACP, (PS), (AC) VACP ALT, PS, ⇨CH-NO 70980931 ALT, PS, CH-NO 708980932⇨ ALT, PS, CH-NO 708980932⇨ ALT, AC, (-PS) ALT, PS, AC ALT CA CA, ⇨01/1994 CA, 02/1994⇨ CA, ⇨01/1994
	06/94-10/95	DJY (XUD9A)	50	1905	<b>AVX10X550</b> <b>AVX10X650</b> <b>6PK1130</b> <b>6PK1145</b> <b>6PK1145K2</b> <b>6PK1165</b>	VACP, (PS), (AC) VACP ALT, PS, ⇨CH-NO 70980931 ALT, PS, CH-NO 708980932⇨ ALT, PS, CH-NO 708980932⇨ ALT, AC, (-PS)



ContiTech



**PEUGEOT**

405 II (4B)						
					6PK1710 6PK730 CT1061 CT1061K2 VD1086	ALT, PS, AC ALT CA CA
1.9 D, 1.9 TD	08/92-05/97	DJY (XUD9A), XUD9TE	51-69	1905	AVX10X550 6PK1130 6PK1145 6PK1145K2 6PK1173 6PK1698 6PK730 CT1061 CT1061K1 CT1061K2 CT1061WP1 CT1061WP2 VD1086 MS01	VACP, (AC), (PS), ⇨06/1993 ALT, (-AC), (PS), ⇨CH-NO 70980931 ALT, (-AC), (PS), CH-NO 70980932⇨ ALT, (-AC), (PS), CH-NO 70980932⇨ ALT, (AC), (-PS) ALT, (AC), (PS) ALT, (AC), (-PS) CA CA, ⇨01/1994 CA, 01/1994⇨ CA, 01/1994⇨ ⇨01/1994, CA
1.9 TD	08/92-10/95	DHY (XUD9TE)	66	1905	AVX10X550 AVX10X650 6PK1130 6PK1145 6PK1145K2 6PK1165 6PK1710 6PK730 CT1061 CT1061K1 CT1061K2 CT1061WP1 CT1061WP2 VD1086 MS01	VACP, (PS), (AC) VACP ALT, PS, ⇨CH-NO 70980931 ALT, PS, CH-NO 708980932⇨ ALT, PS, CH-NO 708980932⇨ ALT, AC, (-PS) ALT, PS, AC ALT CA CA, ⇨01/1994 CA, 02/1994⇨ CA, 02/1994⇨ CA, ⇨01/1994 FOR ART-NO: VD1086
2.0	08/92-10/95	RFX (XU10J2)	89	1998	6PK1070 6PK1080 6PK1080K2 6PK1095 6PK1660 6PK698 CT754 CT754K1 CT754K2	ALT, PS, (-AC), (VALEO), FOR ALT: 70A, FOR ALT: 80A ALT, PS, (-AC), (MITSU), FOR ALT: 90A ALT, PS, (-AC), (MITSU), FOR ALT: 90A ALT, AC, (-PS) ALT, PS, AC ALT, (-PS), (-AC) CA CA, 07/1993⇨ CA, ⇨06/1993
406 (8B, 8C, 8E/F)						
1.6	11/95-05/04	BFZ (XU5JP)	65	1580	6PK1070 6PK1080 6PK1080K2 6PK1660 CT754 CT754K1 CT754WP1	ALT, (BOSCH), (VALEO) ALT, (MITSU) ALT, (MITSU), ⇨06/1998, ⇨ORG-NO 07904 ALT, AC CA CA CA
1.8	05/97-05/04	LFX (XU7JB)	66	1761	6PK1070 6PK1080 6PK1080K2 6PK1660 CT754 CT754K1 CT754WP1	ALT, (VALEO) ALT, (MITSU) ALT, (MITSU), ⇨06/1998, ⇨ORG-NO 07904 ALT, AC CA CA CA
1.8 16V	11/95-10/00	LFY (XU7JP4)	81	1761	6PK1080 6PK1080K2	ALT ALT, ⇨06/1998, ⇨ORG-NO 07904





ContiTech



**PEUGEOT**

406 (8B, 8C, 8E/F)



					<b>6PK1660</b> <b>6PK1660K4</b> <b>CT955</b> <b>CT955K2</b>	ALT, AC ALT, AC, FOR ALT: 90A CA CA
	10/00-05/04	6FZ (EW7J4)	85	1749	<b>6PK1200</b> <b>6PK1725</b> <b>6PK1725K2</b> <b>CT1138</b> <b>CT1138K1</b> <b>CT1138WP1</b>	ALT, (AC) ALT, (AC) ALT, (AC) CA CA CA
1.9 D	10/96-05/04	DHW (XUD9SD)	55	1905	<b>AVX10X650</b> <b>6PK1110</b> <b>6PK1725</b> <b>CT1061</b> <b>CT1061K2</b> <b>CT1061WP1</b> <b>CT1061WP3</b>	VACP ALT ALT, AC CA CA CA, ⇨ ORG-NO 07389 CA
1.9 TD	01/96-05/04	DHX (XUD9TE)	66	1905	<b>AVX10X650</b> <b>6PK1100</b> <b>6PK1110</b> <b>6PK1725</b> <b>6PK1743</b> <b>6PK1750</b> <b>6PK1750K3</b> <b>CT1061</b> <b>CT1061K2</b> <b>CT1061WP1</b> <b>CT1061WP3</b> <b>VD1086</b> <b>MS01</b>	VACP ALT, (AC), ⇨ ORG-NO 06993 ALT, (AC), ORG-NO 06994⇨ ALT, (AC), ⇨ ORG-NO 06993, (SANDEN) ALT, (AC), (SANDEN), ORG-NO 06994⇨ ALT, (AC), (DELPHI), (HARRISSON) ALT, (AC), (DELPHI), (HARRISSON) CA CA CA CA, ⇨ ORG-NO 07389 CA, ORG-NO 07390⇨
		DHY (XUD9TE)	68	1905	<b>AVX10X650</b> <b>6PK1100</b> <b>6PK1110</b> <b>6PK1725</b> <b>6PK1743</b> <b>6PK1750</b> <b>6PK1750K3</b> <b>CT1061</b> <b>CT1061K2</b> <b>CT1061WP1</b> <b>CT1061WP3</b> <b>VD1086</b> <b>MS01</b>	VACP ALT, (AC), ⇨ ORG-NO 06993 ALT, (AC), ORG-NO 06994⇨ ALT, (AC), ⇨ ORG-NO 06993, (SANDEN) ALT, (AC), (SANDEN), ORG-NO 06994⇨ ALT, (AC), (DELPHI), (HARRISSON) ALT, (AC), (DELPHI), (HARRISSON) CA CA CA, ⇨ ORG-NO 07389 CA, ORG-NO 07390⇨
2.0 16V	11/95-05/04	RFV (XU10J4R)	97	1998	<b>6PK1165</b> <b>6PK1605</b> <b>CT955</b> <b>CT955K1</b>	ALT, (AC) ALT, AC CA CA
	08/00-06/04	RFN (EW10J4)	100	1997	<b>6PK1200</b> <b>6PK1725</b> <b>6PK1725K2</b> <b>CT1138</b> <b>CT1138K1</b> <b>CT1138WP1</b>	ALT, (AC) ALT, (AC) ALT, (AC) CA CA CA
2.0 HDI 90	02/99-05/04	RHY (DW10TD)	66	1997	<b>6PK1468</b> <b>6PK1468D1</b> <b>6PK1468K1</b> <b>6PK1740</b> <b>6PK1740D1</b> <b>6PK1740K1</b> <b>6PK1750</b> <b>6PK1750D2</b>	ALT, (AC) ALT, (AC), ⇨ 11/2002 ALT, (AC) ALT, (AC), (SANDEN) ALT, (AC), (SANDEN), ⇨ 11/2002 ALT, (AC), (SANDEN) ALT, (AC), (DELPHI) ALT, (AC), (DELPHI), ⇨ 11/2002





ContiTech



**PEUGEOT**

406 (8B, 8C, 8E/F)



2.0 HDi 110

06/98-08/01

RHZ (DW10ATED)

80

1997

- 6PK1750K1** ALT, (AC), (DELPHI)
- CT987** CA
- CT987K1** CA, ⇨ORG-NO 08735
- CT987K2** CA, ORG-NO 08736⇨
- CT987WP1** CA, ⇨ORG-NO 08735
- CT987WP2** CA, ORG-NO 08736⇨
- AP9023**
- AP9038**
- AP9042**
- VD1080** ⇨ORG-NO 09337
- VD1095** ORG-NO 09338⇨
- MS02** FOR ART-NO: VD1080, VD1095

2.0 HDi 110

08/01-05/04

RHZ  
(DW10ATED),  
RHS (DW10ATED)

79

1997

- 6PK1468** ALT, (-AC)
- 6PK1468D1** ALT, (AC), (AUTOM), ⇨ORG-NO 09365
- 6PK1468D1** ALT, (AC), (MANL), ⇨ORG-NO 09337
- 6PK1468K1** ALT, (-AC)
- 6PK1740** ALT, (AC), (SANDEN)
- 6PK1740D1** ALT, (AC), (SANDEN), (AUTOM), ⇨ORG-NO 09365
- 6PK1740D1** ALT, (AC), (SANDEN), (MANL), ⇨ORG-NO 09337
- 6PK1740K1** ALT, (AC), (SANDEN)
- 6PK1750** ALT, (AC), (DELPHI)
- 6PK1750D2** ALT, (AC), (DELPHI), (AUTOM), ⇨ORG-NO 09365
- 6PK1750D2** ALT, (AC), (DELPHI), (MANL), ⇨ORG-NO 09337
- 6PK1750K1** ALT, (AC), (DELPHI)
- CT987** CA
- CT987K1** CA, ⇨ORG-NO 08735
- CT987K2** CA, ORG-NO 08736⇨
- CT987WP1** CA, ⇨ORG-NO 08735
- CT987WP2** CA, ORG-NO 08736⇨
- AP9023**
- AP9042**
- VD1080** (MANL), ⇨ORG-NO 09337
- VD1080** (AUTOM), ⇨ORG-NO 09365
- VD1095** (MANL), ORG-NO 09338⇨
- VD1095** (AUTOM), ORG-NO 09366⇨
- MS01** FOR ART-NO: VD1080, VD1095

2.1 TD 12V

01/96-05/04

P8C (XUD11BTE)

80

2088

- 6PK1110** ALT, PS, (-AC)
- 6PK1740** ALT, PS, AC, (SANDEN)
- 6PK1740K2** ALT, PS, AC, (SANDEN)
- 6PK1750** ALT, PS, AC, (DELPHI), (HARRISSON)







PEUGEOT						
<b>406 (8B, 8C, 8E/F)</b>						
↙↘					<b>6PK1750K3</b> <b>CT772</b> <b>CT772K1</b> <b>CT772WP1</b> <b>VD1088</b> <b>MS01</b>	ALT, PS, AC, (DELPHI), (HARRISSON) CA CA CA FOR ART-NO: VD1088
2.2 HDi	03/00-05/04	4HX (DW12TED4/FAP)	98	2179	<b>6PK1740</b> <b>6PK1740D1</b> <b>6PK1740K4</b> <b>6PK1750</b> <b>6PK1750D2</b> <b>CT1037</b> <b>CT1037K2</b> <b>CT1037WP1</b> <b>AP9013</b> <b>AP9019</b> <b>AP9023</b> <b>AP9038</b> <b>AP9042</b> <b>VD1080</b> <b>MS02</b>	ALT, (AC), (SANDEN) ALT, (AC), (SANDEN), (MANL) ALT, (AC), (SANDEN) ALT, (AC), (DELPHI) ALT, (AC), (DELPHI), (MANL) CA CA CA CA CA FOR ART-NO: VD1080
<b>406 Break / Estate (8B, 8C, 8E/F)</b>						
1.8 16V	10/96-10/00	LFY (XU7JP4)	81	1761	<b>6PK1080</b> <b>6PK1080K2</b> <b>6PK1660</b> <b>6PK1660K4</b> <b>CT955</b> <b>CT955K1</b> <b>CT955K2</b>	ALT ALT, ⇨06/1998, ⇨ORG-NO 07904 ALT, AC ALT, AC, FOR ALT: 90A CA CA, ⇨ORG-NO 8469 CA, ORG-NO 8470⇨
	10/00-10/04	6FZ (EW7J4)	85	1749	<b>6PK1200</b> <b>6PK1725</b> <b>6PK1725K2</b> <b>CT1138</b> <b>CT1138K1</b> <b>CT1138WP1</b>	ALT, (AC) ALT, (AC) ALT, (AC) CA CA CA
1.9 TD	10/96-10/04	DHX (XUD9TE)	66	1905	<b>AVX10X650</b> <b>6PK1110</b> <b>6PK1740</b> <b>6PK1740K2</b> <b>6PK1750</b> <b>CT1061</b> <b>CT1061K2</b> <b>CT1061WP1</b> <b>CT1061WP3</b> <b>VD1086</b> <b>MS01</b>	VACP ALT, (AC) ALT, (SANDEN) ALT, (SANDEN) ALT, (AC), (DELPHI, HARRISSON) CA CA CA, ⇨ORG-NO 07389 CA, ORG-NO 07390⇨ FOR ART-NO: VD1086
2.0 16V	10/96-10/04	RFV (XU10J4R)	97	1998	<b>6PK1165</b> <b>6PK1605</b> <b>CT955</b> <b>CT955K1</b>	ALT, (AC) ALT, AC CA CA
	10/00-10/04	RFN (EW10J4)	100	1997	<b>6PK1200</b> <b>6PK1725</b> <b>6PK1725K2</b> <b>CT1138</b> <b>CT1138K1</b> <b>CT1138WP1</b>	ALT, (AC) ALT, (AC) ALT, (AC) CA CA CA
2.0 HDi 90	02/99-10/04	RHY (DW10TD)	66	1997	<b>6PK1468</b> <b>6PK1468D1</b> <b>6PK1468K1</b> <b>6PK1740</b> <b>6PK1740D1</b>	ALT, (AC) ALT, (AC), ⇨ORG-NO 09337 ALT, (AC) ALT, (AC), (SANDEN) ALT, (AC), (SANDEN), ⇨ORG-NO 09337





ContiTech



**PEUGEOT**

406 Break / Estate (8B, 8C, 8E/F)



					<b>6PK1740K1</b> ALT, (AC), (SANDEN) <b>6PK1750</b> ALT, (AC), (DELPHI) <b>6PK1750D2</b> ALT, (AC), (DELPHI), ⇨ORG-NO 09337 <b>6PK1750K1</b> ALT, (AC), (DELPHI) <b>CT987</b> CA <b>CT987K1</b> CA, ⇨ORG-NO 08735 <b>CT987K2</b> CA, ORG-NO 08736⇨ <b>CT987WP1</b> CA, ⇨ORG-NO 08735 <b>CT987WP2</b> CA, ORG-NO 08736⇨ <b>AP9023</b> <b>AP9038</b> <b>AP9042</b> <b>VD1080</b> ⇨ORG-NO 09337 <b>VD1095</b> ORG-NO 09338⇨ <b>MS02</b> FOR ART-NO: VD1080, VD1095
2.0 HDI 110	02/99-04/04	RHZ (DW10ATED)	80	1997	<b>6PK1468</b> ALT, (AC) <b>6PK1468D1</b> ALT, (AC), (MANL), ⇨ORG-NO 09337 <b>6PK1468D1</b> ALT, (AC), (AUTOM), ⇨ORG-NO 09365 <b>6PK1468K1</b> ALT, (AC) <b>6PK1740</b> ALT, (AC), (SANDEN) <b>6PK1740D1</b> ALT, (AC), (SANDEN), (AUTOM), ⇨ORG-NO 09365 <b>6PK1740D1</b> ALT, (AC), (SANDEN), (MANL), ⇨ORG-NO 09337 <b>6PK1740K1</b> ALT, (AC), (SANDEN) <b>6PK1750</b> ALT, (AC), (DELPHI) <b>6PK1750D2</b> ALT, (AC), (DELPHI), (AUTOM), ⇨ORG-NO 09365 <b>6PK1750D2</b> ALT, (AC), (DELPHI), (MANL), ⇨ORG-NO 09337 <b>6PK1750K1</b> ALT, (AC), (DELPHI) <b>CT987</b> CA <b>CT987K1</b> CA, ⇨ORG-NO 08735 <b>CT987K2</b> CA, ORG-NO 08736⇨ <b>CT987WP1</b> CA, ⇨ORG-NO 08735 <b>CT987WP2</b> CA, ORG-NO 08736⇨ <b>AP9023</b> <b>AP9038</b> <b>AP9042</b> <b>VD1080</b> ⇨ORG-NO 09337, (MANL) <b>VD1080</b> ⇨ORG-NO 09365, (AUTOM) <b>VD1095</b> ORG-NO 09338⇨, (MANL) <b>VD1095</b> ORG-NO 09366⇨, (AUTOM) <b>MS01</b> FOR ART-NO: VD1080, VD1095
2.1 TD 12V	10/96-10/04	P8C (XUD11BTE)	80	2088	<b>6PK1110</b> ALT, PS, (AC) <b>6PK1740</b> ALT, PS, AC, (SANDEN) <b>6PK1740K2</b> ALT, PS, AC, (SANDEN) <b>6PK1750</b> ALT, PS, AC, (HARRISON) <b>CT772</b> CA <b>CT772K1</b> CA <b>CT772WP1</b> CA <b>VD1088</b> <b>MS01</b> FOR ART-NO: VD1088
2.2 HDI	03/00-10/04	4HX (DW12TED4/FAP)	98	2179	<b>6PK1740</b> ALT, PS, AC, (SANDEN) <b>6PK1740D1</b> ALT, (AC), (SANDEN), (MANL) <b>6PK1740K4</b> ALT, PS, (AC), (SANDEN) <b>6PK1750</b> ALT, PS, AC, (DELPHI) <b>6PK1750D2</b> ALT, (AC), (DELPHI), (MANL) <b>CT1037</b> CA <b>CT1037K2</b> CA <b>CT1037WP1</b> CA <b>AP9013</b> <b>AP9019</b> <b>AP9023</b> <b>AP9038</b>





PEUGEOT						
<b>406 Break / Estate (8B, 8C, 8E/F)</b>						
					AP9042 VD1080 MS02	FOR ART-NO: VD1080
<b>406 Coupe (8B, 8C, 8E/F)</b>						
2.0 16V	03/97-12/04	RFV (XU10J4R)	97	1998	6PK1165 6PK1605 CT955 CT955K1	ALT, (AC) ALT, AC CA CA
	10/00-12/04	RFN (EW10J4)	100	1997	6PK1200 6PK1725 6PK1725K2 CT1138 CT1138K1 CT1138WP1	ALT, (AC) ALT, (AC) ALT, (AC) CA CA CA
2.2 HDI	03/00-12/04	4HX (DW12TED4/FAP)	98	2179	6PK1740 6PK1740D1 6PK1740K4 6PK1750 6PK1750D2 CT1037 CT1037K2 CT1037WP1 AP9013 AP9019 AP9023 AP9038 AP9042 VD1080 MS02	ALT, PS, AC, (SANDEN) ALT, (AC), (SANDEN), (MANL) ALT, PS, (AC), (SANDEN) ALT, PS, AC, (DELPHI) ALT, (AC), (DELPHI), (MANL) CA CA CA
3.0 V6	03/00-12/04	XFX (ES9J4S)	152	2946	6PK1468 6PK1590 6PK1605 CT1052 CT1052K1	ALT, PS, (AC), MTR-CODE: ES9J4 ALT, PS, AC, MTR-CODE: ES9J4S ALT, PS, AC, MTR-CODE: ES9J4 CA CA
3.0 V6 24V	03/97-12/04	XFZ (ES9J4)	140	2946	6PK1480 6PK1590 6PK1605 CT1052 CT1052K1	ALT, PS, (AC), MTR-CODE: ES9J4 ALT, PS, AC, MTR-CODE: ES9J4S ALT, PS, AC, MTR-CODE: ES9J4 CA CA, 01/2000⇨
<b>407 (6D, 6E)</b>						
1.6 HDi 110	05/04-	9HZ (DV6TED4)	80	1560	6PK1705 6PK1705K2 6PK1710 6PK1710K1 CT1092 CT1092K1 CT1092WP1 AP9013 AP9019 AP9023 AP9042 VD1094 VD1096 MS08	ALT, ⇨ORG-NO 11619 ALT, ⇨ORG-NO 11619 ALT, ORG-NO 11620⇨ ALT, ORG-NO 11620⇨ CA, MTR-CODE: DV6TED4 CA CA  ⇨ORG-NO 10556 ORG-NO 10557⇨ FOR ART-NO: VD1094, VD1096
1.8	05/04-	6FZ (EW7J4)	85	1749	6PK1710 6PK1710K2 CT1138 CT1138K1 CT1138WP1	ALT, (AC) ALT, (AC) CA CA CA
1.8 16V	09/05-	6FY (EW7A)	92	1749	6PK1000 CT1110	ALT CA, MTR-CODE: EW7A

PEUGEOT



ContiTech



**PEUGEOT**

407 (6D\_, 6E\_)

2.0	05/04-	RFN (EW10J4)	100	1997	<b>CT1110K1</b> <b>6PK1000</b> <b>6PK1710</b> <b>6PK1710K2</b> <b>CT1138</b> <b>CT1138K1</b> <b>CT1138WP1</b>	CA, MTR-CODE: EW7A ALT, ORG-NO 10248⇒, 12/2004⇒ ALT, ⇒ORG-NO 10247, ⇒11/2004 ALT, ⇒11/2004, ⇒ORG-NO 10247 CA CA CA
2.0 16V	09/05-	RFJ (EW10A)	103	1997	<b>6PK1000</b> <b>CT1110</b> <b>CT1110K1</b>	ALT CA, MTR-CODE: EW10A CA, MTR-CODE: EW10A
2.0 HDi	08/08-	RHF (DW10BTED4)	103	1997	<b>6PK1217</b> <b>CT1091</b> <b>CT1091K1</b> <b>CT1091WP1</b> <b>AP9013</b> <b>AP9019</b> <b>AP9023</b> <b>AP9040</b> <b>AP9042</b>	ALT CA CA CA
	07/09-	RHH (DW10CTED4)	120	1997	<b>6PK1244</b> <b>CT1140</b> <b>CT1140K1</b> <b>AP9019</b>	ALT CA CA
2.0 HDi 135	05/04-	RHR (DW10BTED4)	100	1997	<b>6PK1217</b> <b>6PK1217K1</b> <b>CT1091</b> <b>CT1091K1</b> <b>CT1091WP1</b> <b>AP9013</b> <b>AP9019</b> <b>AP9023</b> <b>AP9040</b> <b>AP9042</b>	ALT, AC ALT, AC CA CA CA
2.2	05/04-	3FZ (EW12J4)	116	2230	<b>6PK1710</b> <b>6PK1710K2</b> <b>CT1138</b> <b>CT1138K1</b> <b>CT1138WP1</b>	ALT, (AC) ALT, (AC), ⇒ORG-NO 10247, ⇒11/2004 CA CA CA

**508**

1.6 HDi	11/10-	9HR (DV6C), 9HD (DV6CTED)	82-84	1560	<b>6PK1020 EXTRA</b> <b>6PK1020 EXTRA K1</b> <b>6PK976</b> <b>6PK976K1</b> <b>CT1162</b> <b>CT1162K1</b> <b>CT1162WP1</b> <b>AP9019</b> <b>VD1096</b> <b>MS08</b>	ALT, (START-STOP) ALT, (START-STOP) ALT, (-START-STOP) ALT, (-START-STOP) CA CA CA FOR ART-NO: VD1096
1.6, 1.6 THP	11/10-	EP6CDT, 5GZ (EP6FDT)	115- 120	1598	<b>6PK905 EXTRA</b> <b>6PK905 EXTRA K1</b> <b>AP9018</b>	ALT, (AC) ALT, (AC)
2.0 BlueHDi 150	04/14-	AHX (DW10FD), AHW (DW10FC)	110- 133	1997	<b>6PK1073 EXTRA</b>	ALT, (AC), (START-STOP)
2.0 HDi	11/10-	RHR (DW10BTED4)	100	1997	<b>6PK1073 EXTRA</b> <b>6PK1217</b> <b>6PK1217K1</b> <b>CT1091</b> <b>CT1091K1</b> <b>AP9019</b>	MTR-CODE: DW10FD, ALT ALT ALT CA CA
		RHF	103	1997	<b>6PK1217</b>	ALT





PEUGEOT							
508 ↕		(DW10BTE4)			6PK1217K1 CT1091 CT1091K1 AP9019	ALT CA CA	
		RHH (DW10CTED4)	120	1997	6PK1244 CT1140 CT1140K1 AP9019	ALT, (-START-STOP) CA CA	
	2.0 HDi 180 RXH	10/14-		133	1997	6PK1073 EXTRA AP9019	ALT MTR-CODE: DW10TED4, ⇨ORG-NO 13747
	2.2 HDi	11/10-	4HL (DW12C)	150	2179	6PK1205 CT1142 CT1142K1 AP9019	ALT CA CA
605 (6B) 2.1 Turbo Diesel	06/89-09/99	PHZ (XUD11ATE)	80	2088	4PK1028 5PK1200 5PK775 6PK1100 6PK1110 6PK1725 CT772 CT772K1 CT772WP1 VD1088  VD1088 VD1088  MS01	ALT, PS, ⇨06/1995, (-AC) ALT, (-PS), (AC), ⇨06/1995 ALT, (-AC), ⇨06/1995 ALT, PS, (-AC), 07/1995⇨ ALT, (-AC), 07/1995⇨ ALT, (-PS), (AC), 07/1995⇨ CA CA CA MTR-CODE: XUD11ATE, XUD11BTE, (MANL), 06/1995⇨ MTR-CODE: XUD11BTE, (AUTOM) MTR-CODE: XUD11ATE, (AUTOM), 06/1995⇨, ⇨ORG-NO 07237 FOR ART-NO: VD1088	
607 (9D, 9U) 2.2 16V	02/00-	3FZ (EW12J4)	116	2230	6PK1710 6PK1710K2 CT1138 CT1138K1 CT1138WP1	ALT, PS, AC ALT, (AC), PS CA CA CA	
2.2 HDi	02/00-	4HX (DW12TED4/FAP)	98	2179	6PK1740 6PK1740D1 6PK1740K4 6PK1740K4 6PK1740K4  6PK1743 CT1037 CT1037K2 CT1037WP1 AP9013 AP9019 AP9023 AP9038 AP9040 AP9042 VD1080 VD1095 VD1095 MS02	ALT, ⇨11/2004 ALT, ⇨11/2004, ⇨ORG-NO 10247, (MANL) ALT, (2000) ALT, ⇨11/2004, (MANL), ⇨ORG-NO 10247, (2004) ALT, ⇨11/2004, (AUTOM), ⇨ORG-NO 10261, (2004) ALT, 12/2004⇨ CA CA CA ⇨ORG-NO 10247, (MANL) ORG-NO 10248⇨, (MANL) (AUTOM) FOR ART-NO: VD1080, VD1095	
3.0 V6 24V	02/00-	XFX (ES9J4S)	152	2946	6PK1590 CT1052 CT1052K1	ALT, AC CA CA	
806 (221) 1.9 TD	07/95-08/02	DHX (XUD9TE)	66	1905	AVX10X650  	VACP	



ContiTech



**PEUGEOT**

806 (221)



					6PK1100 6PK1740 6PK1740K2 CT1061 CT1061K2 CT1061WP1 CT1061WP3 VD1086 MS01	ALT, (AC) ALT, (AC) ALT, (AC) CA CA CA, ⇨ORG-NO 07389 CA, ORG-NO 07390⇨ FOR ART-NO: VD1086
--	--	--	--	--	---	---

2.0	06/94-08/02	RFU (XU10J2)	89	1998	AVX10X1025 6PK1070 6PK1080 6PK1080K2 6PK1660 CT754 CT754K1	HYDP ALT ALT ALT, ⇨01/1997 ALT, AC CA CA
-----	-------------	--------------	----	------	--	--

2.0 HDI	08/99-08/02	RHZ (DW10ATED)	80	1997	6PK1468 6PK1468D1 6PK1468K1 6PK1740 6PK1740D1 6PK1740K1 6PK1750 6PK1750D2 6PK1750K1 CT1063 CT1063K2 CT987 CT987K1 CT987K2 CT987WP1 CT987WP2 AP9038 AP9042 VD1080 MS01	ALT, (AC) ALT, (AC) ALT, (AC) ALT, (AC), (SANDEN) ALT, (AC), (SANDEN) ALT, (AC), (SANDEN) ALT, (AC), (DELPHI) ALT, (AC), (DELPHI) ALT, (AC), (DELPHI) CA, MTR-CODE: DW10ATED4 CA, MTR-CODE: DW10ATED4 CA, MTR-CODE: DW10ATED CA, MTR-CODE: DW10ATED, ⇨ORG-NO 08560 CA, MTR-CODE: DW10ATED, ORG-NO 08561⇨ CA, MTR-CODE: DW10ATED, ⇨ORG-NO 08560 CA, MTR-CODE: DW10ATED, ORG-NO 08561⇨ FOR ART-NO: VD1080
---------	-------------	----------------	----	------	--	---

2.1 td 12V	06/96-08/99	P8C (XUD11BTE)	80	2088	6PK1100 6PK1740 6PK1740K1 CT772 CT772K1 CT772WP1 VD1088 MS01	ALT, (AC) ALT, (AC) ALT, (AC) CA CA CA FOR ART-NO: VD1088
------------	-------------	----------------	----	------	---	---

807 (E)

2.0 HDi	06/02-	RHW (DW10ATED4), RHT (DW10ATED4), RHM (DW10ATED4)	79	1997	6PK1740 6PK1740D1 6PK1740K1 CT1063 CT1063K2 CT1063WP1 AP9013 AP9019 AP9023 AP9038 AP9040 AP9042 VD1080 VD1095 MS02	ALT, (AC) ALT, (AC), ⇨ORG-NO 09519 ALT, (AC) CA CA CA ⇨ORG-NO 09519 ORG-NO 09520⇨ FOR ART-NO: VD1080, VD1095
---------	--------	--	----	------	--	--





PEUGEOT						
807 (E) ↔ 2.0 HDi	06/06-	RHR (DW10BTED4)	100	1997	6PK1217 6PK1217K1 CT1091 CT1091K1 AP9013 AP9019 AP9023 AP9040 AP9042	ALT ALT CA CA
	06/09-	RHH (DW10CTED4)	120	1997	6PK1244 CT1140 CT1140K1 AP9019	ALT CA CA
	06/02-	4HX (DW12TED4/FAP), 4HW (DW12BTED4)	94	2179	6PK1740 6PK1740D1 6PK1740K4 CT1037 CT1037K2 CT1037WP1 AP9013 AP9019 AP9023 AP9038 AP9040 AP9042 VD1080 VD1095 MS02	ALT, (AC) ALT, (AC), ↔ORG-NO 10247 ALT, (AC) CA CA CA CA ↔ORG-NO 10247 ORG-NO 10248↔ FOR ART-NO: VD1080, VD1095
	06/06-	4HT (DW12BTED4)	125	2179	6PK1205 CT1142 CT1142K1 AP9013 AP9019 AP9023 AP9040 AP9042	ALT CA CA
1007 (KM_) 1.4	04/05-	KFV (TU3JP)	54	1360	6PK1050 6PK1050K3 6PK1125 6PK730 CT1067 CT1067K1 CT1067WP1 VD1100	ALT, (AC), MTR-CODE: TU3A ALT, (AC), MTR-CODE: TU3A ALT, (AC), MTR-CODE: TU3JP ALT CA, MTR-CODE: TU3JP, TU3A CA, MTR-CODE: TU3JP, TU3A CA, MTR-CODE: TU3JP, TU3A
	04/05-	8HX (DV4TD), 8HZ (DV4TD)	50	1398	6PK800 6PK800K1 6PK976 6PK976K1 CT1063 CT1063K1 CT1063WP2 AP9013 AP9019 AP9023 AP9042 VD1094 MS08	ALT, (AC) ALT, (AC), ↔ORG-NO 11073, ↔03/2007 ALT, (AC) ALT, (AC) CA CA CA CA FOR ART-NO: VD1094
	04/05-	NFU (TU5JP4)	80	1587	6PK1050 6PK1050K3 6PK1070	ALT, (AC), ↔09/2007, ↔ORG-NO 11255 ALT, (AC), ↔09/2007, ↔ORG-NO 11255 ALT, (AC), 09/2007↔, ORG-NO 11256↔





ContiTech



**PEUGEOT**

1007 (KM)



					<b>6PK1070K3</b> <b>6PK730</b> <b>CT1065</b> <b>CT1065K3</b> <b>CT1065WP2</b> <b>VD1100</b>	ALT, (AC), 09/2007⇨, ORG-NO 11256⇨ ALT, (-AC) CA CA CA
--	--	--	--	--	--	--

<b>2008</b>						
1.2 THP 110	01/15-	HNZ (EB2DT)	81	1199	<b>6PK1070</b> <b>6PK848 ELAST</b> <b>AP9019</b>	ALT, (AC) ALT, (-AC) MTR-CODE: EB2DT
1.2 THP 130	01/15-	HNY (EB2DTS)	96	1199	<b>AP9019</b>	MTR-CODE: EB2DTS
1.2 VTi	03/13-	HMZ (EB2F)	60	1199	<b>6PK1070</b> <b>6PK848 ELAST</b> <b>AP9019</b>	ALT, (AC) ALT, (-AC)
1.4 HDi	06/13-	8HR (DV4C)	50	1398	<b>6PK800</b> <b>6PK976</b> <b>6PK976K1</b> <b>CT1163</b> <b>CT1163K1</b> <b>AP9019</b> <b>VD1096</b>	ALT, (AC) ALT, (AC) ALT, (AC) CA CA (-START-STOP)
1.6 HDi	03/13-	9HP (DV6DTED)	68	1560	<b>6PK1020 EXTRA</b> <b>6PK1020 EXTRA K1</b> <b>CT1162</b> <b>CT1162K1</b> <b>CT1162WP1</b> <b>VD1096</b>	ALT, (START-STOP) ALT, (START-STOP) CA CA CA ⇨09/2013, ⇨ORG-NO 13453
		9HD (DV6CTED)	84	1560	<b>6PK1020 EXTRA</b> <b>6PK1020 EXTRA K1</b> <b>CT1162</b> <b>CT1162K1</b> <b>CT1162WP1</b> <b>VD1096</b>	ALT, (START-STOP) ALT, (START-STOP), (AC) CA CA CA
1.6 VTi	03/13-	5FS (EP6C)	88	1598	<b>6PK684 ELAST</b> <b>6PK905 EXTRA</b> <b>6PK905 EXTRA K1</b> <b>AP9018</b>	ALT, (AC) ALT, (AC) ALT, (AC)

<b>3008</b>						
1.2	01/15-	HNY (EB2DTS)	96	1199	<b>AP9019</b>	MTR-CODE: EB2DTS
1.6 BlueHDi 120	05/14-	BHZ (DV6FC)	88	1560	<b>6PK962</b>	ALT
1.6 HDi	06/09-	9HZ (DV6TED4)	80	1560	<b>6PK976</b> <b>6PK976K1</b> <b>CT1092</b> <b>CT1092K1</b> <b>CT1092WP1</b> <b>AP9013</b> <b>AP9019</b> <b>AP9023</b> <b>AP9042</b> <b>VD1096</b> <b>MS08</b>	ALT ALT CA CA CA FOR ART-NO: VD1096
	08/10-	9HR (DV6C)	82	1560	<b>6PK1020 EXTRA</b> <b>6PK1020 EXTRA K1</b> <b>6PK976</b> <b>6PK976K1</b> <b>CT1162</b> <b>CT1162K1</b> <b>CT1162WP1</b> <b>AP9019</b> <b>VD1096</b> <b>MS08</b>	ALT, (START-STOP) ALT, (START-STOP), (AC) ALT, (-START-STOP) ALT CA CA CA FOR ART-NO: VD1096









ContiTech



**PEUGEOT**

5008



	08/10-	9HR (DV6C)	82	1560	<b>6PK1020 EXTRA</b> <b>6PK1020 EXTRA K1</b> <b>6PK800</b> <b>6PK976</b> <b>6PK976K1</b> <b>CT1162</b> <b>CT1162K1</b> <b>CT1162WP1</b> <b>AP9019</b> <b>VD1096</b> <b>MS08</b>	ALT, (START-STOP) ALT, (START-STOP), (AC) ALT, (-AC), (-START-STOP) ALT, (AC), (-START-STOP) ALT, (AC), (-START-STOP) CA CA CA FOR ART-NO: VD1096
	03/13-	9HD (DV6CTED)	84	1560	<b>6PK1020 EXTRA</b> <b>6PK1020 EXTRA K1</b> <b>6PK800</b> <b>6PK976</b> <b>6PK976K1</b> <b>CT1162</b> <b>CT1162K1</b> <b>CT1162WP1</b> <b>AP9019</b> <b>VD1096</b>	ALT, (START-STOP) ALT, (START-STOP), (AC) ALT, (-AC), (-START-STOP) ALT, (AC), (-START-STOP) ALT, (AC), (-START-STOP) CA CA CA MTR-CODE: DV6C, (-START-STOP)
2.0 HDi	09/09-	RHH (DW10CTED4)	120	1997	<b>6PK1244</b> <b>CT1140</b> <b>CT1140K1</b> <b>AP9019</b>	ALT, (AC), MTR-CODE: DW10CTED4 CA, MTR-CODE: DW10CTED4 CA, MTR-CODE: DW10CTED4
2.0 HDi 136 / BlueHDi 136, 2.0 HDi 150 / BlueHDi 150	06/09-	RHD (DW10CTED4), AHV (DW10FD), RHE (DW10CTED4), AHX (DW10FD)	100- 110	1997	<b>6PK1073 EXTRA</b> <b>6PK1244</b> <b>CT1140</b> <b>CT1140K1</b> <b>AP9019</b>	MTR-CODE: DW10FD, ALT, (AC), (START-STOP) ALT CA CA
<b>BIPPER (AA_) / BIPPER Tepee</b> 1.3 HDi 75	10/10-	199 A9.000	55	1248	<b>6PK1526</b> <b>6PK1670</b> <b>AP9035</b> <b>AP9082</b>	ALT, (-AC) ALT, (AC)
1.4 HDi	02/08-	8HS (DV4TED)	50	1398	<b>6PK1352</b> <b>6PK1710</b> <b>6PK1710K1</b> <b>CT1063</b> <b>CT1063K1</b> <b>CT1063WP2</b> <b>AP9013</b> <b>AP9019</b> <b>VD1096</b> <b>MS08</b>	ALT, (AC) ALT, (AC) ALT, (AC) CA CA CA, MTR-CODE: DV4TED FOR ART-NO: VD1096
<b>BOXER</b> 2.2 HDi 100	04/06-	4HV (P22DTE)	74	2198	<b>4PK922 ELAST</b> <b>4PK922 ELAST T1</b> <b>6PK1670</b> <b>6PK873 ELAST</b> <b>6PK873 ELAST T1</b> <b>AP9048</b>	PS PS, (AC) ALT, (AC) ALT, (-AC) ALT, PS, (-AC), 2 BELTS
2.2 HDi 120, 2.2 HDi 130	04/06-	4HU (P22DTE), 4HH (P22DTE)	88-96	2198	<b>4PK922 ELAST</b> <b>4PK922 ELAST T1</b> <b>6PK1670</b> <b>6PK873 ELAST</b> <b>6PK873 ELAST T1</b> <b>AP9048</b> <b>VD1098</b>	PS PS, (AC) ALT, (AC) ALT, (-AC) ALT, PS, (-AC), 2 BELTS
2.2 HDi 130	03/11-	4HH (P22DTE)	96	2198	<b>4PK922 ELAST</b>	PS





ContiTech



**PEUGEOT**

**BOXER**



					<b>4PK922 ELAST T1</b> <b>6PK1642</b> <b>6PK1670</b> <b>6PK873 ELAST</b> <b>6PK873 ELAST T1</b> <b>AP9048</b> <b>VD1098</b>	PS, (AC) ALT, (AC), OE-NO 9676553180 ALT, (AC) ALT, (AC) ALT, PS, (-AC), 2 BELTS
3.0 HDi	02/07-		115	2998	<b>4PK1102 ELAST</b> <b>6PK1165</b> <b>AP9074</b>	AC ALT
3.0 HDi 160	04/06-	F1CE0481D (F30DT)	116	2999	<b>4PK1102 ELAST</b> <b>6PK1165</b> <b>AP9074</b> <b>VD1121</b>	AC ALT

**BOXER (230L, 230P, ZCT )**

1.9 D	03/94-04/02	D9B (XUD9AU)	51	1905	<b>AVX10X710</b> <b>4PK755</b> <b>6PK1153</b> <b>6PK730</b> <b>CT1061</b> <b>CT1061K2</b> <b>CT1061WP3</b> <b>VD1086</b> <b>MS01</b>	PS, ⇨12/1996 PS, 01/1997⇨ ALT, AC ALT CA CA CA, 02/1997⇨ (-PS) FOR ART-NO: VD1086
1.9 TD	07/99-04/02	XUD9TE	66	1905	<b>4PK755</b> <b>6PK1153</b> <b>6PK730</b> <b>CT1061</b> <b>CT1061K2</b> <b>VD1086</b> <b>MS01</b>	PS ALT, (AC) ALT, (AC) CA CA (-PS) FOR ART-NO: VD1086
	03/94-04/02	D8C (XUD9UTF)	68	1905	<b>AVX10X650</b> <b>AVX10X710</b> <b>4PK755</b> <b>6PK1153</b> <b>6PK730</b> <b>CT1061</b> <b>CT1061K2</b> <b>CT1061WP1</b> <b>CT1061WP3</b> <b>VD1086</b> <b>MS01</b>	VACP PS, ⇨12/1996 PS, 12/1996⇨ ALT, AC ALT CA CA CA, ⇨01/1997 CA, 02/1997⇨ (-PS) FOR ART-NO: VD1086
2.0 4x4	03/96-09/98		80	1998	<b>AVX10X715</b> <b>4PK755</b> <b>6PK1100</b> <b>6PK698</b> <b>CT865</b> <b>CT865K1</b>	PS, ⇨12/1996 PS, 12/1996⇨ ALT, (AC) ALT, (AC) CA CA
2.0 i	03/94-04/02	RFW (XU10J2)	80	1998	<b>AVX10X710</b> <b>4PK755</b> <b>6PK1095</b> <b>6PK698</b> <b>CT865</b> <b>CT865K1</b>	PS, ⇨12/1996 PS, 01/1997⇨ ALT, AC ALT CA CA
2.5 D	03/94-04/02	T9A (DJ5)	63	2446	<b>3PK866</b> <b>4PK866</b> <b>6PK1015</b> <b>6PK800</b> <b>6PK915</b> <b>CT891</b> <b>CT891K1</b>	WP, 06/1996⇨ WP, ⇨05/1996 ALT, PS ALT, (-PS) AC CA CA





ContiTech



**PEUGEOT**

**BOXER (230L, 230P, ZCT,)**  
↩ 2.5 DT

10/97-11/01

62

2499

- 5PK1080** AC
- 6PK890** ALT
- CT1038** CA
- CT1038K1** CA
- CT1038K2** CA
- AP9038**

2.5 TDI, 2.5 TDI 4x4

01/97-04/02

THX (DJ5TED)

79

2446

- 3PK945** WP
- 6PK1015** ALT, PS
- 6PK800** ALT, (-PS)
- 6PK915** AC
- CT951** CA
- CT951K1** CA

2.8 HDi, 2.8 HDi 4x4

10/00-04/02

8140.43S  
(F28DTCR)

94

2798

- 5PK1100** AC
- 6PK948** ALT, PS, (MANL)
- 6PK995** ALT, PS, (AUTOM)
- 6PK995D1** ALT, (AUTOM)
- CT1038** CA
- CT1038K1** CA
- CT1038K2** CA
- AP9038**
- VD1062** (-AC)
- MS27** FOR ART-NO: VD1062

**BOXER (244, Z,)**  
2.0

04/02-

RFL (XU10J2U)

81

1998

- 4PK755** PS
- 6PK1100** ALT, AC
- 6PK698** ALT, (-AC)
- CT865** CA
- CT865K1** CA

2.0 HDi

04/02-

RHV (DW10UTD),  
RHV (DW10TD)

62

1997

- 4PK755** PS
- 6PK1185** ALT, AC
- 6PK1468** ALT, PS, (-AC), ⇨05/2004
- 6PK1468D1** MTR-CODE: DW10TD, ⇨04/2004, ALT, PS, (-AC)
- 6PK875** ALT, (-AC), 06/2004⇨
- CT987** CA
- CT987K1** CA
- CT987WP1** CA
- AP9013**
- AP9019**
- AP9023**
- AP9038**
- AP9042**
- VD1080** (-AC)
- MS02** FOR ART-NO: VD1080

2.2 HDi

04/02-

4HY  
(DW12UTED)

74

2179

- 4PK755** PS
- 6PK1185** ALT, AC
- 6PK1468** ALT, PS, (-AC), ⇨05/2004
- 6PK1468D1** MTR-CODE: DW12TED, ALT, PS, (-AC)
- 6PK875** ALT, (-AC), 06/2004⇨
- CT1100** CA
- CT1100K2** CA, 04/2004⇨
- AP9013**
- AP9019**
- AP9023**
- AP9038**
- AP9042**
- VD1080** (-AC)
- MS02** FOR ART-NO: VD1080

2.5 D

03/94-04/02

T9A (DJ5)

63

2446

- 3PK866** WP, 06/1996⇨
- 4PK866** WP, ⇨05/1996
- 6PK1015** ALT, (PS)
- 6PK800** ALT, (-PS)



PEUGEOT



PEUGEOT					
<b>BOXER (244, Z)</b>					
					<b>6PK915</b> AC <b>6PK915</b> VACP, ⇨11/1995 <b>CT891</b> CA <b>CT891K1</b> CA
2.8 HDi	04/04-	8140.43N	107	2798	<b>5PK1100</b> AC <b>6PK948</b> ALT, PS, (MANL) <b>6PK995</b> ALT, PS, (AUTOM) <b>CT1038</b> CA <b>CT1038K1</b> CA <b>CT1038K2</b> CA <b>AP9038</b> <b>VD1062</b> (-AC) <b>MS27</b> FOR ART-NO: VD1062
2.8 HDi, 2.8 HDi 4x4	04/02-	8140.43S (F28DTCR)	94	2798	<b>5PK1100</b> AC <b>6PK948</b> ALT, PS, (MANL) <b>6PK995</b> ALT, PS, (AUTOM) <b>6PK995D1</b> ALT, (AUTOM) <b>CT1038</b> CA <b>CT1038K1</b> CA <b>CT1038K2</b> CA <b>AP9038</b> <b>VD1062</b> (-AC) <b>MS27</b> FOR ART-NO: VD1062
<b>EXPERT (222)</b>					
2.0 HDI	07/00-	RHX (DW10BTED)	69	1997	<b>6PK1468</b> ALT, (AC) <b>6PK1468D1</b> ALT, (AC), ⇨ORG-NO 09519 <b>6PK1468K1</b> ALT, (AC) <b>6PK1740</b> ALT, (AC), (SANDEN) <b>6PK1740D1</b> ALT, (AC), (SANDEN), ⇨ORG-NO 09519 <b>6PK1740K1</b> ALT, (AC), (SANDEN) <b>6PK1750</b> ALT, (AC), (DELPHI) <b>6PK1750D2</b> ALT, (AC), (DELPHI), ⇨ORG-NO 09519 <b>CT987</b> CA, MTR-CODE: DW10BTED <b>CT987K1</b> CA, MTR-CODE: DW10BTED, ORG-NO 09868⇨ <b>CT987K2</b> CA, MTR-CODE: DW10BTED, ⇨ORG-NO 09867 <b>CT987WP1</b> CA, MTR-CODE: DW10BTED, ORG-NO 09868⇨ <b>CT987WP2</b> CA, MTR-CODE: DW10BTED, ⇨ORG-NO 09867 <b>AP9019</b> <b>AP9023</b> <b>AP9038</b> <b>AP9042</b> <b>VD1080</b> ⇨ORG-NO 09519 <b>VD1095</b> ORG-NO 09520⇨ <b>MS01</b> FOR ART-NO: VD1080, VD1095
<b>EXPERT (222, 223, 224)</b>					
1.6	02/96-	222A2 (1580 SPI)	58	1581	<b>AVX10X675</b> PS <b>4PK900</b> AC <b>6PK894</b> ALT, (AC) <b>6PK923</b> ALT, (AC) <b>CT605</b> CA <b>CT605K1</b> CA
1.8	10/96-09/00	LFZ (XU7JP)	74	1761	<b>6PK1070</b> ALT, (AC), FOR ALT: 70A <b>6PK1080</b> ALT, (AC), FOR ALT: 90A <b>6PK1080K2</b> ALT, (AC), FOR ALT: 90A, ⇨06/1998, ⇨ORG-NO 07904 <b>6PK1660</b> ALT, (AC) <b>CT754</b> CA <b>CT754K1</b> CA <b>CT754WP1</b> CA
1.9 D, 1.9 D 70	12/98-	WJZ (DW8), WJY (DW8B)	51	1868	<b>6PK1045</b> ALT, (-PS), (AC) <b>6PK1045K3</b> ALT, (-PS), (AC), MTR-CODE: DW8

PEUGEOT



ContiTech



**PEUGEOT**

EXPERT (222, 223, 224)



					<b>6PK1390</b> <b>6PK1390K1</b> <b>6PK1440</b> <b>6PK1440K1</b> <b>6PK1680</b> <b>6PK1750</b> <b>6PK1750D2</b> <b>6PK1750K3</b> <b>6PK858</b> <b>CT986</b> <b>CT986K2</b> <b>CT986WP2</b> <b>AP9013</b> <b>AP9019</b> <b>AP9023</b> <b>AP9042</b> <b>VD1080</b> <b>VD1095</b> <b>VD1097</b> <b>VD1097</b> <b>MS02</b> <b>MS12</b> <b>MS14</b> <b>MS14</b>	ALT, (PS), (-AC), ⇨ 10/1999 ALT, (PS), (-AC), ⇨ ORG-NO 08374, MTR-CODE: DW8, ⇨ 10/1999 ALT, (PS), (-AC), 11/1999⇨ ALT, (PS), (-AC), 11/1999⇨ ALT, (PS), (AC), 11/2002⇨ ALT, (PS), (AC), ⇨ 10/2002 MTR-CODE: DW8B, ALT, (PS), (AC), ⇨ ORG-NO 10177, ⇨ 10/2002 ALT, (PS), (AC), ⇨ 10/2002 ALT, (-PS), (-AC) CA CA CA (AC), ⇨ ORG-NO 10177, MTR-CODE: DW8B (AC), ORG-NO 10178⇨, MTR-CODE: DW8B MTR-CODE: DW8 (-AC), ⇨ ORG-NO 09894, MTR-CODE: DW8B FOR ART-NO: VD1080, VD1095 FOR ART-NO: VD1097, MTR-CODE: DW8, ⇨ ORG-NO 08147 MTR-CODE: DW8B, FOR ART-NO: VD1097 FOR ART-NO: VD1097, MTR-CODE: DW8, ORG-NO 08148⇨
1.9 D, 1.9 TD	02/96-	D9B (XUD9AU), DHX (XUD9TE)	51-66	1905	<b>AVX10X650</b> <b>6PK1110</b> <b>6PK1165</b> <b>6PK1740</b> <b>6PK1740K2</b> <b>6PK730</b> <b>CT1061</b> <b>CT1061K2</b> <b>CT1061WP1</b> <b>CT1061WP3</b> <b>VD1086</b> <b>MS01</b>	VACP ALT, PS, (-AC) ALT, AC, (-PS) ALT, PS, AC ALT, PS, AC ALT CA CA CA, ⇨ 01/1997 CA, 02/1997⇨ FOR ART-NO: VD1086
2.0	07/00-	RFN (EW10J4)	100	1997	<b>6PK1185</b> <b>6PK1710</b> <b>6PK1710K2</b> <b>CT1110</b> <b>CT1110K2</b> <b>CT1138</b> <b>CT1138K1</b> <b>CT1138WP1</b>	ALT, PS, (-AC) ALT, PS, AC ALT, PS, (AC), ⇨ 11/2005, ⇨ ORG-NO 10613 CA, 11/2006⇨ CA, 11/2006⇨ CA, ⇨ 10/2006 CA, ⇨ 10/2006 CA, ⇨ 10/2006
2.0 HDI	07/00-	RHZ (DW10ATED), RHZ (DW10BTED), RHZ (DW10CTED)	80	1997	<b>6PK1468</b> <b>6PK1468D1</b> <b>6PK1468K1</b> <b>6PK1740</b> <b>6PK1740D1</b> <b>6PK1740K1</b> <b>6PK1750</b> <b>6PK1750D2</b> <b>CT1063</b> <b>CT1063K2</b> <b>CT1063K3</b>	ALT, (-AC) ALT, (AC), ⇨ ORG-NO 09519 ALT, (AC) ALT, (AC), (SANDEN) ALT, (AC), (SANDEN), ⇨ ORG-NO 09519 ALT, (AC), (SANDEN) ALT, (AC), (DELPHI) ALT, (AC), (DELPHI), ⇨ ORG-NO 09519 CA, MTR-CODE: DW10ATED4, 11/2003⇨, ⇨ 04/2004 CA, MTR-CODE: DW10ATED4, ⇨ ORG-NO 10010 CA, MTR-CODE: DW10ATED4, ORG-NO 10011⇨





**PEUGEOT**

EXPERT (222, 223, 224)



					<b>CT1063WP1</b> <b>CT987</b> <b>CT987K1</b> <b>CT987K2</b> <b>CT987WP1</b> <b>CT987WP2</b> <b>AP9019</b> <b>AP9023</b> <b>AP9038</b> <b>AP9042</b> <b>VD1080</b> <b>MS01</b>	CA, MTR-CODE: DW10ATED4, ⇨ORG-NO 10010 CA, MTR-CODE: DW10ATED CA, MTR-CODE: DW10ATED, ⇨ORG-NO 08560 CA, MTR-CODE: DW10ATED, ORG-NO 08561⇨ CA, MTR-CODE: DW10ATED, ⇨ORG-NO 08560 CA, MTR-CODE: DW10ATED, ORG-NO 08561⇨  FOR ART-NO: VD1080
		RHW (DW10ATED4)	80	1997	<b>6PK1468</b> <b>6PK1468D1</b>  <b>6PK1468K1</b> <b>6PK1740</b> <b>6PK1740D1</b>  <b>6PK1740K1</b> <b>CT1063</b>  <b>CT1063K2</b> <b>CT1063K3</b> <b>CT1063WP1</b> <b>AP9013</b> <b>AP9019</b> <b>AP9023</b> <b>AP9042</b> <b>VD1080</b> <b>VD1095</b> <b>MS02</b>	ALT, (AC) MTR-CODE: DW10ATED4, ALT, (-AC), ⇨ORG-NO 09519 ALT, (AC) ALT, (AC) MTR-CODE: DW10ATED4, ALT, (AC), ⇨ORG-NO 09519 ALT, (AC) CA, MTR-CODE: DW10ATED4, 11/2003⇨, ⇨04/2004 CA, MTR-CODE: DW10ATED4, ⇨ORG-NO 10010 CA, MTR-CODE: DW10ATED4, ORG-NO 10011⇨ CA, MTR-CODE: DW10ATED4, ⇨ORG-NO 10010  ⇨ORG-NO 09519 ORG-NO 09520⇨ FOR ART-NO: VD1080, VD1095
2.0 HDi 16V	07/00-	RHW (DW10ATED4)	80	1997	<b>6PK1468</b> <b>6PK1468D1</b>  <b>6PK1468K1</b> <b>6PK1740</b> <b>6PK1740D1</b>  <b>6PK1740K1</b> <b>CT1063</b>  <b>CT1063K2</b> <b>CT1063K3</b> <b>CT1063WP1</b> <b>AP9013</b> <b>AP9019</b> <b>AP9023</b> <b>AP9038</b> <b>AP9042</b> <b>VD1080</b> <b>VD1095</b> <b>MS02</b>	ALT, (AC) MTR-CODE: DW10ATED4, ALT, (-AC), ⇨ORG-NO 09519 ALT, (AC) ALT, (AC) MTR-CODE: DW10ATED4, ALT, (AC), ⇨ORG-NO 09519 ALT, (AC) CA, MTR-CODE: DW10ATED4, 11/2003⇨, ⇨04/2004 CA, MTR-CODE: DW10ATED4, ⇨ORG-NO 10010 CA, MTR-CODE: DW10ATED4, ORG-NO 10011⇨ CA, MTR-CODE: DW10ATED4, ⇨ORG-NO 10010  ⇨ORG-NO 09519 ORG-NO 09520⇨ FOR ART-NO: VD1080, VD1095
<b>EXPERT (224)</b> 2.0 HDi	10/00-11/03	RHX (DW10BTED)	69	1997	<b>6PK1468</b> <b>6PK1468D1</b> <b>6PK1468K1</b> <b>6PK1740</b> <b>6PK1740D1</b> <b>6PK1740K1</b> <b>6PK1750</b>	ALT, (AC) ALT, (AC), ⇨ORG-NO 09519 ALT, (AC) ALT, (AC), (SANDEN) ALT, (AC), (SANDEN), ⇨ORG-NO 09519 ALT, (AC), (SANDEN) ALT, (AC), (DELPHI)



ContiTech



**PEUGEOT**

EXPERT (224)

					<b>6PK1750D2</b> <b>CT987</b> <b>CT987K1</b> <b>CT987K2</b> <b>CT987WP1</b> <b>CT987WP2</b> <b>AP9013</b> <b>AP9019</b> <b>AP9023</b> <b>AP9042</b> <b>VD1080</b> <b>VD1095</b> <b>MS01</b>	ALT, (AC), (DELPHI), ⇨ORG-NO 09519 CA, MTR-CODE: DW10BTED CA, MTR-CODE: DW10BTED, ORG-NO 09868⇨ CA, MTR-CODE: DW10BTED, ⇨ORG-NO 09867 CA, MTR-CODE: DW10BTED, ORG-NO 09868⇨ CA, MTR-CODE: DW10BTED, ⇨ORG-NO 09867 ⇨ORG-NO 09519 ORG-NO 09520⇨ FOR ART-NO: VD1080, VD1095
--	--	--	--	--	---	--

EXPERT (VF3A\_, VF3U\_, VF3V\_, VF3X\_)

1.6 HDi 90 16V	01/07-	9HU (DV6UTED4)	66	1560	<b>6PK1352</b> <b>6PK1710</b> <b>CT1092</b> <b>CT1092K1</b> <b>CT1092WP1</b> <b>AP9013</b> <b>AP9019</b> <b>AP9023</b> <b>AP9042</b> <b>VD1096</b> <b>MS08</b>	ALT, (AC) ALT, (AC) CA CA CA FOR ART-NO: VD1096
1.6 HDi 90 8V	01/07-	9HM (DV6UC), 9HH (DV6DUM)	66	1560	<b>6PK1352</b> <b>6PK1710</b> <b>CT1162</b> <b>CT1162K1</b> <b>CT1162WP1</b> <b>VD1096</b>	ALT, (AC) ALT, (AC) CA CA CA
2.0 16V	01/07-	RFJ (EW10A), RFH (EW10A)	103	1997	<b>6PK1000</b> <b>CT1110</b> <b>CT1110K1</b>	ALT CA CA
2.0 HDi 120	01/07-	RHK (DW10UTED4), RHR (DW10BTED4)	88-100	1997	<b>6PK1217</b> <b>6PK1217K1</b> <b>CT1091</b> <b>CT1091K1</b> <b>CT1091WP1</b> <b>AP9013</b> <b>AP9019</b> <b>AP9023</b> <b>AP9040</b> <b>AP9042</b>	ALT, AC ALT, AC CA CA CA
2.0 HDi 130	03/11-	AHZ (DW10CD)	94	1997	<b>6PK1244</b> <b>CT1140</b> <b>CT1140K1</b> <b>AP9019</b> <b>AP9023</b> <b>AP9040</b> <b>AP9042</b>	ALT, 07/2011⇨ CA, 07/2011⇨ CA, 07/2011⇨

J9 Platform/Chassis

2.5 D	07/82-06/87	XD3P	53	2497	<b>AVX10X1025</b> <b>AVX10X1225</b> <b>AVX10X1300</b> <b>AVX10X600</b> <b>AVX10X650</b> <b>AVX10X850</b> <b>AVX10X888</b> <b>AVX10X888</b>	FAN PS, CH-NO 4110952⇨ PS, ⇨CH-NO 4110951 VACP, 05/1984⇨ VACP, ⇨05/1984 ALT, (BOSCH), 08/1983⇨ ALT, (&lt;&gt; Bosch), ⇨07/1983 ALT, 08/1983⇨
-------	-------------	------	----	------	---	---







**PEUGEOT**

PARTNER						
↔ 1.6	04/08-	NFR (TU5JP4B)	66	1587	<b>6PK1205</b> <b>6PK1698</b> <b>CT1065</b> <b>CT1065K3</b> <b>CT1065WP2</b>	ALT, (AC) ALT, (AC) CA CA CA
		NFU (TU5JP4)	80	1587	<b>6PK1205</b> <b>6PK1698</b> <b>CT1065</b> <b>CT1065K3</b> <b>CT1065WP2</b> <b>VD1100</b>	ALT, (AC) ALT, (AC) CA CA CA
1.6 HDi	04/10-	5FS (EP6C)	88	1598	<b>6PK684 ELAST</b> <b>6PK905 EXTRA</b> <b>6PK905 EXTRA K1</b> <b>AP9018</b>	ALT, (AC) ALT, (AC) ALT, (AC)
	03/13-	9HF (DV6DTEd)	66	1560	<b>AP9019</b>	(START-STOP)
	04/08-	9HZ (DV6TED4)	80	1560	<b>6PK1345</b> <b>6PK1360</b> <b>6PK1705</b> <b>6PK1710</b> <b>CT1092</b> <b>CT1092K1</b> <b>CT1092WP1</b> <b>AP9013</b> <b>AP9019</b> <b>AP9023</b> <b>AP9040</b> <b>AP9042</b> <b>VD1096</b> <b>MS08</b>	ALT, (AC), ⇔ORG-NO 10570 ALT, (AC), ORG-NO 10571⇔ ALT, AC, ⇔ORG-NO 10570 ALT, AC, ORG-NO 10571⇔ MTR-CODE: DV6ATED4, DV6TED4, CA MTR-CODE: DV6ATED4, DV6TED4, CA MTR-CODE: DV6ATED4, DV6TED4, CA
	08/10-	9HL (DV6C)	82-84	1560	<b>6PK800</b> <b>6PK976</b> <b>6PK976K1</b> <b>CT1162</b> <b>CT1162K1</b> <b>CT1162WP1</b> <b>AP9019</b> <b>VD1096</b> <b>MS08</b>	ALT, (AC) ALT, (AC) ALT, (AC) CA CA CA FOR ART-NO: VD1096
1.6 HDi 16V	04/08-	9HX (DV6ATED4), 9HS (DV6TED4BU)	66	1560	<b>6PK1345</b> <b>6PK1352</b> <b>6PK1705</b> <b>6PK1710</b> <b>6PK1710K1</b> <b>CT1092</b> <b>CT1092K1</b> <b>CT1092WP1</b> <b>AP9013</b> <b>AP9019</b> <b>AP9023</b> <b>AP9040</b> <b>AP9042</b> <b>VD1096</b> <b>MS08</b>	ALT, (AC), ⇔ORG-NO 10570, MTR-CODE: DV6ATED4 ALT, (AC), ORG-NO 10571⇔, MTR-CODE: DV6ATED4 ALT, (AC), ⇔ORG-NO 10570, MTR-CODE: DV6ATED4 ALT, (AC), ORG-NO 10571⇔, MTR-CODE: DV6ATED4 ALT, (AC) CA CA CA FOR ART-NO: VD1096
1.6 HDi 16V 4x4	04/12-	9HX (DV6ATED4), 9HS (DV6TED4BU)	66	1560	<b>6PK1352</b> <b>6PK1710</b> <b>6PK1710K1</b> <b>CT1092</b> <b>CT1092K1</b> <b>CT1092WP1</b> <b>VD1096</b>	ALT, (AC) ALT, (AC) ALT, (AC) CA CA CA

PEUGEOT



ContiTech



PEUGEOT

**PEUGEOT**

<b>PARTNER</b> ↩️ 1.6 HDi 90	04/10-	9HP (DV6DTED)	68	1560	<b>6PK1020 EXTRA</b> <b>6PK1020 EXTRA K1</b> <b>6PK800</b> <b>6PK976</b> <b>6PK976K1</b> <b>CT1162</b> <b>CT1162K1</b> <b>CT1162WP1</b> <b>AP9019</b> <b>VD1096</b>	ALT, (START-STOP) ALT, (AC), (START-STOP) ALT, (-AC), (-START-STOP) ALT, (AC), (-START-STOP) ALT, (AC), (-START-STOP) CA CA CA	
	1.6 HDi, 1.6 HDi 16V	04/08-	9HT (DV6BTED4), 9HW (DV6BTED4), 9HN (DV6ETED4), 9HX (DV6ATED4), 9HV (DV6TED4)	55-66	1560	<b>6PK1352</b> <b>6PK1710</b> <b>6PK1710K1</b> <b>CT1092</b> <b>CT1092K1</b> <b>CT1092WP1</b> <b>AP9013</b> <b>AP9019</b> <b>AP9023</b> <b>AP9040</b> <b>AP9042</b> <b>VD1096</b> <b>MS08</b>	ALT, (-AC) ALT, (AC) ALT, (AC) CA CA CA AP9013 AP9019 AP9023 AP9040 AP9042 VD1096 FOR ART-NO: VD1096
	1.1	06/96-	HDZ (TU1M)	44	1124	<b>AVX10X710</b> <b>4PK855</b> <b>5PK725</b> <b>5PK805</b> <b>5PK860</b> <b>5PK880</b> <b>6PK1560</b> <b>6PK1560K1</b> <b>6PK1564</b> <b>CT1066</b> <b>CT1066K1</b> <b>CT1066WP1</b> <b>CT718</b> <b>CT718K1</b> <b>CT718WP1</b>	ALT, (-PS), (-AC), OE-NO 5750.73 ALT, (PS), (-AC) ALT, (-PS), (-AC), OE-NO 5750.P5 ALT, (-PS), (AC) PS, (-AC), ORG-NO 09024⇒, 08/2001⇒ PS, (-AC), ⇒ORG-NO 09023, ⇒07/2001 ALT, (PS), (AC), ⇒10/2005 ALT, (PS), (AC), ⇒10/2005 ALT, (PS), (AC), 10/2005⇒ CA, 07/2001⇒, MTR-NO 3762434⇒, ORG-NO 09009⇒, MTR-CODE: TU1M CA, 07/2001⇒, MTR-NO 3762434⇒, ORG-NO 09009⇒, MTR-CODE: TU1M CA, 07/2001⇒, MTR-NO 3762434⇒, ORG-NO 09009⇒, MTR-CODE: TU1M CA, MTR-CODE: TU1M, ⇒07/2001, ⇒MTR-NO 3762433, ⇒ORG-NO 09008 CA, MTR-CODE: TU1M, ⇒07/2001, ⇒MTR-NO 3762433, ⇒ORG-NO 09008 CA, MTR-CODE: TU1M, ⇒07/2001, ⇒MTR-NO 3762433, ⇒ORG-NO 09008
1.4	11/02-10/06	KFW (TU3JP)	54	1360	<b>5PK805</b> <b>6PK1453</b> <b>6PK1453K1</b> <b>6PK1560</b> <b>6PK1560K1</b> <b>6PK1564</b> <b>6PK1564K1</b> <b>CT1067</b> <b>CT1067K1</b> <b>CT1067WP1</b> <b>CT607</b> <b>CT607K1</b> <b>CT607WP1</b>	AC, (-PS) ALT, (PS), (-AC), 11/2002⇒ ALT, (PS), (-AC), 11/2002⇒ ALT, (PS), (AC), 11/2002⇒, ⇒10/2005, ⇒ORG-NO 10562, (Ranch, Partner) ALT, (PS), (AC), 11/2002⇒, ⇒10/2005, ⇒ORG-NO 10562, (Ranch, Partner) ALT, (PS), (AC), 10/2005⇒, ORG-NO 10563⇒ ALT, (PS), (AC), 10/2005⇒, ORG-NO 10563⇒ CA, MTR-NO 3666766⇒ CA, MTR-NO 3666766⇒ CA, MTR-NO 3666766⇒ CA, ⇒MTR-NO 3666765 CA, ⇒MTR-NO 3666765 CA, ⇒MTR-NO 3666765	





ContiTech



**PEUGEOT**

**PARTNER (5, 5F)**



PEUGEOT

	06/96-	KFX (TU3JP), TU32	55	1360	<b>VD1100</b> <b>AVX10X710</b> <b>4PK855</b> <b>4PK855</b> <b>5PK1219</b> <b>5PK1255</b> <b>5PK725</b> <b>5PK805</b> <b>5PK860</b> <b>5PK880</b> <b>6PK1453</b> <b>6PK1453K1</b> <b>6PK1560</b>  <b>6PK1560K1</b>  <b>6PK1564</b> <b>6PK1564K1</b> <b>CT1067</b> <b>CT1067K1</b> <b>CT1067WP1</b> <b>CT607</b> <b>CT607K1</b> <b>CT607WP1</b> <b>VD1100</b>	ALT, (-PS), (-AC), ⇨10/2002 ALT, (PS), ⇨10/2002 ALT, (AC), ⇨10/2002 PS, AC, ORG-NO 08722⇨, 10/2000⇨, ⇨10/2002 PS, AC, ⇨ORG-NO 08721, ⇨09/2000 ALT, (-PS), (-AC), ⇨10/2002 AC, (-PS) PS, (-AC), ORG-NO 09024⇨, 08/2001⇨, ⇨10/2002 PS, (-AC), ⇨ORG-NO 09023, ⇨07/2001 ALT, (PS), (-AC), 11/2002⇨ ALT, (PS), (-AC), 11/2002⇨ ALT, (PS), (AC), 11/2002⇨, ⇨10/2005, ⇨ORG-NO 10562, (Ranch, Partner) ALT, (PS), (AC), 11/2002⇨, ⇨10/2005, ⇨ORG-NO 10562, (Ranch, Partner) ALT, (PS), (AC), 10/2005⇨, ORG-NO 10563⇨ ALT, (PS), (AC), 10/2005⇨, ORG-NO 10563⇨ CA, MTR-NO 3666766⇨ CA, MTR-NO 3666766⇨ CA, MTR-NO 3666766⇨ CA, ⇨MTR-NO 3666765 CA, ⇨MTR-NO 3666765 CA, ⇨MTR-NO 3666765
		KFX (TU3JP), TU32, KFW (TU3JP)	55	1360	<b>AVX10X710</b> <b>4PK855</b> <b>4PK855</b> <b>5PK1219</b> <b>5PK1255</b> <b>5PK725</b> <b>5PK805</b> <b>5PK860</b> <b>5PK880</b> <b>6PK1453</b> <b>6PK1453K1</b> <b>6PK1560</b> <b>6PK1560K1</b> <b>6PK1564</b> <b>CT1067</b> <b>CT1067K1</b> <b>CT1067WP1</b> <b>CT607</b> <b>CT607K1</b> <b>CT607WP1</b> <b>VD1100</b>	ALT, (-PS), (-AC), ⇨10/2002 ALT, (PS), ⇨10/2002 ALT, (AC), ⇨10/2002 PS, AC, ORG-NO 08722⇨, 10/2000⇨, ⇨10/2002 PS, AC, ⇨ORG-NO 08721, ⇨09/2000 ALT, (-PS), (-AC), ⇨10/2002 AC, (-PS) PS, (-AC), ORG-NO 09024⇨, 08/2001⇨, ⇨10/2002 PS, (-AC), ⇨ORG-NO 09023, ⇨07/2001 ALT, (PS), (-AC), 11/2002⇨ ALT, (PS), (-AC), 11/2002⇨ ALT, (PS), (AC), 11/2002⇨, ⇨10/2005 ALT, (PS), (AC), 11/2002⇨, ⇨10/2005 ALT, (PS), (AC), 10/2005⇨ CA, MTR-NO 3666766⇨ CA, MTR-NO 3666766⇨ CA, MTR-NO 3666766⇨ CA, ⇨MTR-NO 3666765 CA, ⇨MTR-NO 3666765 CA, ⇨MTR-NO 3666765
1.6	09/00-10/02	NFU (TU5JP4)	80	1587	<b>6PK1205</b> <b>6PK1698</b> <b>CT1065</b> <b>CT1065K3</b> <b>CT1065WP2</b>	ALT, (-AC) ALT, (AC) MTR-CODE: TU5JP4, CA MTR-CODE: TU5JP4, CA MTR-CODE: TU5JP4, CA
1.6 16V	07/01-	NFU (TU5JP4)	80	1587	<b>4PK855</b> <b>5PK1255</b> <b>5PK860</b> <b>6PK1453</b> <b>6PK1453K1</b> <b>6PK1560</b>  <b>6PK1560K1</b>  <b>6PK1564</b>	ALT, ⇨10/2002 PS, (AC), ⇨10/2002 PS, (-AC), 08/2001⇨, ⇨10/2002 ALT, (PS), (-AC), 11/2002⇨ ALT, (PS), (-AC), 11/2002⇨ ALT, (PS), (AC), 11/2002⇨, ⇨10/2005, ⇨ORG-NO 10562 ALT, (PS), (AC), 11/2002⇨, ⇨10/2005, ⇨ORG-NO 10562 ALT, (AC), 10/2005⇨, ORG-NO 10563⇨





ContiTech



**PEUGEOT**

PARTNER (5, 5F)



					<b>6PK1564K1</b> <b>CT1065</b> <b>CT1065K1</b> <b>CT1065K3</b> <b>CT1065WP1</b> <b>CT1065WP2</b> <b>VD1100</b>	ALT, (AC), 10/2005⇒, ORG-NO 10563⇒ CA CA, ⇒MTR-NO 1806404 CA, MTR-NO 1806405⇒ CA, ⇒MTR-NO 1806404 CA, MTR-NO 1806405⇒ (M59), MTR-CODE: TU5JP4
1.6 HDi 75	02/06-	9HW (DV6BTED4)	55	1560	<b>6PK1352</b> <b>6PK1710</b> <b>6PK1710K1</b> <b>CT1092</b> <b>CT1092K1</b> <b>CT1092WP1</b> <b>AP9013</b> <b>AP9019</b> <b>AP9023</b> <b>AP9042</b> <b>VD1096</b> <b>MS08</b>	ALT, (-AC) ALT, (AC) ALT, (AC) CA CA CA CA CA CA CA CA CA CA FOR ART-NO: VD1096
1.6 HDi 90	02/06-	9HX (DV6ATED4)	66	1560	<b>6PK1352</b> <b>6PK1710</b> <b>6PK1710K1</b> <b>CT1092</b> <b>CT1092K1</b> <b>CT1092WP1</b> <b>AP9013</b> <b>AP9019</b> <b>AP9023</b> <b>AP9040</b> <b>AP9042</b> <b>VD1096</b> <b>MS08</b>	ALT, (-AC) ALT, (AC) ALT, (AC) CA CA CA CA CA CA CA CA CA FOR ART-NO: VD1096
1.8	05/97-	LFX (XU7JB)	66	1761	<b>6PK1080</b> <b>6PK1080K2</b> <b>6PK1660</b> <b>6PK751</b> <b>CT754</b> <b>CT754K1</b> <b>CT754WP1</b>	ALT, PS, (-AC) ALT, PS, (-AC) ALT, PS, AC ALT, (-PS), (-AC) CA CA CA
1.8 D	06/96-	A9A (XUD7)	43	1769	<b>6PK1110</b> <b>6PK1165</b> <b>6PK1740</b> <b>6PK1740K2</b> <b>6PK730</b> <b>CT1061</b> <b>CT1061K2</b> <b>CT1061WP1</b> <b>CT1061WP3</b> <b>VD1086</b> <b>MS01</b>	ALT, PS, (-AC) ALT, AC, (-PS) ALT, PS, AC ALT, PS, AC ALT, (-PS), (-AC) CA CA CA, ⇒01/1997 CA, 02/1997⇒ FOR ART-NO: VD1086
1.9 D	06/96-	WJZ (DW8), WJY (DW8B)	51	1868	<b>6PK1045</b> <b>6PK1045K3</b> <b>6PK1390</b> <b>6PK1390K1</b>  <b>6PK1440</b> <b>6PK1440K1</b> <b>6PK1680</b> <b>6PK1750</b> <b>6PK1750D2</b>	ALT, (-PS), (AC) ALT, (-PS), (AC) ALT, (PS), (-AC), ⇒10/1999 ALT, (PS), (-AC), MTR-CODE: DW8, ⇒ORG-NO 08399, ⇒10/1999  ALT, (PS), (-AC), 11/1999⇒ ALT, (PS), (-AC), 11/1999⇒ ALT, (PS), (AC), 11/2002⇒ ALT, (PS), (AC), ⇒10/2002 MTR-CODE: DW8, ALT, (PS), (AC), ORG-NO 09377⇒, ⇒10/2002





**PEUGEOT**

PARTNER (5, 5F)



					<b>6PK1750D2</b> <b>6PK1750K3</b> <b>6PK869</b> <b>CT986</b> <b>CT986K2</b> <b>AP9013</b> <b>AP9019</b> <b>AP9023</b> <b>AP9042</b> <b>VD1080</b> <b>VD1080</b> <b>VD1095</b> <b>VD1095</b> <b>VD1097</b> <b>VD1097</b> <b>MS01</b> <b>MS02</b> <b>MS12</b> <b>MS14</b> <b>MS14</b>	MTR-CODE: DW8B, ALT, (PS), (AC), ⇨ORG-NO 10177, ⇨10/2002 ALT, (PS), (AC), ⇨10/2002 ALT, (-PS), (-AC) CA CA (AC), ORG-NO 09154⇨, ⇨ORG-NO 11892 (AC), (M59), ⇨ORG-NO 10177 (AC), (M59), ORG-NO 10178⇨ (AC), ORG-NO 11893⇨ (AC), ⇨ORG-NO 09154 (-AC) FOR ART-NO: VD1080, ⇨ORG-NO 08147, MTR- CODE: DW8 FOR ART-NO: VD1080, ORG-NO 08148⇨, MTR- CODE: DW8 FOR ART-NO: VD1097, ⇨ORG-NO 08147, MTR- CODE: DW8 FOR ART-NO: VD1080, VD1095, VD1097, MTR- CODE: DW8B FOR ART-NO: VD1097, ORG-NO 08148⇨, MTR- CODE: DW8
	05/96-	DJY (XUD9A)	50-51	1905	<b>6PK1110</b> <b>6PK1165</b> <b>6PK1740</b> <b>6PK1740K2</b> <b>6PK730</b> <b>CT1061</b> <b>CT1061K2</b> <b>CT1061WP1</b> <b>CT1061WP3</b> <b>VD1086</b> <b>MS01</b>	ALT, PS ALT, AC ALT, PS, AC ALT, PS, AC ALT CA CA CA, ⇨01/1997 CA, 02/1997⇨ MTR-CODE: XUD9 FOR ART-NO: VD1086
1.9 D 4x4	04/04-08/05	WJY (DW8B)	51	1868	<b>6PK1045</b> <b>6PK1045K3</b> <b>6PK1440</b> <b>6PK1440K1</b> <b>6PK1680</b> <b>6PK869</b> <b>CT986</b> <b>CT986K2</b> <b>AP9013</b> <b>AP9019</b> <b>AP9023</b> <b>AP9042</b> <b>VD1080</b> <b>VD1095</b> <b>MS14</b>	ALT, AC, (-PS) ALT, AC, (-PS) ALT, PS, (-AC), 11/1999⇨ ALT, PS, (-AC), 11/1999⇨ ALT, PS, AC, 11/2002⇨ ALT, (-PS), (-AC) CA CA ⇨ORG-NO 10177 ORG-NO 10178⇨ FOR ART-NO: VD1080, VD1095
2.0 HDI	02/00-	RHY (DW10TD)	66	1997	<b>6PK1468</b> <b>6PK1468D1</b> <b>6PK1468K1</b> <b>6PK1740</b> <b>6PK1740D1</b> <b>6PK1740K1</b> <b>6PK1750</b> <b>6PK1750D2</b>	ALT, (AC) ALT, (AC), ⇨ORG-NO 10179 ALT, (AC) ALT, (AC), 11/2002⇨ ALT, (AC), CH-NO 11.2002⇨, ⇨ORG-NO 10179 ALT, (AC), 11/2002⇨ ALT, (AC), ⇨10/2002 ALT, (AC), ⇨10/2002





ContiTech



**PEUGEOT**

**PARTNER (5, 5F)**



	<b>6PK1750K1</b>	ALT, (AC), ⇨10/2002
	<b>CT987</b>	CA
	<b>CT987K1</b>	CA, ⇨ORG-NO 8735
	<b>CT987K2</b>	CA, ORG-NO 8736⇨
	<b>CT987WP1</b>	CA, ⇨ORG-NO 8735
	<b>CT987WP2</b>	CA, ORG-NO 8736⇨
	<b>AP9013</b>	
	<b>AP9019</b>	
	<b>AP9023</b>	
	<b>AP9042</b>	
	<b>VD1080</b>	⇨ORG-NO 10179
	<b>MS02</b>	FOR ART-NO: VD1095

**RCZ**

1.6 16V, 1.6 THP 270	03/10-	EP6CDT, EP6CDTX, 5FG (EP6CDTR)	115-199	1598	<b>6PK905 EXTRA</b> <b>6PK905 EXTRA K1</b> <b>AP9018</b>	ALT, (AC) ALT, (AC)
2.0 HDi	03/10-	RHH (DW10CTED4)	120	1997	<b>6PK1244</b> <b>CT1140</b> <b>CT1140K1</b> <b>AP9019</b>	ALT CA CA

**PIAGGIO**

<b>PORTER</b>						
1.2 D	05/95-	LDW1204	26	1221	<b>AVX10X775</b>	
1.4 D	04/98-	LDW1404	28	1371	<b>AVX10X775</b>	

**PORSCHE**

<b>911 (991)</b>						
3.4 Carrera, 3.4 Carrera 4	03/12-	MA1.04	257	3436	<b>AP9074</b>	
3.8 Carrera 4S, 3.8 Carrera 4S / 4 GTS	03/12-	MA1.03	294-316	3800	<b>AP9074</b>	
<b>911 (996)</b>						
3.4 Carrera, 3.4 Carrera 4	09/97-09/01	M 96.01, M 96.04	221	3387	<b>6PK1930</b> <b>6PK2115</b>	ALT, (AC) ALT, (AC)
<b>911 (997)</b>						
3.6 Turbo	03/06-12/09	M 97.70	353	3600	<b>6PK2285</b>	ALT
3.8 Carrera S, 3.8 Carrera 4S	07/04-12/08	M 97.01	261	3824	<b>6PK2115</b>	ALT
<b>924</b>						
2.0	11/75-08/89	XJ, XK	92	1984	<b>AVX10X888</b> <b>AVX10X888</b> <b>AVX10X900</b> <b>CT637</b> <b>CT637K1</b>	ALT, 01/1981⇨ ALT, JP, i $\frac{1}{2}$ 61 mm, ⇨12/1980 ALT, JP, i $\frac{1}{2}$ 66 mm, ⇨12/1980 CA CA
<b>BOXSTER (981)</b>						
S 3.4	04/12-	MA1.23	232	3436	<b>AP9074</b>	
<b>BOXSTER (986)</b>						
2.5	09/96-08/99	M 96.20	150	2480	<b>6PK1930</b> <b>6PK2115</b>	ALT, PS ALT, PS, AC
2.7	08/99-07/02	M 96.22	162	2687	<b>6PK1930</b> <b>6PK2115</b>	ALT, (AC) ALT, (AC)
S 3.2	08/99-07/02	M 96.21	185	3179	<b>6PK1930</b> <b>6PK2115</b>	ALT, (AC) ALT, (AC)
<b>BOXSTER (987)</b>						
2.7	11/04-12/09	M 96.25, M 97.20	176-180	2687	<b>6PK2115</b>	ALT
S 3.2	11/04-12/06	M 96.26	206	3179	<b>6PK2115</b>	ALT
<b>CAYENNE</b>						
3.0 Diesel	06/11-	MCR.CA, MCR.C	180	2967	<b>6PK2523</b>	ALT
	06/10-	M 05.9E, MCN.RB	176	2967	<b>6PK2475</b>	ALT
4.8 GTS	06/12-	M 48.02	309	4806	<b>7DPK2880</b>	
<b>CAYENNE (955)</b>						
3.0 TDI	02/09-09/10	M 05.9D	176	2967	<b>6PK2475</b>	ALT





## PORSCHE

### CAYENNE (955)

↔	3.2	10/03-09/07	M02.2Y	184	3189	∞	<b>7DPK2074</b>	ALT
	3.6	02/07-09/10	M 55.01	213	3598	∞	<b>7DPK2074</b>	ALT
	GTS 4.8	10/07-09/10	M 48.01	298	4806	∞	<b>7DPK2880</b>	
	S 4.5	09/02-09/07	M 48.00	250	4511	∞	<b>7DPK2950</b>	ALT
	S 4.8	02/07-09/10	M 48.01	283	4806	∞	<b>7DPK2880</b>	
	Turbo 4.5	09/02-09/07	M 48.50	331	4511	∞	<b>7DPK2950</b>	ALT

### CAYMAN (981)

	S 3.4	03/13-	MA1.23	239	3436	⊙	<b>AP9074</b>	
--	-------	--------	--------	-----	------	---	---------------	--

### CAYMAN (987)

	2.7	07/06-12/09	M 97.20	180	2687	∞	<b>6PK2115</b>	ALT
	S 3.4	11/05-12/09	M 97.21	217	3387	∞	<b>6PK2115</b>	ALT

### PANAMERA

	3.0 D	08/11-	MCR.CC	184	2967	∞	<b>6PK2523</b>	ALT
--	-------	--------	--------	-----	------	---	----------------	-----

## PROTON

### SATRIA (C9\_M)

	1.3	08/00-	4 G 13 M	55	1298	∞	<b>4PK595</b>	PS
						∞	<b>4PK870</b>	ALT
						▲▲	<b>CT738</b>	CA
						▲▲▲	<b>CT738K1</b>	CA

## RENAULT

### 4 (112\_)

	1.0	12/85-06/93	689 710	31	956	∞	<b>AVX10X625</b>	ALT
						∞	<b>AVX10X666</b>	WP
	1.1	06/78-06/90	688 712, C1E 714, C1E 719	25	1108	∞	<b>AVX10X625</b>	ALT
						∞	<b>AVX10X666</b>	WP
		06/86-06/90	C1E 714	32	1108	∞	<b>AVX10X625</b>	ALT, WP
						∞	<b>AVX10X666</b>	ALT, WP, GP

### 5 (122\_)

	1.0	01/72-12/85	689 710	32	956	∞	<b>AVX10X600</b>	ALT
						∞	<b>AVX10X666</b>	WP
						∞	<b>AVX10X700</b>	ALT
	1.1	09/80-12/85	C1E 726, 688 713	33	1108	∞	<b>AVX10X600</b>	ALT
						∞	<b>AVX10X666</b>	WP
						∞	<b>AVX10X700</b>	ALT
	1.4	01/82-12/85	847 725, C2J 713	46	1397	∞	<b>AVX10X600</b>	ALT
						∞	<b>AVX10X666</b>	WP
						∞	<b>AVX10X700</b>	WP, PS, 2X
						∞	<b>AVX10X710</b>	WP, PS, (AUTOM), 2X

### 9 (L42\_)

	1.1	09/81-05/87	C1E 715, C1E 720	35	1108	∞	<b>11,9X1183Ld</b>	ALT, (AC)
						∞	<b>AVX10X1150</b>	ALT
						∞	<b>AVX13X1030</b>	AC
	1.2	09/85-12/88	C1G 700, C1G 710	40	1237	∞	<b>11,9X1183Ld</b>	ALT, (AC)
						∞	<b>AVX10X1150</b>	ALT
						∞	<b>AVX13X1030</b>	AC
	1.4, 1.4 Automatik	09/81-12/88	C1J 715, C1J 792, C1J 796, C2J 730, C2J 718, C2J 757, C2J 720, C2J 766, C2J 767, C2J 768	44-50	1397	∞	<b>11,9X1183Ld</b>	ALT, (AC)
						∞	<b>AVX10X1150</b>	ALT
						∞	<b>AVX13X1030</b>	AC

### 11 (B/C37\_)

	1.4	03/83-12/88	C1J 715, C2J 720, C2J 730, C2J 766, C2J 767, C2J 768	44-49	1397	∞	<b>11,9X1183Ld</b>	ALT, (AC)
						∞	<b>AVX10X1140</b>	ALT
						∞	<b>AVX10X800</b>	PS
						∞	<b>AVX13X1025</b>	AC
	1.6 D	08/83-12/88	F8M 700, F8M 720, F8M 730	40	1596	∞	<b>4PK885</b>	ALT, (-PS), ↔CH-NO C00219439
						∞	<b>5PK884</b>	ALT, (-PS), CH-NO C00219440↔
						∞	<b>6PK1190</b>	ALT, (PS)





ContiTech



**RENAULT**

11 (B/C37\_)



- CT596** CA, ⇄12/1987
- CT596K1** CA, ⇄01/1988
- CT604** CA, 01/1988⇄
- CT604K1** CA, 01/1988⇄

19 I (B/C53\_, S53\_)

1.4

01/88-12/92 E6J 700 59 1390

- AVX10X690** ALT, (-AC)
- AVX13X950** AC
- 3PK715** ALT, (AC)
- 3PK775** PS, (-AC)
- CT709** CA
- CT709K1** CA
- CT709WP2** CA

01/89-12/89 C2J 772 43 1397

- AVX10X1140** ALT
- AVX13X1025** AC

01/88-12/92 E6J 700, E6J 701 59 1390

- AVX10X690** ALT, (PS), (-AC)
- AVX10X725** ALT, (AC)
- 3PK715** ALT, AC
- 3PK775** PS
- CT709** CA
- CT709K1** CA
- CT709WP2** CA

1.4 CAT

01/89-04/92 C3J 710 43 1397

- AVX10X690** ALT
- AVX10X725** ALT, (AC)
- 3PK775** PS
- CT709** CA
- CT709K1** CA

1.7

09/88-04/92 F3N 742, F3N 743 66 1721

- 5PK847** ALT
- 6PK1165** ALT, PS
- 6PK1460** ALT, AC
- 6PK1693** ALT, PS, AC
- CT684** CA
- CT684K1** CA

1.9 D

09/88-04/92 F8Q 706, F8Q 742 47 1870

- 6PK1165** ALT, (PS), (-AC)
- 6PK1548** ALT, (PS), (AC)
- 6PK869** ALT, (-PS), (-AC)
- CT604** CA
- CT604K1** CA
- VD1081**
- MS04** FOR ART-NO: VD1081

19 II (B/C53\_, L53\_, S53\_)

1.4

03/92-12/95 E6J 700 59 1390

- AVX10X690** ALT, (AC), (-PS)
- AVX10X690** ALT, (AC), (PS)
- AVX13X950** AC
- 3PK715** ALT, (AC), (PS)
- 3PK715** ALT, (AC), (-PS)
- 3PK775** PS, (-AC)
- CT709** CA
- CT709K1** CA
- CT709WP2** CA

01/92-12/95 E7J 742 55 1390

- AVX10X690** ALT, (PS), (-AC)
- AVX10X725** ALT, (AC)
- 3PK715** ALT, AC
- 3PK775** PS
- CT709** CA
- CT709K1** CA
- CT709WP2** CA

E6J 700, E7J 706 59 1390

- AVX10X690** ALT, (AC)
- AVX13X950** AC
- 3PK715** ALT, (AC)
- 3PK775** PS, (-AC)
- CT709** CA







RENAULT						
<b>19 II (B/C53_, L53_, S53_)</b>						
						<b>CT709K1</b> CA
						<b>CT709WP2</b> CA
1.7	04/92-12/95	F3N 740, F3N 741	54	1721		<b>5PK847</b> ALT
						<b>6PK1165</b> ALT, PS
						<b>6PK1460</b> ALT, AC
						<b>6PK1693</b> ALT, PS, AC
						<b>CT684</b> CA
						<b>CT684K1</b> CA
1.8	05/94-12/95	F3P 682, F3P 765	79	1794		<b>5PK847</b> ALT, (-PS), (-AC)
						<b>6PK1165</b> ALT, (PS), (-AC)
						<b>6PK1460</b> ALT, (-PS), (AC)
						<b>6PK1693</b> ALT, (PS), (AC)
						<b>CT684</b> CA
						<b>CT684K1</b> CA
1.8 16V	04/92-12/95	F7P 704	99	1764		<b>6PK1138</b> ALT, PS, AC
						<b>6PK1413</b> PS
						<b>6PK875</b> ALT
						<b>CT760</b> CA
						<b>CT760K1</b> CA
						<b>CT760K2</b> CA
1.9 D	03/92-12/95	F8Q 706, F8Q 742	47-48	1870		<b>6PK1165</b> ALT, PS, ⇨01/1994
						<b>6PK1173</b> ALT, PS, 01/1994⇨
						<b>6PK1548</b> ALT, PS, AC
						<b>6PK869</b> ALT
						<b>CT604</b> CA
						<b>CT604K1</b> CA
						<b>VD1081</b>
						<b>MS04</b> FOR ART-NO: VD1081
<b>21 (L48_)</b>						
1.7	03/86-02/94	F2N 710, F3N 722, F3N 723	65-69	1721		<b>5PK847</b> ALT, (-PS), (-AC)
						<b>6PK1138</b> ALT, (PS), (-AC), OE-NO 7700729752
						<b>6PK1165</b> ALT, (PS), (-AC), OE-NO 7700740637
						<b>6PK1460</b> ALT, (-PS), (AC)
						<b>6PK1693</b> ALT, (PS), (AC)
						<b>CT553</b> CA, ⇨12/1987
						<b>CT553K1</b> CA, ⇨12/1987
						<b>CT684</b> CA, 01/1988⇨
						<b>CT684K1</b> CA, 01/1988⇨
	09/89-02/94	F3N 722, F3N 723	66	1721		<b>5PK847</b> ALT, (-PS), (-AC)
						<b>6PK1138</b> ALT, (PS), (-AC), OE-NO 7700729752
						<b>6PK1165</b> ALT, (PS), (-AC), OE-NO 7700740637
						<b>6PK1460</b> ALT, (-PS), (AC)
						<b>6PK1693</b> ALT, (PS), (AC)
						<b>CT684</b> CA, 01/1988⇨
						<b>CT684K1</b> CA, 01/1988⇨
2.0	03/86-12/93	J7R 746, J7R 747	88	1995		<b>11,9X1013Ld</b> ALT
						<b>11,9X758Ld</b> PS
						<b>4PK885</b> AC
						<b>CT749</b> CA
						<b>CT749K1</b> CA, 01/1991⇨
2.1 D, 2.1 TD, 2.1 Turbo-D	03/86-06/94	J8S 704, J8S 714, J8S 786, J8S 788, J8S 600, J8S 740, J8S 784	50-65	2068		<b>11,9X1013Ld</b> ALT
						<b>11,9X758Ld</b> PS
						<b>4PK875</b> AC
						<b>CT522</b> CA
						<b>CT522K1</b> CA
<b>25 (B29_)</b>						
2.0	04/84-12/92	J6R 706, J6R 707, J6R 760, J6R 762, J6R 763	74	1995		<b>11,9X1013Ld</b> ALT
						<b>11,9X758Ld</b> PS
						<b>AVX13X875</b> AC, ⇨MTR-NO 112220
						<b>4PK875</b> AC, MTR-NO 112221⇨
						<b>CT749</b> CA



ContiTech



**RENAULT**

25 (B29\_)

↔					<b>CT749K1</b>	CA, 01/1991↔
2.1 Turbo-D FWD	04/84-12/92	J8S 708, J8S 738	63	2068	<b>11,9X1013Ld</b>	ALT
					<b>11,9X758Ld</b>	PS
					<b>4PK875</b>	AC
					<b>CT522</b>	CA
					<b>CT522K1</b>	CA

**CAPTUR**

0.9 TCe 90	06/13-	H4B 400	66	898	<b>7PK1605</b>	ALT, ↔01/2014
					<b>AP9047</b>	
1.2 TCe 120	06/13-	H5F 403	88	1197	<b>7PK1605</b>	ALT, ↔01/2014
1.5 dCi 110	01/15-	K9K 646	81	1461	<b>AP9025</b>	
1.5 dCi 90	06/13-	K9K 830, K9K 608, K9K 612, K9K 609	66	1461	<b>6PK1200</b>	ALT, (AC)
					<b>6PK1200K1</b>	ALT, (AC)
					<b>CT1035</b>	CA
					<b>CT1035K2</b>	CA
					<b>AP9025</b>	
					<b>VD1113</b>	

**CLIO Grandtour (KR0/1\_)**

1.2 16V	02/08-	D4F 784, D4F 786	74-76	1149	<b>7PK1035</b>	ALT, (AC)
					<b>7PK1035K1</b>	ALT, (AC)
					<b>7PK880</b>	ALT, (-AC)
					<b>CT1045</b>	CA
					<b>CT1045K1</b>	CA
					<b>CT1045WP1</b>	CA
					<b>MS45</b>	
1.2 16V, 1.2 16V Hi-Flex	07/08-	D4F 740	55	1149	<b>7PK1035</b>	ALT, (AC)
					<b>7PK1035K1</b>	ALT, (AC)
					<b>7PK880</b>	ALT, (AC), MTR-CODE: D4F740
					<b>CT1045</b>	CA
					<b>CT1045K1</b>	CA
					<b>CT1045WP1</b>	CA
					<b>MS45</b>	
1.5 dCi	02/08-	K9K 768, K9K 714	50	1461	<b>6PK1130</b>	ALT, (-AC)
					<b>6PK1130K1</b>	ALT, (-AC)
					<b>6PK1200</b>	ALT, (AC)
					<b>6PK1200K1</b>	ALT, (AC)
					<b>CT1035</b>	CA
					<b>CT1035K2</b>	CA
					<b>CT1035WP3</b>	CA
					<b>AP9066</b>	MTR-CODE: K9K 768
					<b>VD1113</b>	
		K9K 766	63	1461	<b>6PK1130</b>	ALT, (AC)
					<b>6PK1130K1</b>	ALT, (-AC)
					<b>6PK1200</b>	ALT, (AC)
					<b>6PK1200K1</b>	ALT, (AC)
					<b>CT1035</b>	CA
					<b>CT1035K2</b>	CA
					<b>CT1035WP3</b>	CA
					<b>AP9066</b>	
					<b>VD1113</b>	
		K9K 764, K9K 774	78	1461	<b>6PK1130</b>	ALT, (-AC)
					<b>6PK1200</b>	ALT, (AC)
					<b>6PK1200K1</b>	ALT, (AC)
					<b>6PK1200K2</b>	ALT, (-AC)
					<b>CT1035</b>	CA
					<b>CT1035K2</b>	CA
					<b>CT1035WP3</b>	CA
					<b>AP9066</b>	
					<b>VD1113</b>	
	08/10-	K9K 770	55	1461	<b>6PK1130</b>	ALT, (-AC)
					<b>6PK1130K1</b>	ALT, (-AC), MTR-CODE: K9K 770



RENAULT



RENAULT						
<b>CLIO Grandtour (KR0/1_)</b>						
					<b>6PK1200</b> <b>6PK1200K1</b> <b>CT1035</b> <b>CT1035K2</b> <b>CT1035WP4</b> <b>AP9066</b> <b>VD1113</b>	ALT, (AC) ALT, (AC) CA CA CA CA
	K9K 772, K9K 770	65	1461	<b>6PK1130</b> <b>6PK1130K1</b> <b>6PK1200</b> <b>6PK1200</b> <b>6PK1200K1</b> <b>6PK1200K1</b> <b>CT1035</b> <b>CT1035K2</b> <b>CT1035WP3</b> <b>CT1035WP4</b> <b>AP9066</b> <b>VD1113</b>	ALT, (AC), MTR-CODE: K9K 770 ALT, (AC), MTR-CODE: K9K 770 ALT, MTR-CODE: K9K 772 ALT, (AC), MTR-CODE: K9K 770 ALT, (AC), MTR-CODE: K9K 770 ALT, MTR-CODE: K9K 772 CA CA CA, MTR-CODE: K9K 772 CA, MTR-CODE: K9K 770 MTR-CODE: K9K 770	
	02/10-	K9K 752	48	1461	<b>6PK1130</b> <b>6PK1200</b> <b>6PK1200K1</b> <b>CT1035</b> <b>CT1035K2</b> <b>CT1035WP3</b> <b>AP9066</b> <b>VD1113</b>	ALT, (AC) ALT, (AC) ALT, (AC) CA CA CA
<b>CLIO Grandtour IV</b>						
0.9 TCe 90	01/13-	H4B 400	66	898	<b>7PK1605</b> <b>AP9025</b> <b>AP9047</b>	ALT, ⇨01/2014
1.2 16V	01/13-	D4F 740	54	1149	<b>7PK1035</b> <b>7PK880</b> <b>CT1045</b> <b>CT1045K1</b> <b>CT1045WP1</b> <b>MS45</b>	ALT, (AC) ALT, (AC) CA CA CA
1.2 TCe 120	03/13-	H5F 403	88	1197	<b>7PK1605</b>	ALT, ⇨01/2014
1.5 dCi 75	01/13-	K9K 612	55	1461	<b>6PK1130</b> <b>6PK1200</b> <b>CT1184</b> <b>CT1184K1</b> <b>AP9025</b> <b>AP9066</b> <b>VD1113</b>	ALT, (AC) ALT, (AC) CA CA
1.5 dCi 90	01/13-	K9K 608	66	1461	<b>6PK1130</b> <b>6PK1200</b> <b>CT1184</b> <b>CT1184K1</b> <b>AP9025</b> <b>VD1113</b>	ALT, (AC) ALT, (AC) CA CA
<b>CLIO I (B/C57_5/357_557_)</b>						
1.1	01/91-09/98	C1E 700	34	1108	<b>AVX10X1140</b>	ALT
1.2	01/91-09/98	E7F 706, E7F 750	40-44	1171	<b>AVX10X690</b> <b>3PK715</b> <b>3PK820</b> <b>4PK1075</b> <b>4PK1217</b> <b>CT709</b> <b>CT709K1</b> <b>CT709WP2</b>	ALT, (AC) ALT, (AC) PS, (AC) AC, (PS) PS, AC CA CA CA

RENAULT



ContiTech



**RENAULT**

CLIO I (B/C57\_, 5/357\_, S57\_)



	01/96-09/98	D7F 730	40-43	1149	<b>4PK735</b> <b>5PK875</b> <b>5PK915</b> <b>CT915</b> <b>CT915K1</b> <b>CT915WP1</b> <b>CT915WP2</b> <b>MS45</b>	ALT PS AC CA CA CA CA CA, OPT
	05/90-09/98	E7F 700, E7F 708, E7F 750, E7F 706, E5F 710	40-44	1171	<b>AVX10X690</b> <b>3PK703</b> <b>3PK715</b> <b>3PK820</b> <b>4PK1075</b> <b>4PK1217</b> <b>CT709</b> <b>CT709K1</b> <b>CT709WP2</b>	ALT, (-AC) ALT, (PS), (-AC), OE-NO 7700749528 ALT, (-PS), (AC) PS, (-AC), OE-NO 7700850028 AC, (-PS) PS, (AC) CA CA CA
1.4	01/91-09/98	E7J 710, E7J 711	59	1390	<b>AVX10X690</b> <b>3PK715</b> <b>3PK820</b> <b>4PK1075</b> <b>4PK1217</b> <b>CT709</b> <b>CT709K1</b> <b>CT709WP2</b>	ALT, (-AC) ALT, (AC) PS, (-AC) AC, (-PS) PS, AC CA CA CA, MTR-CODE: E6J
		E7J 601, E7J 718, E7J 719, E7J 754, E7J 756, E7J 757	55-58	1390	<b>AVX10X690</b> <b>3PK703</b> <b>3PK715</b> <b>3PK820</b> <b>4PK1075</b> <b>4PK1217</b> <b>CT709</b> <b>CT709K1</b> <b>CT709WP2</b>	ALT, (-AC) ALT, (PS), (-AC), OE-NO 7700749528 ALT, (-PS), (AC) PS, (-AC), OE-NO 7700850028 AC, (-PS) PS, (AC) CA CA CA
	05/90-02/98	E6J 712, E6J 713, E6J 760	57	1390	<b>AVX10X690</b> <b>AVX10X690</b> <b>3PK703</b> <b>3PK715</b> <b>3PK815</b> <b>4PK1070</b> <b>4PK1217</b> <b>CT709</b> <b>CT709K1</b> <b>CT709WP2</b>	ALT, (-PS), (-AC) ALT, (PS), (-AC), 07/1991 ⇨ ALT, (PS), (-AC), ⇨06/1991 ALT, (AC) PS, (-AC) AC, (-PS) AC, (PS) CA CA CA
1.7	01/91-12/93	F2N 770	68	1721	<b>5PK847</b> <b>6PK1165</b> <b>6PK1190</b> <b>CT684</b> <b>CT684K1</b>	ALT ALT, (PS) ALT, AC CA CA
1.9 D	05/96-02/98	F8Q 696, F8Q 676	48	1870	<b>6PK894</b> <b>6PK900</b> <b>CT711</b> <b>CT711K1</b> <b>CT949</b> <b>CT949K1</b> <b>CT949K2</b> <b>VD1081</b> <b>MS04</b>	ALT, (PS) ALT, (-PS) CA, ⇨08/1996 CA, ⇨08/1996 CA, 09/1996 ⇨ CA, 09/1996 ⇨ CA, 09/1996 ⇨ FOR ART-NO: VD1081
	01/91-09/98	F8Q 730, F8Q 732	47-48	1870	<b>6PK894</b> <b>6PK900</b>	ALT, 04/1994 ⇨ ALT, ⇨04/1994





**RENAULT**

CLIO I (B/C57_, 5/357_, S57_) ↵						
					<b>CT711</b> <b>CT711K1</b> <b>CT949</b> <b>CT949K1</b> <b>VD1081</b> <b>MS04</b>	CA, ⇨09/1996 CA, ⇨09/1996 CA, 09/1996⇨ CA FOR ART-NO: VD1081
CLIO II (BB0/1/2_, CB0/1/2_, SB0/1/2_) ↵						
1.1	09/98-	D7F 720, D7F 726, D7F 746	43	1149	<b>4PK735</b> <b>5PK875</b> <b>CT915</b> <b>CT915K1</b> <b>CT915WP1</b> <b>CT915WP2</b>	ALT PS CA CA CA CA, ⇨12/2003, OPT
1.2	03/99-05/01	D7F 722	44	1149	<b>4PK735</b> <b>5PK1515</b> <b>5PK880</b> <b>CT915</b> <b>CT915K1</b> <b>CT915WP1</b> <b>CT915WP2</b> <b>MS45</b>	ALT AC, (PS) PS CA CA CA CA, OPT
	03/99-10/03	D7F 726, D7F 722, D7F 746	44	1149	<b>3PK740</b> <b>4PK1538</b> <b>4PK905</b> <b>4PK925</b> <b>4PK925K1</b> <b>CT915</b> <b>CT915K1</b> <b>CT915WP1</b>	ALT AC, (PS) PS AC, (-PS) AC, (-PS) CA CA, ⇨07/2003 CA
1.2 16V	09/98-	D7F 720, D7F 726, D7F 746, D7F 766, D7F 764	43	1149	<b>3PK740</b> <b>3PK740</b> <b>3PK740</b> <b>4PK1538</b> <b>4PK735</b> <b>4PK735</b> <b>4PK735</b> <b>4PK735</b> <b>4PK905</b> <b>4PK925</b> <b>4PK925K1</b> <b>CT915</b> <b>CT915K1</b> <b>CT915WP1</b> <b>CT915WP2</b> <b>MS45</b>	ALT, (AC), (PS), MTR-CODE: D7F 720, D7F 726, 04/2000⇨ ALT, MTR-CODE: D7F 764, D7F 766 ALT, (AC), (-PS), MTR-CODE: D7F 720, D7F 726, 04/2000⇨ AC, (PS), MTR-CODE: D7F 726, 04/2000⇨, ALT, (PS), (AC), MTR-CODE: D7F 764, D7F 766 ALT, MTR-CODE: D7F 710 ALT, MTR-CODE: D7F 720, D7F 726, (-AC), (-PS), ⇨04/2000 ALT, MTR-CODE: D7F 720, D7F, 726, (PS), (-AC), ⇨04/2000 ALT, MTR-CODE: D7F 720, D7F 726, (AC), (PS), ⇨04/2000 PS, (-AC), MTR-CODE: DF7 720, DF7 726, 04/2000⇨, PS, MTR-CODE: D7F 764 AC, (-PS), MTR-CODE: D7F 726, PS, MTR-CODE: D7F 766, 04/2000⇨ AC, (-PS), MTR-CODE: D7F 726, 04/2000⇨, PS, MTR-CODE: D7F 766 AC, MTR-CODE: D7F 726, (PS), ⇨04/2000 MTR-CODE: D7F 710, (PS), (AC) PS, MTR-CODE: D7F 720, D7F 726, (PS), (-AC), ⇨04/2000 MTR-CODE: D7F 710, PS, (AC)
	06/01-	D4F 712, D4F 714, D4F 722,	55	1149	<b>3PK740</b>	ALT, MILD COUNTRIES, HOT COUNTRIES, MTR-CODE: D4F 712, D4F 714, D4F 722, D4F 728

RENAULT



ContiTech



**RENAULT**

CLIO II (BB0/1/2\_, CB0/1/2\_, SB0/1/2\_) ↔

					<b>3PK750</b> <b>4PK1538</b> <b>4PK905</b> <b>4PK925</b> <b>4PK925K1</b> <b>CT1045</b> <b>CT1045K1</b> <b>CT1045WP1</b> <b>MS45</b>	ALT, COLD COUNTRIES, MTR-CODE: D4F 712, D4F 714, D4F 722 AC, (PS), MTR-CODE: D4F 712, D4F 714 PS, (-AC) AC, (-PS), MTR-CODE: D4F 712, D4F 714, D4F 722, D4F 728 AC, (-PS), MTR-CODE: D4F 712, D4F 714, D4F 722, D4F 728 CA CA CA, MTR-CODE: D4F712
1.2 LPG	09/98-06/09	D7F 766, D7F 764	43	1149	<b>3PK740</b> <b>4PK1538</b> <b>4PK905</b> <b>4PK925</b> <b>4PK925K1</b> <b>CT915</b> <b>CT915K1</b> <b>CT915WP1</b> <b>CT915WP2</b> <b>MS45</b>	ALT ALT, (PS), (AC) PS, MTR-CODE: D7F 764 PS, MTR-CODE: D7F 766 PS, MTR-CODE: D7F 766 CA CA CA CA, ⇨12/2003, OPT
1.4	09/98-05/05	E7J 780, E7J 634, K7J 700	55	1390	<b>3PK1038</b> <b>4PK1237</b> <b>4PK995</b> <b>5PK1110</b> <b>5PK1110</b> <b>5PK1750</b> <b>6PK1750</b> <b>6PK1750</b> <b>CT988</b> <b>CT988K2</b> <b>CT988WP1</b> <b>CT988WP2</b>	ALT, MTR-CODE: E7J 780 PS, (AC), MTR-CODE: E7J 780 PS, (-AC), MTR-CODE: E7J 780 ALT, (-AC), MTR-CODE: E7J 634 ALT, (-AC), MTR-CODE: K7J 700 ALT, (AC), MTR-CODE: K7J 700, 09/2001⇨ ALT, (AC), MTR-CODE: K7J 700, ⇨09/2001 ALT, (AC), MTR-CODE: E7J 634 CA CA CA, MTR-CODE: E7J 634, E7J 780 CA, MTR-CODE: K7J 700
1.4 16V	10/99-09/04	K4J 712, K4J 713	70	1390	<b>5PK1110</b> <b>5PK1110K1</b> <b>5PK1750</b> <b>5PK1750K1</b> <b>6PK1750</b> <b>6PK1750K2</b> <b>CT1179</b> <b>CT1179K1</b> <b>CT1179K3</b> <b>CT1179WP1</b> <b>CT1179WP3</b> <b>AP9025</b>	ALT, (-AC) ALT, (-AC) ALT, (AC), ONLY WITH 82 00 603 359, 82 00 104 754, 06/2001⇨ ALT, (AC), 06/2001⇨ ALT, (AC), ⇨06/2001 ALT, (AC), ⇨06/2001 CA CA CA CA CA
	08/00-	K4J 712, K4J 713, K4J 711, K4J 710	72	1390	<b>5PK1110</b> <b>5PK1110K1</b> <b>5PK1200</b> <b>5PK1200K1</b> <b>5PK1750</b> <b>5PK1750</b> <b>5PK1750K1</b> <b>5PK1750K1</b> <b>6PK1750</b> <b>6PK1750</b> <b>6PK1750K2</b>	ALT, (-AC) ALT, (-AC) ALT, (AC), MTR-CODE: K4J 710, K4J 711, 04/2004⇨ ALT, (AC), MTR-CODE: K4J 710, K4J 711, 04/2004⇨ ALT, (AC), ONLY WITH 82 00 603 359, 82 00 104 754, MTR-CODE: K4J 710, K4J 711, 09/2001⇨, ⇨04/2004 ALT, (AC), MTR-CODE: K4J 712, K4J 713, 06/2001⇨ ALT, (AC), MTR-CODE: K4J 710, K4J 711, 09/2001⇨, ⇨04/2004 ALT, (AC), MTR-CODE: K4J 712, K4J 713, 06/2001⇨ ALT, (AC), MTR-CODE: K4J 712, K4J 713, ⇨06/2001 ALT, (AC), MTR-CODE: K4J 710, K4J 711, ⇨09/2001 ALT, (AC), MTR-CODE: K4J 710, K4J 711, ⇨09/2001





ContiTech



**RENAULT**

CLIO II (BB0/1/2\_, CB0/1/2\_, SB0/1/2\_) ↵

					<b>6PK1750K2</b> <b>CT1179</b> <b>CT1179K1</b> <b>CT1179K3</b> <b>CT1179WP1</b> <b>CT1179WP3</b> <b>AP9025</b> <b>AP9056</b>	ALT, (AC), MTR-CODE: K4J 712, K4J 713, ⇨06/2001 CA CA CA CA CA MTR-CODE: K4J 710 / 711
1.5 dCi	06/01-	K9K 702, K9K 710, K9K 716	59-60	1461	<b>5PK1135</b> <b>5PK1135K1</b> <b>5PK1200</b> <b>5PK1200K1</b> <b>6PK1200</b> <b>6PK1200</b> <b>6PK1200K1</b> <b>6PK1200K2</b> <b>CT1035</b> <b>CT1035K1</b> <b>CT1035K2</b> <b>CT1035WP1</b> <b>CT1035WP2</b> <b>CT1035WP3</b> <b>AP9025</b> <b>VD1113</b>	ALT, (AC), ⇨09/2005 ALT, (AC), ⇨09/2005 ALT, (AC), ⇨01/2005 ALT, AC, ⇨01/2005 ALT, (AC), 09/2005⇨ ALT, (AC), 01/2005⇨ ALT, (AC), 09/2005⇨ ALT, (AC), 09/2005⇨, ⇨12/2007 CA CA, ⇨08/2003 CA, 09/2003⇨ CA, ⇨08/2003 CA, 09/2003⇨, ⇨03/2004 CA, 04/2004⇨
	01/04-	K9K 712	74	1461	<b>5PK1135</b> <b>5PK1135K1</b> <b>5PK1200</b> <b>5PK1200K1</b> <b>6PK1200</b> <b>6PK1200K1</b> <b>CT1035</b> <b>CT1035K2</b> <b>CT1035WP2</b> <b>CT1035WP3</b> <b>AP9025</b> <b>AP9056</b> <b>VD1113</b>	ALT, (AC) ALT, (AC) ALT, AC, ⇨01/2005 ALT, AC, ⇨01/2005 ALT, AC, 02/2005⇨ ALT, AC, 02/2005⇨ CA CA CA, ⇨03/2004 CA, 04/2004⇨
	06/01-	K9K 700, K9K 704	48	1461	<b>5PK1135</b> <b>5PK1135K1</b> <b>5PK1200</b> <b>5PK1200K1</b> <b>6PK1130</b> <b>6PK1200</b> <b>6PK1200</b> <b>6PK1200K1</b> <b>6PK1200K2</b> <b>CT1035</b> <b>CT1035K1</b> <b>CT1035K2</b> <b>CT1035WP1</b> <b>CT1035WP2</b> <b>CT1035WP3</b> <b>AP9025</b> <b>VD1113</b>	ALT, (AC), ⇨09/2005 ALT, (AC), ⇨09/2005 ALT, (AC), ⇨01/2005 ALT, AC, ⇨01/2005 ALT, (AC), 12/2007⇨ ALT, (AC), 09/2005⇨, ⇨12/2007 ALT, (AC), 01/2005⇨ ALT, (AC), 09/2005⇨ ALT, (AC), 09/2005⇨, ⇨12/2007 CA CA, ⇨08/2003 CA, 09/2003⇨ CA, ⇨08/2003 CA, 09/2003⇨, ⇨03/2004 CA, 04/2004⇨
	08/04-	K9K 700, K9K 714	50	1461	<b>5PK1135</b> <b>5PK1135K1</b> <b>6PK1130</b> <b>6PK1200</b> <b>6PK1200K1</b> <b>6PK1200K2</b>	ALT, (AC), ⇨09/2005 ALT, (AC), ⇨09/2005 ALT, (AC), 12/2007⇨ ALT, (AC), 09/2005⇨, ⇨12/2007 ALT, (AC) ALT, (AC), 09/2005⇨



ContiTech



**RENAULT**

CLIO II (BB0/1/2\_, CB0/1/2\_, SB0/1/2\_) ↕

					<b>CT1035</b> <b>CT1035K2</b> <b>CT1035WP3</b> <b>AP9025</b> <b>VD1113</b>	CA CA CA
1.6	09/98-05/05	K7M 744, K7M 745	66	1598	<b>3PK1038</b> <b>4PK1237</b> <b>4PK995</b> <b>CT988</b> <b>CT988K2</b> <b>CT988WP2</b>	ALT, MTR-CODE: K7M 744, K7M 745 PS, (AC), MTR-CODE: K7M 744, K7M 745 PS, (-AC), MTR-CODE: K7M 744, K7M 745 CA CA CA
1.6 16V	09/98-	K4M 748, K4M 708, K4M 740, K4M 744, K4M 745, K4M 742, K4M 743	79	1598	<b>5PK1110</b> <b>5PK1110K1</b> <b>5PK1750</b> <b>5PK1750</b> <b>5PK1750</b> <b>5PK1750</b> <b>5PK1750K1</b> <b>5PK1750K1</b> <b>5PK1750K1</b> <b>6PK1750</b> <b>6PK1750</b> <b>6PK1750</b> <b>6PK1750K2</b> <b>CT1179</b> <b>CT1179K1</b> <b>CT1179K3</b> <b>CT1179WP1</b> <b>CT1179WP3</b> <b>AP9025</b> <b>AP9056</b> <b>AP9066</b>	ALT, (AC) ALT, (-AC) ALT, (AC), MTR-CODE: K4M 740, 04/2002⇨ ONLY WITH 82 00 603 359, 82 00 104 754 ALT, (AC), MTR-CODE: K4M 708, K4M 744, 09/2001⇨ ALT, (AC), MTR-CODE: K4M 742, K4M 743, K4M 745 ALT, (AC), MTR-CODE: K4M 740, 04/2002⇨ ALT, (AC), MTR-CODE: K4M 708, K4M 744, 09/2001⇨ ALT, (AC), MTR-CODE: K4M 742, K4M 743, K4M 745 ALT, (AC), MTR-CODE: K4M 748 ALT, (AC), MTR-CODE: K4M 708, K4M 744, ⇨09/2001 ALT, (AC), MTR-CODE: K4M740, ⇨04/2002 ALT, (AC), MTR-CODE: K4M748 CA CA CA CA CA MTR-CODE: K4M 742 / 743 / 748 MTR-CODE: K4M 708 / 744 / 745 MTR-CODE: KM4M 708 / 744 / 745
1.9 D	09/98-	F8Q 630, F8Q 632, F8Q 662	40-48	1870	<b>6PK1190</b> <b>6PK1400</b> <b>6PK894</b> <b>CT949</b> <b>CT949K1</b> <b>CT949K2</b> <b>VD1081</b> <b>MS04</b>	ALT, WP, AC ALT, WP, PS ALT CA CA CA FOR ART-NO: VD1081
	02/00-05/01	F8Q 632	48	1870	<b>6PK1190</b> <b>6PK1400</b> <b>6PK894</b> <b>CT949</b> <b>CT949K1</b> <b>CT949K2</b> <b>VD1081</b> <b>MS04</b>	ALT, (AC) ALT, (PS), (-AC) ALT, (-PS), (-AC) CA CA CA FOR ART-NO: VD1081
1.9 dTi	12/99-05/05	F9Q 780	59	1870	<b>6PK1125</b> <b>6PK1210</b> <b>CT1026</b> <b>CT1026K1</b> <b>CT1026K2</b> <b>AP9052</b> <b>VD1063</b> <b>MS04</b>	ALT, (-AC) ALT, (AC) CA CA CA FOR ART-NO: VD1063
2.0 16V Sport	02/00-	F4R 730, F4R 736	124	1998	<b>6PK1130</b> <b>6PK1660</b>	ALT, (-AC) ALT, (AC)



RENAULT





ContiTech



**RENAULT**

**CLIO II (BB0/1/2\_, CB0/1/2\_, SB0/1/2\_) ↕**

				<b>CT977</b> <b>CT977K1</b> <b>CT977K2</b> <b>CT977K3</b>	CA CA, ⇨03/2001 CA, 04/2001⇨ CA
01/04-	F4R 738	132	1998	<b>6PK1130</b> <b>6PK1660</b> <b>CT977</b> <b>CT977K2</b> <b>CT977K3</b>	ALT, (AC) ALT, (AC) CA CA CA

**CLIO III (BR0/1, CR0/1)**  
1.2 16V

09/10-	D4F 786	76	1149	<b>7PK1035</b> <b>7PK1035K1</b> <b>7PK880</b> <b>CT1045</b> <b>CT1045K1</b> <b>CT1045WP1</b> <b>MS45</b>	ALT, (AC) ALT, (AC) ALT, (AC) CA CA CA
06/05-	D4F 764	58	1149	<b>7PK1035</b> <b>7PK1035K1</b> <b>7PK880</b> <b>CT1045</b> <b>CT1045K1</b> <b>CT1045WP1</b> <b>MS45</b>	ALT, (AC) ALT, (AC) ALT, (AC), MTR-CODE: D4F764 CA, MTR-CODE: D4F740 CA CA CA
	D4F 740	48	1149	<b>7PK1035</b> <b>7PK1035K1</b> <b>7PK880</b> <b>CT1045</b> <b>CT1045K1</b> <b>CT1045WP1</b> <b>MS45</b>	ALT, AC ALT, (AC) ALT, (AC), MTR-CODE: D4F740 CA, MTR-CODE: D4F740 CA CA
05/07-	D4F 784	74	1149	<b>7PK1035</b> <b>7PK1035K1</b> <b>7PK880</b> <b>CT1045</b> <b>CT1045K1</b> <b>CT1045WP1</b> <b>MS45</b>	ALT, (AC) ALT, (AC) ALT, (AC) CA CA WP
1.2 16V Hi-Flex	07/08- D4F 740, D4F 742	55	1149	<b>7PK1035</b> <b>7PK1035K1</b> <b>7PK880</b> <b>CT1045</b> <b>CT1045K1</b> <b>CT1045WP1</b> <b>MS45</b>	ALT, (AC) ALT, (AC) ALT, (AC), MTR-CODE: D4F740 CA CA CA
1.2 Ethanol	07/08-	55	1149	<b>7PK1035</b> <b>7PK1035K1</b> <b>7PK880</b> <b>CT1045</b> <b>CT1045K1</b> <b>CT1045WP1</b> <b>MS45</b>	ALT, (AC) ALT, (AC) ALT, (AC) CA CA CA
1.4 16V	06/05- K4J 780	72	1390	<b>5PK1135</b> <b>5PK1135K1</b> <b>6PK1130</b> <b>6PK1130K1</b> <b>6PK1200</b> <b>6PK1200</b> <b>6PK1200K1</b> <b>6PK1200K2</b>	ALT, (AC), ⇨05/2006 ALT, (AC), ⇨05/2006 ALT, (AC), 10/2007⇨ ALT, (AC), 10/2007⇨, MTR-CODE: K4J 780 ALT, (AC) ALT, (AC), 05/2006⇨, ⇨10/2007 ALT, (AC) ALT, (AC), 05/2006⇨, ⇨12/2007

RENAULT



ContiTech



**RENAULT**

CLIO III (BR0/1, CR0/1)



RENAULT

1.5 dCi

06/05-

K9K 768, K9K 714

50

1461

- CT1179** CA
- CT1179K1** CA
- CT1179K3** CA
- CT1179WP1** CA
- CT1179WP3** CA
- AP9025**
- AP9066**

- 5PK1135** ALT, (-AC), ⇨09/2005
- 5PK1135K1** ALT, (-AC), ⇨09/2005
- 6PK1130** ALT, (-AC), 12/2007⇨
- 6PK1130K1** ALT, (-AC), 12/2007⇨, MTR-CODE: K9K 766
- 6PK1200** ALT, (AC)
- 6PK1200** ALT, (-AC), 09/2005⇨, ⇨11/2007
- 6PK1200K1** ALT, (AC)
- 6PK1200K2** ALT, (-AC), 09/2005⇨, ⇨11/2007
- CT1035** CA
- CT1035K2** CA
- CT1035WP3** CA
- AP9066** MTR-CODE: K9K 768
- VD1113**

K9K 766

63

1461

- 5PK1135** ALT, (-AC), ⇨09/2005
- 5PK1135K1** ALT, (-AC), ⇨09/2005
- 6PK1130** ALT, (-AC), 12/2007⇨
- 6PK1130K1** ALT, (-AC), 12/2007⇨, MTR-CODE: K9K 766
- 6PK1200** ALT, (AC)
- 6PK1200** ALT, (-AC), 09/2005⇨, ⇨11/2007
- 6PK1200K1** ALT, (AC)
- 6PK1200K2** ALT, (-AC), 09/2005⇨, ⇨11/2007
- CT1035** CA
- CT1035K2** CA
- CT1035WP3** CA
- AP9066**
- VD1113**

K9K 764, K9K 774

78

1461

- 5PK1135** ALT, (-AC), ⇨09/2005
- 5PK1135K1** ALT, (-AC), ⇨09/2005
- 6PK1200** ALT, (-AC), 09/2005⇨
- 6PK1200** ALT, (AC)
- 6PK1200K1** ALT, (AC)
- 6PK1200K2** ALT, (-AC), 09/2005⇨, ⇨11/2007
- CT1035** CA
- CT1035K2** CA
- CT1035WP3** CA
- AP9066**
- VD1113**

K9K 772

76

1461

- 5PK1135** ALT, (-AC), ⇨09/2005
- 6PK1200** ALT, (AC)
- 6PK1200** ALT, (-AC), 09/2005⇨, ⇨11/2007
- 6PK1200K1** ALT, (AC)
- CT1035** CA
- CT1035K2** CA
- CT1035WP3** CA
- AP9066**
- VD1113**

11/07-

K9K 750

60

1461

- 6PK1130** ALT, (-AC), 12/2007⇨
- 6PK1200** ALT, (-AC), ⇨12/2007
- 6PK1200** ALT, (AC)
- 6PK1200K1** ALT, (AC)
- CT1035** CA
- CT1035K2** CA
- CT1035WP3** CA
- AP9066**





**RENAULT**

CLIO III (BR0/1, CR0/1)



	05/05-	K9K 752	47-48	1461	<b>VD1113</b> <b>5PK1135</b> <b>5PK1135K1</b> <b>6PK1130</b> <b>6PK1130K1</b> <b>6PK1200</b> <b>6PK1200</b> <b>6PK1200K1</b> <b>6PK1200K2</b> <b>CT1035</b> <b>CT1035K2</b> <b>CT1035WP3</b> <b>AP9066</b> <b>VD1113</b>	ALT, (-AC), ⇨09/2005 ALT, (-AC), ⇨09/2005 ALT, (-AC), 12/2007⇨ ALT, (-AC), MTR-CODE: K9K 752, 12/2007⇨ ALT, (-AC), 09/2005⇨, ⇨12/2007 ALT, (AC), 01/2005⇨ ALT, (AC), 01/2005⇨ ALT, (-AC), 09/2005⇨, ⇨12/2007 CA, MTR-CODE: K9K 752, K9K 766 CA, MTR-CODE: K9K 752, K9K 766 CA
	08/10-	K9K 770	55-65	1461	<b>6PK1130</b> <b>6PK1130K1</b> <b>6PK1200</b> <b>6PK1200K1</b> <b>CT1035</b> <b>CT1035K2</b> <b>CT1035WP4</b> <b>AP9066</b> <b>VD1113</b>	ALT, (-AC) ALT, (-AC), MTR-CODE: K9K 770 ALT, (AC) ALT, (AC) CA CA CA
1.6 16V	06/05-	K4M 804	65	1598	<b>5PK1135</b> <b>5PK1135K1</b> <b>6PK1200</b> <b>6PK1200K2</b> <b>CT1179</b> <b>CT1179K2</b> <b>CT1179K4</b> <b>CT1179WP2</b> <b>CT1179WP4</b> <b>AP9066</b> <b>VD1113</b>	ALT, (-AC) ALT, (-AC), ⇨12/2007 ALT, (AC) ALT, (AC), ⇨12/2007 CA CA CA CA CA
		K4M 800, K4M 801	82	1598	<b>5PK1135</b> <b>5PK1135K1</b> <b>5PK1135K1</b> <b>6PK1130</b> <b>6PK1130K1</b> <b>6PK1200</b> <b>6PK1200</b> <b>6PK1200K1</b> <b>6PK1200K2</b>  <b>6PK1200K2</b>  <b>CT1179</b> <b>CT1179K2</b> <b>CT1179K4</b> <b>CT1179WP2</b> <b>CT1179WP4</b> <b>AP9066</b>	ALT, (-AC), ⇨09/2005 ALT, (-AC), ⇨09/2005, MTR-CODE: K4M 800 ALT, (-AC), ⇨09/2005, MTR-CODE: K4M 801 ALT, (-AC), 12/2007⇨ ALT, (-AC), 12/2007⇨, MTR-CODE: K4M 800 ALT, (AC) ALT, (-AC), 09/2005⇨, ⇨11/2007 ALT, (AC) ALT, (-AC), 09/2005⇨, ⇨12/2007, MTR-CODE: K4M 800 ALT, (-AC), 09/2005⇨, ⇨04/2009, MTR-CODE: K4M 801 CA CA CA CA CA
1.6 16V GT	06/09-	K4M 862	94	1598	<b>6PK1200</b> <b>6PK1200K1</b> <b>CT1179</b> <b>CT1179K2</b> <b>CT1179K4</b> <b>VD1113</b>	ALT, (AC) ALT, (AC) CA CA CA 11/2010⇨
2.0 16V Sport	02/06-	F4R 830	145-148	1998	<b>CT1130</b> <b>CT1130K2</b> <b>CT1130K3</b>	CA CA CA





ContiTech



## RENAULT

CLIO III (BR0/1, CR0/1)



**CT1130WP1** CA  
**CT1130WP2** CA

CLIO IV

0.9 TCe 90 11/12- H4B 400 66 898 **7PK1605** ALT, ⇨01/2014  
**AP9025**  
**AP9047**

1.2 16V 11/12- D4F 740 54 1149 **7PK1035** ALT, (AC)  
**7PK880** ALT, (AC)  
**CT1045** CA  
**CT1045K1** CA  
**CT1045WP1** CA  
**MS45**

1.2 TCe 120 03/13- H5F 403 88 1197 **7PK1605** ALT, ⇨01/2014

1.5 dCi 75 11/12- K9K 612 55 1461 **6PK1130** ALT, (AC)  
**6PK1130K1** ALT, (AC), MTR-CODE: K9K 612  
**6PK1200** ALT, (AC)  
**CT1184** CA  
**CT1184K1** CA  
**AP9025**  
**AP9066**  
**VD1113**

1.5 dCi 90 11/12- K9K 608 66 1461 **6PK1130** ALT, (AC)  
**6PK1200** ALT, (AC)  
**CT1184** CA  
**CT1184K1** CA  
**AP9025**  
**VD1113**

DUSTER

1.6 16V 02/12- K4M 616 75 1598 **6PK1200K1** ALT, (AC)  
**6PK1205** ALT, (AC)  
**CT1179** CA  
**CT1179K1** CA  
**CT1179K3** CA  
**AP9025**  
**AP9066**  
**VD1113**

2.0 02/12- F4R 403, F4R 405 98 1998 **5PK1125** ALT  
**AP9043** MTR-CODE: F4R400 - F4R408

2.0 4x4 02/12- F4R 99 1998 **AP9043** MTR-CODE: F4R400 - F4R408

ESPACE II (J/S63.)

2.1 TD 01/91-10/96 J8S 610, J8S 612, J8S 772, J8S 776, J8S 778 65-66 2068 **11,9X1013Ld** ALT  
**11,9X758Ld** PS  
**4PK875** AC  
**CT522** CA  
**CT522K1** CA

2.2 01/91-10/96 J7T 772, J7T 776, J7T 773 79 2165 **11,9X1013Ld** ALT  
**11,9X758Ld** PS, 03/1991⇨  
**AVX13X840** PS, ⇨03/1991  
**4PK875** AC  
**CT750** CA  
**CT750K1** CA

ESPACE III (JE0.)

1.9 dTi 02/99-10/02 F9Q 722 72 1870 **6PK1138** ALT, PS, (-AC)  
**6PK1605** ALT, PS, AC, 04/2001⇨  
**6PK1605K1** ALT, (AC), 04/2001⇨, PS  
**6PK1642** ALT, PS, AC, ⇨03/2001  
**6PK1642K1** ALT, PS, AC, ⇨03/2001  
**CT1026** CA, MTR-CODE: F9Q 722, 11/2000⇨  
**CT1026K1** CA, MTR-CODE: F9Q 722, 11/2000⇨  
**CT1026K2** CA, MTR-CODE: F9Q 722, 11/2000⇨  
**CT940** CA, MTR-CODE: F9Q 722, ⇨10/2000  
**CT940K1** CA, MTR-CODE: F9Q 722, ⇨10/2000





**RENAULT**

**ESPACE III (JEO\_)**

					<b>CT940K2</b> <b>AP9052</b> <b>VD1063</b> <b>MS04</b>	CA, MTR-CODE: F9Q 722, ⇨10/2000, OPT FOR ART-NO: VD1063
2.0	11/96-10/00	F3R 728, F3R 729, F3R 742, F3R 768, F3R 769	84	1998	<b>6PK1125</b> <b>6PK1660</b> <b>6PK1660K3</b> <b>CT840</b> <b>CT840K1</b> <b>CT840K2</b>	ALT, PS ALT, PS, AC ALT, PS, AC CA CA CA, MTR-CODE: F3R 742,768,769
2.0 16V	10/98-10/02	F4R 700, F4R 701	103	1998	<b>5PK1125</b> <b>5PK1750</b> <b>5PK1750K1</b> <b>CT977</b> <b>CT977K1</b> <b>CT977K2</b> <b>CT977K3</b>	ALT, (AC) ALT, (AC) ALT, (AC) CA CA, 06/1999⇨, ⇨04/2001 CA, 04/2001⇨ CA
2.2 12V TD	11/96-10/00	G8T 760, G8T 714, G8T 716	83	2188	<b>6PK1015</b> <b>6PK1950</b> <b>6PK1950K1</b> <b>CT921</b> <b>CT921K1</b> <b>CT921WP1</b>	ALT, PS ALT, PS, AC ALT, PS, (AC) CA CA CA
2.2 D	11/97-01/00	G8T 716	84	2188	<b>6PK1015</b> <b>6PK1950</b> <b>6PK1950K1</b> <b>CT921</b> <b>CT921K1</b> <b>CT921WP1</b>	ALT, (AC) ALT, (AC) ALT, (AC) CA CA CA
2.2 dCi	10/00-10/02	G9T 710, G9T 642	95	2188	<b>6PK1780</b> <b>6PK1780K1</b> <b>6PK1780K1</b> <b>CT1046</b> <b>CT1046K1</b> <b>VD1109</b>	ALT ALT, (Espace) ALT, (Grand Espace) CA CA CA

**ESPACE IV (JK0/1\_)**

1.9 dCi	11/02-	F9Q 680, F9Q 820, F9Q 826	88	1870	<b>7PK1785</b> <b>CT1025</b> <b>CT1025K1</b>	ALT, MTR-CODE: F9Q 820 CA, MTR-CODE: F9Q 820 CA, MTR-CODE: F9Q 820
	04/03-02/05	F9Q 820	85	1870	<b>7PK1785</b> <b>CT1025</b> <b>CT1025K1</b> <b>CT1025WP2</b>	ALT CA CA CA
2.0	04/05-	F4R 797, F4R 897, F4R 796, F4R 896	125	1998	<b>7PK1785</b> <b>CT1130</b> <b>CT1130K2</b> <b>CT1130K3</b> <b>CT1130WP1</b> <b>CT1130WP2</b>	ALT CA CA CA CA CA
2.0 dCi	01/06-	M9R 740, M9R 750, M9R 815, M9R 760, M9R 761, M9R 762, M9R 763	110-127	1995	<b>7PK1970</b> <b>7PK1970K1</b> <b>7PK1970K1</b>	ALT ALT, (CRSHFT PULLEY), (Espace) ALT, (CRSHFT PULLEY), (Grand Espace)
		M9R 740, M9R 760, M9R 750, M9R 761, M9R 762, M9R 763	96	1995	<b>7PK1970</b> <b>7PK1970K1</b>	ALT ALT, (CRSHFT PULLEY), (Espace), MTR-CODE: M9R 740
					<b>7PK1970K1</b>	ALT, (CRSHFT PULLEY), (Grand Espace), MTR-CODE:



ContiTech



**RENAULT**

**ESPACE IV (JK0/1\_)**

↳ 2.0 Turbo

11/02-	F4R 794, F4R 795, F4R 797, F4R 796	120	1998	<b>7PK1785</b> <b>CT1130</b> <b>CT1130K2</b> <b>CT1130K3</b> <b>CT1130WP1</b> <b>CT1130WP2</b>	ALT, MTR-CODE: F4R 494, F4R 495, F4R 497 CA CA CA CA CA
2.2 dCi	G9T 742, G9T 743	110	2188	<b>7PK1770</b> <b>CT1046</b> <b>CT1046K1</b>	ALT, (AC) CA CA
3.0 dCi	P9X 701	130	2958	<b>6PK1920</b> <b>CT1079</b> <b>CT1079K1</b>	ALT, (AC) CA CA
3.5 V6	V4Y 711, V4Y 715	177	3498	<b>4PK775</b> <b>6PK1100</b> <b>6PK1105</b>	AC ALT, MTR-CODE: V4Y715 ALT, MTR-CODE: V4Y711

**ESPACE V**

1.6 dCi 130, 1.6 dCi 160

06/15-	R9M 409, R9M 452	96-118	1598	<b>AP9047</b>	
--------	------------------	--------	------	---------------	--

**FLUENCE (L30\_)**

1.5 dCi

02/10-	K9K 830, K9K 832, K9K 834, K9K 836, K9K 837	63-81	1461	<b>6PK1200</b> <b>6PK1200K1</b> <b>CT1035</b> <b>CT1035K2</b> <b>CT1035WP3</b> <b>AP9025</b> <b>VD1113</b>	ALT ALT CA CA CA
1.6 16V	K4M 838, K4M 839	81-82	1598	<b>6PK1200</b> <b>6PK1200K1</b> <b>CT1179</b> <b>CT1179K2</b> <b>CT1179K4</b> <b>CT1179WP2</b> <b>CT1179WP4</b> <b>AP9066</b> <b>VD1113</b>	ALT ALT CA CA CA CA CA 11/2010⇨

**GRAND SCÉNIC II (JM0/1\_)**

1.5 dCi

06/06-11/08	K9K 734	76	1461	<b>6PK1130</b> <b>6PK1205</b> <b>6PK1205</b> <b>CT1035</b> <b>CT1035K2</b> <b>CT1035WP3</b>	ALT, (AC), 12/2007⇨ ALT, (AC) ALT, (AC), ⇨12/2007 CA CA CA
04/04-	K9K 728	74	1461	<b>5PK1135</b> <b>5PK1135K1</b> <b>5PK1200</b> <b>5PK1200K1</b> <b>6PK1200</b> <b>6PK1200</b> <b>6PK1200K1</b> <b>6PK1200K2</b> <b>CT1035</b> <b>CT1035K2</b> <b>CT1035WP3</b> <b>AP9025</b> <b>AP9066</b> <b>VD1113</b>	ALT, (AC), ⇨09/2005 ALT, (AC), ⇨09/2005 ALT, (AC), ⇨01/2005 ALT, (AC), 01/2005⇨ ALT, (AC), 09/2005⇨ ALT, (AC), 01/2005⇨ ALT, (AC), 09/2005⇨ CA CA CA
05/05-	K9K P 732	78	1461	<b>5PK1135</b> <b>5PK1135K1</b> <b>6PK1130</b> <b>6PK1200</b> <b>6PK1200</b>	ALT, (AC), ⇨09/2005 ALT, (AC), MTR-CODE: K9K 732, ⇨09/2005 ALT, (AC), 12/2007⇨ ALT, (AC), 09/2005⇨, ⇨12/2007 ALT, (AC)





**RENAULT**

GRAND SCÉNIC II (JM0/1\_)



					<b>6PK1200K1</b> <b>6PK1200K2</b> <b>CT1035</b> <b>CT1035K2</b> <b>CT1035WP3</b> <b>AP9066</b> <b>VD1113</b>	ALT, (AC) ALT, (AC), 09/2005 → CA CA, 09/2003 → CA, 04/2004 →
1.6	04/04-	K4M 761, K4M 782	83	1598	<b>5PK1135</b> <b>5PK1200</b> <b>5PK1200K1</b> <b>6PK1200</b> <b>6PK1200</b> <b>6PK1200K1</b> <b>6PK1200K1</b> <b>CT1179</b> <b>CT1179K2</b> <b>CT1179K4</b> <b>CT1179WP2</b> <b>CT1179WP4</b> <b>AP9056</b> <b>AP9066</b> <b>VD1113</b>	ALT, (AC), →05/2006 ALT, (AC), →04/2005 ALT, (AC), →04/2005 ALT, (AC), 05/2006 → ALT, (AC), 04/2005 → ALT, (AC), 04/2005 → ALT, (AC), 06/2006 → CA CA CA CA CA CA
	06/06-11/08	K4M 812	82	1598	<b>6PK1130</b> <b>6PK1200</b> <b>6PK1200K1</b> <b>CT1179</b> <b>CT1179K2</b> <b>CT1179K4</b> <b>CT1179WP2</b> <b>CT1179WP4</b> <b>AP9025</b> <b>AP9056</b> <b>AP9066</b> <b>VD1113</b>	ALT, (AC), 12/2007 → ALT, (AC), →12/2007, ALT, (AC) ALT, (AC), →12/2007, ALT, (AC) CA, OE-NO 8201069699 CA, OE-NO BELT 8201069699 CA, OE-NO BELT 8201069699 CA, OE-NO BELT 8201069699 CA, OE-NO BELT 8201069699
1.6 Flex	06/06-11/08	K4M 766	82	1598	<b>6PK1200</b> <b>6PK1200K1</b> <b>CT1179</b> <b>CT1179K2</b> <b>CT1179K4</b> <b>AP9025</b> <b>AP9066</b>	ALT ALT CA CA CA
1.9 dCi	04/04-	F9Q 812	88	1870	<b>7PK1125</b> <b>7PK1125K1</b> <b>CT1064</b> <b>CT1064K1</b> <b>CT1064WP2</b> <b>VD1104</b> <b>MS43</b>	ALT, PS, AC ALT, PS, AC CA CA CA ONLY WITH MS43 FOR ART-NO: VD1104
	05/05-	F9Q E 804	81	1870	<b>7PK1125</b> <b>7PK1125K1</b> <b>CT1064</b> <b>CT1064K1</b> <b>CT1064WP2</b> <b>VD1104</b> <b>MS43</b>	ALT ALT CA, MTR-CODE: F9Q 803, F9Q 804 CA, MTR-CODE: F9Q 803, F9Q 804 CA, MTR-CODE: F9Q 803, F9Q 804 ONLY WITH MS43 FOR ART-NO: VD1104
		F9Q J 803, F9Q EE 804, F9Q 816, F9Q 818	96	1870	<b>7PK1125</b> <b>7PK1125K1</b> <b>CT1064</b> <b>CT1064K1</b> <b>CT1064WP2</b> <b>VD1104</b>	ALT ALT CA CA CA ONLY WITH MS43





ContiTech



## RENAULT

### GRAND SCÉNIC II (JM0/1\_)

2.0	04/04-	F4R 770, F4R 771	99	1998	<b>MS43</b> <b>7PK1125</b> <b>7PK1125K1</b> <b>CT1130</b> <b>CT1130K2</b> <b>CT1130K3</b> <b>CT1130WP1</b> <b>CT1130WP2</b>	FOR ART-NO: VD1104 ALT, PS, AC, MTR-CODE: F4R 770, F4R 771 ALT, PS, AC, MTR-CODE: F4R 770, F4R 771 CA, MTR-CODE: F4R 770, F4R 771 CA, MTR-CODE: F4R 770, F4R 771 CA, MTR-CODE: F4R 770, F4R 771 CA, MTR-CODE: F4R 770, F4R 771 CA, MTR-CODE: F4R 770, F4R 771
2.0 dCi	09/05-	M9R 700, M9R 721, M9R 722	110	1995	<b>7PK1705</b> <b>AP9047</b>	ALT

### GRAND SCÉNIC III (JZ0/1\_)

1.2 TCe	04/12-	H5F 400, H5F 404	85-97	1197	<b>7PK1605</b>	ALT, ⇨01/2014
1.4 16V	02/09-	H4J 700	96	1397	<b>7PK1785</b>	ALT
1.5 dCi	02/09-	K9K 832	78	1461	<b>6PK1200</b> <b>6PK1200K1</b> <b>CT1035</b> <b>CT1035K2</b> <b>AP9025</b> <b>VD1113</b>	ALT ALT CA CA 11/2010⇨
	04/09-	K9K 836, K9K 837, K9K 636	81	1461	<b>6PK1200</b> <b>6PK1200K1</b> <b>CT1035</b> <b>CT1035K2</b> <b>CT1035WP4</b> <b>CT1184</b> <b>CT1184K1</b> <b>AP9025</b> <b>VD1113</b>	ALT, MTR-CODE: K9K 836, K9K 837, K9K 636 ALT, MTR-CODE: K9K 836, K9K 837 MTR-CODE: K9K 836, K9K 837, CA MTR-CODE: K9K 836, K9K 837, CA CA, MTR-CODE: K9K 836, K9K 837 CA, MTR-CODE: K9K 636 CA, MTR-CODE: K9K 636 11/2010⇨
1.6 16V	02/09-	K4M 858	81	1598	<b>6PK1200</b> <b>6PK1200K1</b> <b>CT1179</b> <b>CT1179K2</b> <b>CT1179K4</b> <b>CT1179WP2</b> <b>CT1179WP4</b> <b>AP9066</b> <b>VD1113</b>	ALT ALT CA, OE-NO 8200897100 CA, OE-NO 8201069699 CA, OE-NO 8201069699 CA, OE-NO BELT 8201069699 CA, OE-NO BELT 8201069699 11/2010⇨
1.6 dCi	04/11-	R9M 402, R9M 404	96	1598	<b>7PK1687</b>	ALT
1.9 dCi	02/09-	F9Q 872, F9Q 870	96	1870	<b>7PK1125</b> <b>7PK1125K1</b> <b>CT1150</b> <b>CT1150K1</b> <b>AP9047</b> <b>VD1104</b> <b>MS43</b>	ALT ALT CA CA ONLY WITH MS43 FOR ART-NO: VD1104

<b>KADJAR</b> 1.5 dCi 110	06/15-	K9K 646, K9K 647	81	1461	<b>AP9025</b>	
------------------------------	--------	------------------	----	------	---------------	--

<b>KANGOO (FC0/1_, KC0/1_)</b> 1.2	07/98-07/01	D7F 766, D7F 764	44	1149	<b>3PK740</b> <b>4PK1538</b> <b>4PK905</b> <b>4PK905</b> <b>CT915</b> <b>CT915K1</b> <b>CT915WP1</b> <b>CT915WP2</b> <b>MS45</b>	ALT ALT, (PS), (AC) PS, (-AC) AC, (-PS) CA CA CA CA CA, ⇨12/2003, OPT
	08/97-	D7F 710, D7F	43	1149	<b>3PK740</b>	ALT, 11/2000⇨







ContiTech



**RENAULT**

KANGOO (FC0/1\_, KC0/1\_) ↵

		720, D7F 726, D7F 722, D7F 744, D7F 746			4PK1538 4PK735 4PK905 4PK925 4PK925K1 5PK1515 5PK875 5PK915 CT915 CT915K1 CT915WP1 CT915WP2 MS45	PS, AC, 11/2000⇒ ALT, ⇒10/2000 PS, (-AC), 11/2000⇒ AC, (-PS), 04/2000⇒ AC, (-PS), 04/2000⇒ PS, AC, ⇒10/2000 PS, (-AC), ⇒10/2000 AC, (-PS), ⇒10/2000 CA CA CA CA, ⇒12/2003, OPT
1.2 16V	06/01-	D4F 712, D4F 714, D4F 716, D4F 730	55	1149	3PK740 3PK750 4PK1538 4PK905 4PK925 4PK925K1 CT1045 CT1045K1 CT1045WP1 MS45	ALT, (AC) ALT, (AC), MTR-CODE: D4F 728 AC, (PS) PS AC, (-PS) AC, (-PS) CA CA CA, MTR-CODE: D4F 712, ⇒MTR-NO 030310
1.2 BiFuel	07/98-07/01	D7F 710, D7F 744	43	1149	3PK740 4PK1538 4PK905 4PK925 4PK925K1 5PK1515 5PK880 CT915 CT915K1 CT915WP1	ALT AC, (PS), 04/2000⇒, MTR-CODE: D7F710 D7F744, PS, (-AC) PS, (-AC), 04/2000⇒, MTR-CODE: D7F710 AC, (-PS), 04/2000⇒, MTR-CODE: D7F710 AC, (-PS), 04/2000⇒, MTR-CODE: D7F710 AC, (PS), ⇒04/2000, MTR-CODE: D7F710 PS, (-AC), ⇒04/2000, MTR-CODE: D7F710 CA CA CA
1.4	08/97-	E7J 780, E7J 634, E7J 635, K7J 700, K7J 701	55	1390	3PK1038 4PK1237 4PK995 5PK1110  5PK1110K1 5PK1750  5PK1750K1  6PK1750 6PK1750K2 CT988 CT988K2 CT988WP1 CT988WP2 AP9025	ALT, MTR-CODE: E7J 780 PS, (AC), MTR-CODE: E7J 780 PS, (-AC), MTR-CODE: E7J 780 ALT, (AC), MTR-CODE: E7J 634, E7J 635, K7J 700, K7J 701, OE-NO 77 00 107 493, 82 00 061 673 ALT, (AC), MTR-CODE: E7J 634, 635, K7J 700, 701 ALT, (AC), MTR-CODE: K7J 700, K7J 701, 09/2001⇒, OE-NO 77 00 101 261, 77 00 111 671, ONLY WITH 82 00 603 359, 82 00 104 754 ALT, (AC), MTR-CODE: K7J 700, K7J 701, 09/2001⇒, OE-NO 77 00 101 261, 77 00 111 671 ALT, (AC), MTR-CODE: K7J 700, K7J 701, ⇒09/2001 ALT, (AC), MTR-CODE: K7J 700, K7J 701, ⇒09/2001 CA CA, 06/2005⇒ CA, MTR-CODE: E7J 634, E7J 635, E7J 780 CA, MTR-CODE: K7J 700, K7J 701
1.5 dCi	12/01-	K9K 700, K9K 702, K9K 704, K9K 710	48-60	1461	5PK1135 5PK1135K1 5PK1200 5PK1200K1 6PK1130 6PK1130K1 6PK1200 6PK1200	ALT, (AC), ⇒09/2005 ALT, (AC), ⇒09/2005 ALT, (AC), ⇒01/2005 ALT, (AC), ⇒01/2005 ALT, (AC), 12/2007⇒, MTR-CODE: K9K 700, 704 ALT, (AC), 12/2007⇒, MTR-CODE: K9K 700, 704 ALT, (AC), 02/2005⇒ ALT, (AC), 09/2005⇒, ⇒12/2007



ContiTech



**RENAULT**

KANGOO (FC0/1\_, KC0/1\_) ↕

					<b>6PK1200K1</b> <b>6PK1200K2</b> <b>CT1035</b> <b>CT1035K1</b> <b>CT1035K2</b> <b>CT1035WP1</b> <b>CT1035WP2</b> <b>CT1035WP3</b> <b>AP9025</b> <b>VD1113</b>	ALT, (AC), 01/2005↔ ALT, (-AC), 09/2005↔, ↔12/2007 CA CA, ↔08/2003 CA, 09/2003↔ CA, ↔08/2003 CA, 09/2003↔, ↔03/2004 CA, 04/2004↔
	K9K 700, K9K 704, K9K 702	48	1461	<b>5PK1135</b> <b>5PK1135K1</b> <b>5PK1200</b> <b>5PK1200K1</b> <b>6PK1130</b> <b>6PK1130</b> <b>6PK1130K1</b> <b>6PK1130K1</b> <b>6PK1200</b> <b>6PK1200</b> <b>6PK1200K1</b> <b>6PK1200K2</b> <b>CT1035</b> <b>CT1035K1</b> <b>CT1035K2</b> <b>CT1035WP1</b> <b>CT1035WP2</b> <b>CT1035WP3</b> <b>AP9025</b> <b>VD1113</b>	ALT, (-AC), ↔09/2005 ALT, (AC), ↔09/2005 ALT, (AC), ↔01/2005 ALT, (AC), ↔01/2005 ALT, (-AC), 12/2007↔, MTR-CODE: K9K 700, (Kangoo Rapid) ALT, (-AC), 12/2007↔, MTR-CODE: K9K 704, (Kangoo Express) ALT, (-AC), MTR-CODE: K9K 700, 12/2007↔, (Kangoo Rapid) ALT, (-AC), MTR-CODE: K9K 704, 12/2007↔, (Kangoo Express) ALT, (-AC), 09/2005↔, ↔12/2007 ALT, (AC), 02/2005↔ ALT, (AC), 01/2005↔ ALT, (-AC), 09/2005↔, ↔12/2007 CA CA, ↔08/2003 CA, 09/2003↔ CA, ↔08/2003 CA, 09/2003↔, ↔03/2004 CA, 04/2004↔	
07/03-	K9K 704	42	1461	<b>5PK1135</b> <b>5PK1135K1</b> <b>5PK1200</b> <b>5PK1200K1</b> <b>6PK1130</b> <b>6PK1200</b> <b>6PK1200</b> <b>6PK1200</b> <b>6PK1200K1</b> <b>6PK1200K1</b> <b>6PK1200K1</b> <b>6PK1200K2</b> <b>CT1035</b> <b>CT1035K2</b> <b>CT1035WP2</b> <b>CT1035WP3</b> <b>AP9025</b> <b>VD1113</b>	ALT, (-AC), ↔09/2005 ALT, (AC), ↔09/2005 ALT, (AC), ↔01/2005 ALT, (AC), ↔01/2005 ALT, (-PS), (-AC), 12/2007↔ ALT, (AC), 01/2005↔ ALT, (-PS), (-AC), 09/2005↔, ↔12/2007 ALT, (PS), (-AC) ALT, (PS), (-AC), 09/2005↔ ALT, (-PS), (-AC), 09/2005↔, ↔12/2007 ALT, (AC), 01/2005↔ ALT, (-PS), (-AC), 09/2005↔, ↔12/2007 CA CA CA, ↔03/2004 CA, 04/2004↔	
1.6	09/99-06/01	K7M 746	66	1598	<b>5PK1110</b> <b>6PK1750</b> <b>6PK1750K2</b> <b>CT988</b> <b>CT988K2</b>	ALT, (-AC) ALT, (AC) ALT, (AC) CA CA
1.6 16V	10/01-	K4M 752	70	1598	<b>5PK1110</b> <b>5PK1110K1</b> <b>5PK1750</b>	ALT, (AC) ALT, (-AC) ALT, (AC), ONLY WITH 82 00 603 359, 82 00 104 754





ContiTech



**RENAULT**

**KANGOO (FC0/1\_, KC0/1\_)**



					<b>6PK1750K1</b> <b>CT1179</b> <b>CT1179K1</b> <b>CT1179K3</b> <b>CT1179WP1</b> <b>CT1179WP3</b> <b>AP9025</b>	ALT, (AC) CA CA CA CA CA
1.6 16V, 1.6 16V 4x4	06/01-	K4M 752, K4M 750, K4M 753	70	1598	<b>5PK1110</b> <b>5PK1110K1</b> <b>5PK1750</b> <b>5PK1750</b> <b>5PK1750</b>  <b>5PK1750K1</b> <b>5PK1750K1</b>  <b>6PK1750</b>  <b>6PK1750K2</b>  <b>CT1179</b> <b>CT1179K1</b> <b>CT1179K3</b> <b>CT1179WP1</b> <b>CT1179WP3</b> <b>AP9025</b>	ALT, (AC) ALT, (AC) ALT, (AC), MTR-CODE: K4M 753 ONLY WITH 82 00 603 359, 82 00 104 754 ALT, (AC), MTR-CODE: K4M 750, K4M 752, 09/2001 ⇨ ALT, (AC), MTR-CODE: K4M 753 ALT, (AC), MTR-CODE: K4M 750, K4M 752, 09/2001 ⇨ ALT, (AC), MTR-CODE: K4M 750, K4M 752, ⇨09/2001 ALT, (AC), MTR-CODE: K4M 750, K4M 752, ⇨09/2001 CA CA CA CA CA CA
1.9 dCi 4x4	07/03-	F9Q 790	62	1870	<b>6PK1125</b> <b>6PK1217</b> <b>CT940</b> <b>CT940K3</b> <b>AP9052</b> <b>VD1063</b> <b>MS04</b>	ALT, (AC) ALT, (AC) CA, MTR-CODE: F9Q 790 CA, MTR-CODE: F9Q 790  FOR ART-NO: VD1063
1.9 dTi	02/00-	F9Q 780	59	1870	<b>6PK1125</b> <b>6PK1210</b> <b>CT1026</b> <b>CT1026K1</b> <b>CT1026K2</b> <b>AP9052</b> <b>VD1063</b> <b>MS04</b>	ALT, PS, (AC) ALT, AC CA CA, MTR-CODE: F9Q 780, F9Q 782 CA, MTR-CODE: F9Q 780, F9Q 782  FOR ART-NO: VD1063
D 55 1.9	08/97-	F8Q 662	40	1870	<b>6PK1190</b> <b>6PK1400</b> <b>6PK894</b> <b>CT949</b> <b>CT949K1</b> <b>CT949K2</b> <b>VD1081</b> <b>MS04</b>	ALT, WP, AC ALT, WP, PS ALT CA CA CA  FOR ART-NO: VD1081
D 65 1.9	08/97-	F8Q 630, F8Q 632	47	1870	<b>6PK1190</b> <b>6PK1400</b> <b>6PK894</b> <b>CT949</b> <b>CT949K1</b> <b>CT949K2</b> <b>VD1081</b> <b>MS04</b>	ALT, WP, AC ALT, WP, PS ALT CA CA CA  FOR ART-NO: VD1081
<b>KANGOO (FW0/1_, KW0/1_)</b>						
1.2 TCe 115	07/13-	H5F 400	84	1197	<b>7PK1605</b>	ALT, ⇨01/2014
1.5 dCi	02/08-	K9K 800	50	1461	<b>6PK1130</b> <b>6PK1130K1</b>	ALT, (AC) ALT, (AC), MTR-CODE: K9K 800





ContiTech



# RENAULT

KANGOO (FW0/1\_, KW0/1\_) ↕

				<b>6PK1200</b> <b>6PK1200K1</b> <b>CT1035</b> <b>CT1035K2</b> <b>AP9066</b> <b>VD1113</b>	ALT, (AC) ALT, (AC) CA CA	
	K9K 804, K9K 806	76	1461	<b>6PK1200</b> <b>6PK1200K1</b> <b>6PK1200K2</b> <b>CT1035</b> <b>CT1035K2</b> <b>CT1035WP3</b> <b>AP9066</b>	ALT ALT, (AC) ALT, (AC) CA CA CA	
11/12-	K9K 802, K9K 608	55	1461	<b>6PK1130</b> <b>6PK1130K1</b> <b>6PK1200</b> <b>6PK1200K1</b> <b>CT1035</b> <b>CT1035K2</b> <b>CT1035WP4</b> <b>CT1184</b> <b>CT1184K1</b> <b>AP9066</b> <b>VD1113</b>	ALT, (-AC) ALT, (AC), MTR-CODE: K9K 808, 802 ALT, (AC) ALT, (AC) CA, MTR-CODE: K9K802/K9K808 CA, MTR-CODE: K9K802/K9K808 CA CA, MTR-CODE: K9K 608 CA, MTR-CODE: K9K 608	
06/09-	K9K 808	66	1461	<b>6PK1130</b> <b>6PK1130K1</b> <b>6PK1200</b> <b>6PK1200K1</b> <b>CT1035</b> <b>CT1035K2</b> <b>CT1035WP4</b> <b>CT1184</b> <b>CT1184K1</b> <b>AP9066</b> <b>VD1113</b>	ALT, (-AC) ALT, (AC), MTR-CODE: K9K 808 ALT, (AC) ALT, (AC) CA, MTR-CODE: K9K 808 CA, MTR-CODE: K9K808 CA, MTR-CODE: K9K 808 CA, MTR-CODE: K9K 608 CA, MTR-CODE: K9K 608	
	K9K 804	80	1461	<b>6PK1130</b> <b>6PK1130K1</b> <b>6PK1200</b> <b>6PK1200K1</b> <b>CT1035</b> <b>CT1035K2</b> <b>CT1035WP4</b> <b>AP9066</b> <b>VD1113</b>	ALT, (-AC) ALT, (AC), MTR-CODE: K9K 836 ALT, (AC) ALT, (AC) CA CA CA	
1.5 dCi 110	03/13-	K9K 636	81	1461	<b>6PK1195</b> <b>CT1184</b> <b>CT1184K1</b> <b>AP9025</b>	ALT, (AC) CA CA
	09/10-	K9K 804	80	1461	<b>6PK1130</b> <b>6PK1130K1</b> <b>6PK1200</b> <b>6PK1200K1</b> <b>6PK1200K2</b> <b>CT1035</b> <b>CT1035K2</b> <b>CT1035WP3</b> <b>AP9066</b> <b>VD1113</b>	ALT, (PS), (-AC), MTR-CODE: K9K 816 ALT, (PS), (-AC), MTR-CODE: K9K 816 ALT ALT, (AC) ALT, (-AC) CA CA CA CA
1.5 dCi 75	09/10-	K9K 808	55	1461	<b>6PK1130</b> <b>6PK1130K1</b> <b>6PK1130K1</b>	ALT, (-AC) ALT, (-AC), (Kangoo Rapid) ALT, (-AC), (Kangoo Express)





**RENAULT**

KANGOO (FW0/1\_, KW0/1\_) ↩↪

					6PK1200 6PK1200K1 CT1035 CT1035K2 AP9066 VD1113	ALT, (AC) ALT, (AC) CA, MTR-CODE: K9K 802, K9K 808 CA, MTR-CODE: K9K 802, K9K 808
		K9K 802	55	1461	6PK1130 6PK1200 6PK1200K1 CT1035 CT1035K2 AP9066 VD1113	ALT, (AC) ALT, (AC) ALT, (AC) CA CA
1.5 dCi 85	02/08-	K9K 802, K9K 800	63	1461	6PK1130 6PK1130K1 6PK1200 6PK1200K1 CT1035 CT1035K2 AP9066 VD1113	ALT, (AC) ALT, (AC) ALT, (AC) ALT, (AC) CA CA
1.5 dCi 90	06/09-	K9K 808	66	1461	6PK1130 6PK1130K1 6PK1130K1 6PK1200 6PK1200K1 CT1035 CT1035K2 CT1035WP4 AP9066 VD1113	ALT, (AC) ALT, (AC), MTR-CODE: K9K 808, (Kangoo Express) ALT, (AC), MTR-CODE: K9K 808, (Kangoo Rapid) ALT, (AC) ALT, (AC) CA CA CA
1.5 dCi, 1.5 dCi 110	02/09-	K9K 804, K9K 806	76-80	1461	6PK1200 6PK1200K1 6PK1200K2 CT1035 CT1035K2 CT1035WP3 AP9066 VD1113	ALT ALT, (AC) ALT, (AC) CA CA CA
1.6	02/08-	K7M 750	64	1598	4PK725 4PK916 ELAST 4PK916 ELAST T1 CT988 CT988K2 CT988K3	ALT AC AC CA CA, ⇨ 11/2009 CA, 11/2009 ⇨
	02/09-	K4M 830	78	1598	6PK1200 6PK1200K1 CT1179 CT1179K1 CT1179K3 CT1179WP1 CT1179WP3 AP9025 VD1113	ALT, MTR-CODE: K4M 830 ALT, MTR-CODE: K4M 830 CA CA CA CA CA
1.6 16V	02/08-	K4M 830, K4M 831	78	1598	6PK1200 6PK1200K1 CT1179 CT1179K1 CT1179K3 CT1179WP1 CT1179WP3	ALT ALT CA CA CA CA CA 11/2010 ⇨





ContiTech



**RENAULT**

**KANGOO (FW0/1\_, KW0/1\_) ↕**

					<b>AP9025</b> <b>VD1113</b>	
	K4M 830	78	1598		<b>6PK1130</b> <b>6PK1130K1</b> <b>6PK1200</b> <b>6PK1200K1</b> <b>CT1179</b> <b>CT1179K1</b> <b>CT1179K3</b> <b>CT1179WP1</b> <b>CT1179WP3</b> <b>AP9025</b> <b>VD1113</b>	ALT, (AC), MTR-CODE: K4M 831, 04/2009↔, (Kangoo Express) ALT, (AC), MTR-CODE: K4M 831, 04/2009↔, (Kangoo Express) ALT ALT CA CA CA CA CA

**KOLEOS (HY\_)**

2.0 dCi, 2.0 dCi 4x4	09/08-	M9R 830, M9R 832, M9R 855, M9R 856, M9R 865, M9R 866, M9R 862	110-127	1995	<b>7PK1705</b>	ALT
----------------------	--------	---	---------	------	----------------	-----

**LAGUNA Coupe (DT0/1)**

1.5 dCi	03/12-	K9K 846	81	1461	<b>6PK1200</b> <b>CT1035</b> <b>CT1035K2</b> <b>CT1035WP4</b> <b>AP9025</b> <b>AP9066</b> <b>VD1113</b>	ALT CA CA CA
2.0 dCi	09/08-	M9R 802, M9R 805, M9R 814	110	1995	<b>7PK1705</b> <b>7PK1970</b> <b>7PK1970K1</b>	ALT, MTR-CODE: M9R 814 ALT, MTR-CODE: M9R 802, M9R 805 ALT, (CRSHFT PULLEY), MTR-CODE: M9R 802, 805

**LAGUNA I (B56\_, 556\_, K56\_) ↕**

1.6 16V	11/97-03/01	K4M 720, K4M 724	79	1598	<b>5PK1110</b> <b>5PK1110K1</b> <b>6PK1750</b> <b>6PK1750K2</b> <b>CT1179</b> <b>CT1179K1</b> <b>CT1179K3</b> <b>CT1179WP1</b> <b>CT1179WP3</b> <b>AP9025</b>	ALT, (-AC) ALT, (-AC) ALT, AC, ONLY WITH 82 00 603 359, 82 00 104 754 ALT, (AC) CA CA CA CA CA
1.8	06/95-02/01	F3P 674	69	1783	<b>6PK1125</b> <b>6PK1660</b> <b>CT684</b> <b>CT684K1</b>	ALT, (AC) ALT, (AC) CA CA
	11/93-03/01	F3P 720, F3P 724, F3P 676	66-70	1794	<b>6PK1125</b> <b>6PK1125</b> <b>6PK1125K1</b> <b>6PK1125K1</b> <b>6PK1420</b> <b>6PK1420</b> <b>6PK1653</b> <b>6PK1660</b> <b>6PK1660K3</b>	ALT, PS, (-AC), MTR-CODE: F3P 670, F3P 674, F3P 676 ALT, PS, (-AC), MTR-CODE: F3P 724, F3P 678, 11/1995↔ ALT, (-AC), 11/1995↔, MTR-CODE: F3P 724, F3P 678 ALT, (-AC), MTR-CODE: F3P 670, F3P 674, F3P 676 ALT, PS, (-AC), MTR-CODE: F3P 720 ALT, PS, (-AC), MTR-CODE: F3P 724, F3P 678, ↔10/1995 ALT, AC ALT, PS, AC ALT, PS, AC





ContiTech



**RENAULT**

LAGUNA I (B56, 556, K56)



					<b>CT684</b> <b>CT684K1</b>	CA CA
	08/95-03/01	F3P 670, F3P 678	66	1783	<b>6PK1125</b> <b>6PK1420</b> <b>6PK1660</b> <b>6PK1660K3</b> <b>CT684</b> <b>CT684K1</b>	ALT, PS, (-AC), (MANL-TP) ALT, PS, (-AC), (AUTOM-TP) ALT, PS, AC ALT, PS, AC CA CA
1.8 16V	04/98-03/01	F4P 760	88	1783	<b>5PK1125</b> <b>5PK1750</b> <b>5PK1750K1</b> <b>CT977</b> <b>CT977K1</b> <b>CT977K2</b> <b>CT977K3</b>	ALT, (AC) ALT, (AC) ALT, (AC) CA CA, OE-NO 77 01 474 022 CA, OE-NO 77 01 477 184 CA
1.9 dCi	09/99-03/01	F9Q 718	79	1870	<b>6PK1795</b> <b>6PK1795K2</b> <b>CT1025</b> <b>CT1025K1</b> <b>CT1025WP2</b> <b>AP9039</b> <b>VD1101</b> <b>VD1118</b>	ALT, (AC) ALT, (AC) CA CA CA (AC) (-AC)
1.9 dTi	10/97-03/01	F9Q 710, F9Q 716, F9Q 717	72	1870	<b>6PK1138</b> <b>6PK1642</b> <b>6PK1642K1</b> <b>CT1026</b> <b>CT1026</b> <b>CT1026K1</b> <b>CT1026K1</b> <b>CT1026K2</b> <b>CT940</b> <b>CT940</b> <b>CT940K1</b> <b>CT940K2</b> <b>CT940K2</b> <b>AP9052</b> <b>VD1063</b> <b>MS04</b>	ALT, PS, (-AC) ALT, PS, AC ALT, PS, AC CA, MTR-CODE: F9Q 710, 11/2000⇒ MTR-CODE: F9Q 717 CA, MTR-CODE: F9Q 710, 11/2000⇒ MTR-CODE: F9Q 717 CA, MTR-CODE: F9Q 710, 11/2000⇒ MTR-CODE: F9Q 716 CA, MTR-CODE: F9Q 710, ⇒10/2000 CA, MTR-CODE: F9Q 710, ⇒10/2000 CA, MTR-CODE: F9Q 710, ⇒10/2000 MTR-CODE: F9Q 716 FOR ART-NO: VD1063
2.0	06/95-02/01	N7Q 700, N7Q 704	103	1948	<b>6PK1240</b> <b>6PK1605</b>	ALT, (AC) ALT, (AC)
		F3R 768	84	1998	<b>6PK1125</b> <b>6PK1660</b> <b>6PK1660K3</b> <b>CT840</b> <b>CT840K1</b> <b>CT840K2</b>	ALT, (AC) ALT, (AC) ALT, (AC) CA CA CA
	11/93-03/01	F3R 722, F3R 723	83	1998	<b>6PK1125</b> <b>6PK1125</b> <b>6PK1420</b> <b>6PK1660</b> <b>6PK1660K3</b> <b>CT840</b> <b>CT840K1</b>	ALT, PS, (-AC), 11/1995⇒, MTR-CODE: F3R 722, F3R 723 ALT, PS, (-AC), MTR-CODE: F3R 611 ALT, PS, (-AC), ⇒10/1995, MTR-CODE: F3R 722, F3R 723 ALT, PS, AC ALT, PS, AC CA CA
2.2 D	11/93-03/01	G8T 706, G8T 752, G8T 790, G8T 794	61	2188	<b>6PK1015</b> <b>6PK1680</b> <b>6PK1950</b> <b>6PK1950K1</b> <b>CT853</b>	ALT, 11/1995⇒ ALT, ⇒10/1995 ALT, AC ALT, (AC), MTR-CODE: G8T 752, 794 CA, ⇒12/1995, MTR-CODE: G8T-706, G8T-790





ContiTech



**RENAULT**

**LAGUNA I (B56\_556\_K56\_)**



2.2 dT

03/96-03/01

G8T 760

83

2188

- CT853K1** CA, MTR-CODE: 706,790
- CT857** VACP
- CT921** CA, 01/1996⇨
- CT921K1** CA, MTR-CODE: 752,794
- CT921WP1** CA, MTR-CODE: 752,794
- CT980** VACP, (AC)

- 6PK1015** ALT
- 6PK1950** ALT, AC
- 6PK1950K1** ALT, (AC)
- CT921** CA
- CT921K1** CA
- CT921WP1** CA

**LAGUNA II (BG0/1\_KG0/1\_)**

1.6 16V

03/01-

K4M 710, K4M 714

79

1598

- 5PK1110** ALT, (AC)
- 5PK1110K1** ALT, (AC)
- 5PK1750** ALT, (AC), 09/2001⇨, ONLY WITH 82 00 603 359, 82 00 104 754
- 5PK1750K1** ALT, (AC), 09/2001⇨
- 6PK1750** ALT, (AC), ⇨09/2001
- 6PK1750K2** ALT, (AC), ⇨09/2001
- CT1179** CA
- CT1179K1** CA
- CT1179K3** CA
- CT1179WP1** CA
- CT1179WP3** CA
- AP9025**

02/05-

K4M 716

82

1598

- 5PK1135** ALT, (AC)
- 5PK1200** ALT, AC
- CT1179** CA
- CT1179K2** CA
- CT1179K4** CA
- CT1179WP2** CA
- CT1179WP4** CA
- AP9066**

1.8 16V

03/01-

F4P 770, F4P 772, F4P 774

89

1783

- 6PK1795** ALT, (AC)
- CT1130** CA
- CT1130K2** CA, MTR-CODE: F4P770, F4P774, 05/2001⇨
- CT1130K3** CA, MTR-CODE: F4P770, F4P774, 05/2001⇨
- CT1130WP1** CA, MTR-CODE: F4P770, F4P774, 05/2001⇨
- CT1130WP2** CA, MTR-CODE: F4P770, F4P774, 05/2001⇨
- AP9052**

F4P 770, F4P 773

88

1783

- 6PK1795** ALT, PS, AC
- CT1130** CA
- CT1130K2** CA, 04/2001⇨
- CT1130K3** CA, 04/2001⇨
- CT1130WP1** CA, 04/2001⇨, MTR-CODE: F4P 770
- CT1130WP2** CA, 04/2001⇨, MTR-CODE: F4P 770
- AP9052**

F4P 770, F4P 773, F4P 771, F4P 774, F4P 775

85

1783

- 6PK1795** ALT, PS, AC
- 6PK1795K1** ALT, PS, AC
- CT1130** CA
- CT1130K2** CA
- CT1130K3** CA
- CT1130WP1** CA, MTR-CODE: F4P 770, 771
- CT1130WP2** CA, MTR-CODE: F4P 770, 771
- AP9052**

F4P 770, F4P 774

86

1783

- 6PK1795** ALT, MTR-CODE: F4P774, F4P775
- 6PK1795K1** ALT, MTR-CODE: F4P774, F4P775
- 6PK1800** ALT, MTR-CODE: F4P770, F4P771, F4P772
- CT1130** CA, MTR-CODE: F4P770, F4P771, F4P772, F4P774, F4P775







**RENAULT**

LAGUNA II (BG0/1\_, KG0/1\_)

					<b>CT1130K2</b> <b>CT1130K3</b> <b>AP9052</b>	CA, MTR-CODE: F4P770, F4P771, F4P772, F4P774, F4P775 CA, MTR-CODE: F4P770, F4P771, F4P772, F4P774, F4P775
1.9 dCi	03/01-	F9Q 750, F9Q 650, F9Q 670, F9Q 674	88	1870	<b>5PK1125</b> <b>6PK1795</b> <b>6PK1795K1</b> <b>6PK1795K2</b> <b>7PK1795</b> <b>CT1025</b> <b>CT1025K1</b> <b>CT1025WP2</b> <b>CT1064</b> <b>CT1064K1</b> <b>CT1064WP2</b> <b>AP9039</b> <b>AP9043</b> <b>AP9047</b> <b>VD1101</b> <b>VD1104</b> <b>VD1118</b> <b>MS43</b>	ALT, (-AC), MTR-CODE: F9Q 750, ONLY WITH VD1118 ALT, (AC), MTR-CODE: F9Q 750 ALT, (AC), MTR-CODE: F9Q 750, 03/2002 → ALT, (AC), MTR-CODE: F9Q 750, →03/2002 ALT, (AC), MTR-CODE: F9Q 670, F9Q 674 CA, MTR-CODE: F9Q 670, F9Q 750 CA, MTR-CODE: F9Q 670, F9Q 750 CA, MTR-CODE: F9Q 674 CA, MTR-CODE: F9Q 674 CA, MTR-CODE: F9Q 674 MTR-CODE: F9Q 750, (AC) MTR-CODE: F9Q 674, ONLY WITH MS43 MTR-CODE: F9Q 750, (-AC) MTR-CODE: F9Q 674, FOR ART-NO: VD1104
1.9 dCi	06/01-	F9Q 752	77	1870	<b>5PK1125</b> <b>5PK1125K1</b> <b>6PK1795</b> <b>6PK1795K1</b> <b>6PK1795K2</b> <b>CT1025</b> <b>CT1025K1</b> <b>CT1025WP2</b> <b>AP9039</b> <b>AP9043</b> <b>VD1101</b> <b>VD1118</b>	ALT, (AC) ALT, (AC) ALT, (AC) ALT, (AC), 03/2002 → ALT, (AC), →03/2002 CA CA CA, MTR-CODE: F9Q 752 (AC) (-AC)
1.9 dCi	10/01-	F9Q 752, F9Q 754	74	1870	<b>5PK1125</b> <b>6PK1795</b> <b>6PK1795K1</b> <b>CT1025</b> <b>CT1025K1</b> <b>CT1025WP2</b> <b>AP9039</b> <b>AP9043</b> <b>VD1101</b> <b>VD1118</b>	ALT, (AC) ALT, (AC) ALT, WP, PS, AC CA CA CA
	01/05-	F9Q 758, F9Q 674	81	1870	<b>7PK1795</b> <b>CT1064</b> <b>CT1064K1</b> <b>AP9047</b> <b>VD1104</b> <b>MS43</b>	ALT CA CA (AUTOM), ONLY WITH MS43 (AUTOM), FOR ART-NO: VD1104
	05/05-	F9Q 758, F9Q 759	96	1870	<b>7PK1795</b> <b>CT1064</b> <b>CT1064K1</b> <b>CT1064WP2</b> <b>AP9047</b> <b>VD1104</b> <b>MS43</b>	ALT CA CA CA ONLY WITH MS43 FOR ART-NO: VD1104
	03/01-	F9Q 718, F9Q	79	1870	<b>6PK1795</b>	ALT



ContiTech



**RENAULT**

**LAGUNA II (BG0/1\_, KG0/1\_)**

		754			<b>6PK1795K1</b> <b>6PK1795K2</b> <b>CT1025</b> <b>CT1025K1</b> <b>CT1025WP2</b> <b>AP9039</b> <b>AP9043</b>	ALT, 03/2002⇔ ALT, ⇔03/2002 CA CA CA CA
2.0 16V	08/02-	F4R 712, F4R 713, F4R 714, F4R 715	99	1998	<b>6PK1795</b> <b>6PK1795K1</b> <b>CT1130</b> <b>CT1130K2</b> <b>CT1130K3</b> <b>CT1130WP1</b> <b>CT1130WP2</b>	ALT, (AC) ALT, (AC) CA CA CA CA, MTR-CODE: F4R 712, 713 CA, MTR-CODE: F4R 712, 713
		F4R 714	98	1998	<b>7PK1795</b> <b>CT1130</b> <b>CT1130K2</b> <b>CT1130K3</b> <b>CT1130WP1</b> <b>CT1130WP2</b>	ALT CA CA CA CA CA
2.0 dCi	08/05-	M9R 740	110	1995	<b>7PK1970</b> <b>7PK1970K1</b>	ALT ALT, (CRSHFT PULLEY)
2.2 dCi	10/01-	G9T 702, G9T 700	110	2188	<b>6PK1780</b> <b>6PK1780K1</b> <b>CT1046</b> <b>CT1046K1</b> <b>VD1109</b>	ALT ALT, 08/2002⇔ CA CA

**LAGUNA III (BT0/1, KT0/1)**

1.5 dCi	10/07-	K9K 780	81	1461	<b>6PK1200</b> <b>6PK1200K1</b> <b>CT1035</b> <b>CT1035K2</b> <b>CT1035WP3</b> <b>VD1113</b>	ALT ALT CA CA CA 11/2010⇔
2.0 16V	10/07-	M4R 704	103	1998	<b>6PK1217</b> <b>AP9039</b>	ALT
2.0 dCi	10/07-	M9R 802, M9R 742, M9R 744	96	1995	<b>7PK1705</b> <b>7PK1970</b> <b>7PK1970K1</b>	ALT, MTR-CODE: M9R 742, M9R 744 ALT, MTR-CODE: M9R 802 ALT, (CRSHFT PULLEY), MTR-CODE: M9R 802
		M9R 802, M9R 805, M9R 814	110	1995	<b>7PK1705</b> <b>7PK1970</b> <b>7PK1970K1</b>	ALT, MTR-CODE: M9R 814 ALT, MTR-CODE: M9R 802, M9R 805 ALT, (CRSHFT PULLEY), MTR-CODE: M9R 802, 805
	01/08-	M9R 800, M9R 809, M9R 815	127	1995	<b>7PK1970</b> <b>7PK1970K1</b>	ALT ALT, (CRSHFT PULLEY), MTR-CODE: M9R 800

**LATITUDE (L70\_)**

1.5 dCi	07/10-	K9K 782	81	1461	<b>6PK1200</b> <b>6PK1200K1</b> <b>CT1035</b> <b>CT1035K2</b> <b>CT1035WP4</b> <b>VD1113</b>	ALT ALT CA CA CA
---------	--------	---------	----	------	---	------------------------------

**LOGAN I (LS\_)**

1.4	09/04-	K7J 710	55	1390	<b>4PK715</b> <b>4PK916 ELAST</b> <b>4PK916 ELAST T1</b> <b>5PK1110</b> <b>5PK1110K1</b> <b>5PK1750</b> <b>5PK1750K1</b> <b>CT988</b> <b>CT988K2</b>	ALT, (PS) AC, (PS) AC ALT, (PS), (-AC) ALT, (PS), (-AC), ⇔09/2009 ALT, (PS), (AC), ⇔09/2009 ALT, (PS), (AC), ⇔09/2009 CA CA, 09/2004⇔, ⇔11/2009
-----	--------	---------	----	------	--	---





**RENAULT**

**LOGAN I (LS\_)**

					<b>CT988WP2</b> <b>AP9025</b>	CA, 09/2004⇨, ⇨11/2009
1.6	09/04-	K7M 710	64	1598	<b>4PK715</b> <b>4PK916 ELAST</b> <b>4PK916 ELAST T1</b> <b>5PK1110</b> <b>5PK1110K1</b> <b>5PK1750</b> <b>5PK1750K1</b> <b>CT988</b> <b>CT988K2</b> <b>CT988K3</b> <b>AP9025</b>	ALT, (-PS) AC, (-PS) AC ALT, (PS), (-AC) ALT, (PS), (-AC), ⇨09/2009 ALT, (PS), (AC), ⇨09/2009 ALT, (PS), (AC), ⇨09/2009 CA CA, 09/2004⇨, ⇨11/2009 CA, 11/2009⇨
	04/07-	K4M 690	77	1598	<b>6PK1130</b> <b>6PK1130K1</b> <b>6PK1200</b> <b>6PK1200</b> <b>6PK1200K1</b> <b>6PK1200K1</b> <b>6PK1200K2</b> <b>6PK1820</b> <b>CT1179</b> <b>CT1179K1</b> <b>CT1179K3</b> <b>CT1179WP1</b> <b>CT1179WP3</b> <b>AP9025</b> <b>AP9066</b> <b>VD1113</b>	ALT, (-AC), (-PS), 12/2007⇨, MTR-CODE: K4M 690, 698 ALT, (-AC), (-PS), 12/2007⇨, MTR-CODE: K4M 690, 698 ALT, (AC), (-PS) ALT, (AC) ALT, (PS), (-AC) ALT, (-PS), (AC) ALT, (-PS), (-AC), ⇨12/2007 ALT, (PS), (AC), ⇨10/2009 CA CA CA CA CA CA CA

**LOGAN II Estate**

1.5 dCi	12/13-	K9K 838	62	1461	<b>AP9066</b>	
---------	--------	---------	----	------	---------------	--

**MASTER II (FD, JD, ED/HD/UD)**

1.9 dCi 80	11/01-	F9Q 772, F9Q 774	60	1870	<b>5PK1125</b> <b>5PK1125K1</b> <b>6PK1795</b> <b>6PK1795K1</b> <b>6PK1795K2</b> <b>CT1025</b> <b>CT1025K1</b> <b>CT1025WP2</b> <b>AP9039</b> <b>AP9043</b> <b>VD1101</b> <b>VD1118</b>	ALT, (-AC) ALT, (-AC) ALT, (AC) ALT, (AC), 03/2002⇨ ALT, (AC), ⇨03/2002 CA CA CA, MTR-CODE: F9Q 752    (AC) (-AC)
2.2 dCi 90	09/00-	G9T 720, G9T 722, G9T 750	66	2188	<b>6PK1145</b> <b>6PK1145</b> <b>6PK1795</b> <b>6PK1795</b> <b>6PK1795</b> <b>6PK1795</b> <b>6PK1795</b> <b>6PK1795</b> <b>6PK1836</b> <b>6PK1836</b>	ALT, (-AC), (-POWER TAKE OFF), MTR-CODE: G9T720, ⇨08/2003 ALT, (-AC), (-POWER TAKE OFF), MTR-CODE: G9T722, 09/2003⇨, ⇨08/2006 ALT, (AC), OE-NO 7700109477, MTR-CODE: G9T722, 09/2003⇨, ⇨08/2006 ALT, (-AC), (POWER TAKE OFF), OE-NO 7700109477, 09/2003⇨, ⇨08/2006, MTR-CODE: G9T722 ALT, (AC), OE-NO 77 00 109 477, ⇨08/2003, MTR-CODE: G9T720 ALT, (-AC), (POWER TAKE OFF), OE-NO 77 00 109 477, ⇨08/2003, MTR-CODE: G9T720 ALT, (AC), OE-NO 82 00 466 868, ⇨08/2003, MTR-CODE: G9T720 ALT, (-AC), (POWER TAKE OFF), OE-NO 8200466868,



ContiTech



**RENAULT**

MASTER II (FD, JD, ED/HD/UD)



					<b>6PK1836</b> <b>6PK1836</b> <b>7PK1104</b> <b>7PK1145</b> <b>7PK1795</b> <b>7PK1795K1</b> <b>CT1046</b> <b>CT1046K1</b> <b>AP9039</b> <b>AP9047</b> <b>VD1109</b>	09/2003⇨, ⇨08/2006, MTR-CODE: G9T722, G9T750 ALT, (AC), OE-NO 8200466868, 09/2003⇨, ⇨08/2006, MTR-CODE: G9T722 ALT, (-AC), (POWER TAKE OFF), OE-NO 82 00 466 868, MTR-CODE: G9T720, ⇨08/2003 ALT, (-AC), (-POWER TAKE OFF), 11/2004⇨, MTR-CODE: G9T750 ALT, (-AC), (-POWER TAKE OFF), 09/2003⇨, MTR-CODE: G9T750 ALT, (AC), (-POWER TAKE OFF), OE-NO 8200833558, 09/2003⇨, MTR-CODE: G9T750 ALT, (AC), (-POWER TAKE OFF), OE-NO 8200833558, MTR-CODE: G9T750, 09/2003⇨ CA CA MTR-CODE: G9T 720, G9T 722
2.5 D	07/98-01/01	S8U 770	59	2499	<b>5PK1200</b> <b>6PK858</b> <b>CT1038</b> <b>CT1038K1</b> <b>CT1038K2</b>	ALT, AC ALT CA CA CA
2.5 dCi	08/06-	G9U 632	107	2464	<b>7PK1113</b> <b>7PK1795</b> <b>7PK1795</b> <b>7PK1795K1</b> <b>7PK1795K1</b> <b>7PK1834</b> <b>CT1046</b> <b>CT1046K1</b> <b>AP9047</b> <b>VD1114</b>	ALT, (AC), (-POWER TAKE OFF) ALT, (AC), (POWER TAKE OFF), OE-NO 8200833558 ALT, (AC) ALT, (AC) ALT, (AC), (POWER TAKE OFF), OE-NO 8200833558 ALT, (-AC), (POWER TAKE OFF), OE-NO 8200778717 CA CA (-AC)
		G9U 754	74	2464	<b>6PK1795</b> <b>6PK1836</b> <b>7PK1113</b> <b>7PK1795</b> <b>7PK1795K1</b> <b>CT1046</b> <b>CT1046K1</b> <b>AP9039</b> <b>AP9047</b> <b>VD1114</b>	ALT, (-AC), (POWER TAKE OFF) ALT, (-AC), (POWER TAKE OFF) ALT, (-AC), (-POWER TAKE OFF) ALT, (AC) ALT, (AC) CA, MTR-CODE: G9U 754 CA, MTR-CODE: G9U 754 (-AC)
		G9U 650	88	2464	<b>7PK1113</b> <b>7PK1795</b> <b>7PK1795</b> <b>7PK1795K1</b> <b>7PK1795K1</b> <b>7PK1834</b> <b>CT1046</b> <b>CT1046K1</b> <b>AP9039</b> <b>AP9047</b> <b>VD1114</b>	ALT, (-AC), (-POWER TAKE OFF) ALT, (AC) ALT, (AC), (POWER TAKE OFF), OE-NO 8200833558 ALT, (AC) ALT, (AC), (POWER TAKE OFF), OE-NO 8200833558 ALT, (-AC), (POWER TAKE OFF), OE-NO 8200778717 CA CA (-AC)
01/04-	G9U 750	84	2464	<b>6PK1836</b> <b>7PK1104</b>  <b>7PK1145</b>  <b>7PK1795</b>	ALT, (-AC), MTR-CODE: G9U 750 ALT, (-AC), (-POWER TAKE OFF), 11/2004⇨, MTR-CODE: G9U 750  ALT, (-AC), (-POWER TAKE OFF), ⇨11/2004, MTR-CODE: G9U 750 ALT, (AC), MTR-CODE: G9U 750	





**RENAULT**

**MASTER II (FD, JD, ED/HD/UD)**

					<b>7PK1795K1</b> <b>CT1046</b> <b>CT1046K1</b> <b>AP9039</b> <b>AP9047</b> <b>VD1114</b>	ALT, (AC), MTR-CODE: G9U 750 CA CA (-AC), MTR-CODE: G9U 750
2.5 dCi 100	10/03-	G9U 754	73	2463	<b>6PK1795</b> <b>6PK1836</b> <b>7PK1145</b> <b>7PK1795</b> <b>7PK1795K1</b> <b>CT1046</b> <b>CT1046K1</b> <b>AP9039</b> <b>AP9047</b> <b>VD1114</b>	ALT, (-AC), (POWER TAKE OFF) ALT, (-AC), (POWER TAKE OFF) ALT, (-AC), (-POWER TAKE OFF) ALT, (AC) ALT, (AC) CA, MTR-CODE: G9U 754 CA, MTR-CODE: G9U 754 (-AC)
2.5 dCi 120	10/01-	G9U 720, G9U 754, G9U 750, G9U 724	84	2463	<b>6PK1145</b> <b>6PK1795</b> <b>6PK1795</b> <b>6PK1795</b> <b>6PK1836</b> <b>7PK1104</b> <b>7PK1145</b> <b>7PK1795</b> <b>7PK1795K1</b> <b>CT1046</b> <b>CT1046K1</b> <b>AP9039</b> <b>VD1114</b>	ALT, (-AC), (-POWER TAKE OFF), MTR-CODE: G9U720, 08/2006⇨ ALT, (AC), (-POWER TAKE OFF), MTR-CODE: G9U720 ALT, (-AC), (POWER TAKE OFF), MTR-CODE: G9U720 ALT, (-AC), (POWER TAKE OFF), 08/2006⇨, MTR-CODE: G9U754 ALT, (-AC), (POWER TAKE OFF), OE-NO 82 00 466 868, ⇨08/2003, MTR-CODE: G9U754 ALT, (-AC), (-POWER TAKE OFF), 11/2004⇨, MTR-CODE: G9U754 ALT, (-AC), (-POWER TAKE OFF), ⇨11/2004, MTR-CODE: G9U754 ALT, (AC), (-POWER TAKE OFF), 09/2003⇨, MTR-CODE: G9U754 ALT, MTR-CODE: G9U754, 09/2003⇨, (AC), (-POWER TAKE OFF) CA CA (-AC)
2.8 dTi	07/98-10/01	S9W 702	84	2799	<b>5PK1200</b> <b>6PK844</b> <b>6PK850</b> <b>CT1034</b> <b>CT1034K1</b>	ALT, (AC) ALT, (-AC), ⇨MODEL '00 ALT, (-AC), MODEL '01⇨ CA CA
3.0 dCi 140	10/03-	ZD3 200, ZD3 202	100	2953	<b>7PK1920</b> <b>AP9073</b>	ALT
<b>MASTER II Bus (JD)</b> 1.9 dTi	09/00-	F9Q 770	59	1870	<b>6PK1125</b> <b>6PK1795</b> <b>CT1025</b> <b>CT1025K1</b> <b>CT1025WP2</b> <b>CT1026</b> <b>CT1026K2</b> <b>VD1063</b> <b>MS04</b>	ALT, (AC) ALT, (AC) CA, MTR-CODE: F9Q 772, F9Q 774 CA, MTR-CODE: F9Q 772, F9Q 774 CA, MTR-CODE: F9Q 772, F9Q 774 CA, MTR-CODE: F9Q 770 CA, MTR-CODE: F9Q 770 FOR ART-NO: VD1063
<b>MASTER II Kasten (FD)</b> 1.9 dTi	09/00-	F9Q 770	59	1870	<b>6PK1795</b> <b>6PK1836</b> <b>7PK1145</b> <b>7PK1795</b> <b>7PK1795K1</b> <b>CT1046</b> <b>CT1046K1</b>	ALT, (AC), (POWER TAKE OFF) ALT, (AC), (POWER TAKE OFF) ALT, (-AC), (-POWER TAKE OFF) ALT, (AC) ALT, (AC) CA, MTR-CODE: G9U 754 CA, MTR-CODE: G9U 754



ContiTech



# RENAULT

## MASTER II Kasten (FD)

					<b>VD1114</b>	(-AC)
<b>MASTER III (JV, FV, EV, HV, UV)</b> 2.3 dCi	09/14-	M9T 870	81	2298	<b>7PK1970</b> <b>7PK1970K1</b>	ALT, (AC) ALT, (AC)
	07/14-	M9T 700, M9T 702	100-120	2298	<b>7PK1749</b>	ALT, (AC)
2.3 dCi [RWD]	02/10-	M9T 686, M9T 690, M9T 692, M9T 694, M9T 696, M9T 698, M9T 870, M9T 890, M9T 896	92-107	2298	<b>7PK1687</b>	ALT, (-AC), (-POWER TAKE OFF)
2.3 dCi 150	10/12-	M9T 880	110	2299	<b>7PK1970K1</b> <b>7PK1970K1</b>	ALT, (AC) ALT, (AC), (POWER TAKE OFF)
2.3 dCi FWD	02/10-	M9T 670, M9T 672, M9T 676, M9T 678, M9T 680, M9T 694, M9T 696, M9T 698, M9T 870, M9T 890, M9T 896	74-107	2298	<b>7PK1687</b> <b>7PK1970</b> <b>7PK1970</b> <b>7PK1970K1</b> <b>7PK1970K1</b>	ALT, (AC), (-POWER TAKE OFF) ALT, (AC) ALT, (-AC), (POWER TAKE OFF) ALT, (-AC), (POWER TAKE OFF) ALT, (AC)
	03/13-	M9T 880, M9T 898	110	2299	<b>7PK1970</b> <b>7PK1970</b> <b>7PK1970K1</b> <b>7PK1970K1</b>	ALT, (AC) ALT, (-AC) ALT, (AC) ALT, (AC)

## MEGANE CC (EZ0/1\_)

1.2 TCe	01/13-	H5F 404	97	1197	<b>7PK1605</b>	ALT, ⇨01/2014
1.4 TCe	06/10-	H4J 700	96	1397	<b>7PK1785</b>	ALT
1.5 dCi	06/10-	K9K 837	81	1461	<b>6PK1200</b> <b>6PK1200K1</b> <b>CT1035</b> <b>CT1035K2</b> <b>CT1035WP4</b> <b>AP9025</b>	ALT ALT CA CA CA
1.9 dCi	06/10-	F9Q 870	96	1870	<b>7PK1125</b> <b>7PK1125K1</b> <b>CT1150</b> <b>CT1150K1</b> <b>AP9047</b> <b>VD1104</b> <b>MS43</b>	ALT ALT CA CA ONLY WITH MS43 FOR ART-NO: VD1104

## MEGANE I (BA0/1\_, DA0/1\_, EA0/1\_, KA0/1\_, LA0/1\_)

1.4	09/96-08/03	E7J 764, E7J 626	55	1390	<b>3PK715</b> <b>3PK835</b> <b>4PK1260</b>  <b>4PK1272</b> <b>5PK1110</b> <b>5PK1110K1</b> <b>5PK1750</b> <b>5PK1750K1</b> <b>CT988</b> <b>CT988WP1</b> <b>AP9025</b>	ALT, MTR-CODE: E7J 764 PS, (-AC), MTR-CODE: E7J 764 PS, (AC), 06/1996⇨, ⇨06/1997, MTR-CODE: E7J 764  PS, (AC), 07/1997⇨, MTR-CODE: E7J 764 ALT, (-AC), MTR-CODE: E7J 626 ALT, (-AC), MTR-CODE: E7J 626 ALT, (AC), MTR-CODE: E7J 626 ALT, (AC), MTR-CODE: E7J 626 CA, MTR-CODE: E7J 626, E7J 764 CA, MTR-CODE: E7J 626, E7J 764
1.4 16V	03/99-08/03	K4J 750, K4J 714	70	1390	<b>5PK1110</b> <b>5PK1110K1</b> <b>5PK1750</b>  <b>5PK1750K1</b> <b>6PK1750</b>	ALT, (-AC) ALT, (-AC) ALT, (AC), 09/2001⇨, MTR-CODE: K4J, ONLY WITH 82 00 603 359, 82 00 104 754 ALT, (AC), 09/2001⇨, MTR-CODE: K4J ALT, (AC), ⇨09/2001





ContiTech



**RENAULT**

MEGANE I (BA0/1\_, DA0/1\_, EA0/1\_, KA0/1\_, LA0/1\_) ↩

					6PK1750K2 CT1179 CT1179K1 CT1179K3 CT1179WP1 CT1179WP3 AP9025	ALT, (AC), ⇨09/2001 CA CA CA CA CA
1.4 e	03/99-08/03	E7J 626	55	1390	5PK1110 5PK1110K1 6PK1750 6PK1750K2 CT988 CT988WP1 AP9025	PS, (-AC) PS, (-AC) PS, (AC) ALT, (AC) CA CA
	01/96-08/03	E7J 764, E7J 626	55	1390	3PK715 3PK835 4PK1260 4PK1272 5PK1110 5PK1110K1 5PK1260 5PK1750  5PK1750K1 CT988 CT988WP1 AP9025	ALT, ⇨02/1999 PS, (-AC) PS, (AC), 06/1996⇨, ⇨06/1997 PS, (AC), 07/1997⇨ ALT, (AC), 03/1999⇨ ALT, (AC), MTR-CODE: E7J 626, 03/1999⇨ PS, (AC), ⇨06/1996 ALT, (AC), 03/1999⇨, ONLY WITH 82 00 603 359, 82 00 104 754 ALT, (AC), 03/1999⇨ CA, MTR-CODE: E7J 626, E7J 764 CA, MTR-CODE: E7J 626, E7J 764
1.4 Eco	01/96-03/99	E7J 624	52	1390	3PK715 3PK835 4PK1260 4PK1272 5PK1260 CT709 CT709K1	ALT PS, (-AC) PS, (AC), 06/1996⇨, ⇨06/1997 PS, (AC), 07/1997⇨ PS, (AC), ⇨06/1996 CA CA
1.6 16V	03/99-08/03	K4M 700, K4M 701, K4M 708, K4M 704	79	1598	5PK1110 5PK1110K1 5PK1750  5PK1750K1  6PK1750 6PK1750K2 CT1179 CT1179K1 CT1179K3 CT1179WP1 CT1179WP3 AP9025	ALT, (-AC) ALT, (AC) ALT, (AC), 09/2001⇨, MTR-CODE: K4M 700, 701, 708, ONLY WITH 82 00 603 359, 82 00 104 754 ALT, (AC), 09/2001⇨, MTR-CODE: K4M 700, 701, 708 ALT, (AC), ⇨09/2001 ALT, (AC), ⇨09/2001 CA CA CA CA CA
1.6 e	01/96-03/99	K7M 702, K7M 703, K7M 790	66	1598	3PK715 3PK835 4PK1260  4PK1260 4PK1272  5PK1260  CT709 CT709K1 CT709WP1	ALT, MTR-CODE: K7M 702, K7M 703, K7M 790 PS, (-AC), MTR-CODE: K7M 702, K7M 703, K7M 790 PS, (AC), 06/1996⇨, ⇨06/1997, MTR-CODE: K7M 702, K7M 703 PS, (AC), 06/1996⇨, MTR-CODE: K7M 790 PS, (AC), 07/1997⇨, MTR-CODE: K7M 702, K7M 703 PS, (AC), ⇨06/1996, MTR-CODE: K7M 702, K7M 703, K7M 790 CA CA CA
	03/96-08/03	K7M 702, K7M	66	1598	3PK715	ALT, MTR-CODE: K7M 702, K7M 703

RENAULT



ContiTech



**RENAULT**

MEGANE I (BA0/1\_, DA0/1\_, EA0/1\_, KA0/1\_, LA0/1\_) ↵

		703			<b>3PK835</b> <b>4PK1260</b> <b>4PK1272</b> <b>5PK1260</b> <b>CT709</b> <b>CT709K1</b> <b>CT709WP1</b>	PS, (-AC), MTR-CODE: K7M 702, K7M 703 PS, (AC), 06/1996⇒, ⇒06/1997, MTR-CODE: K7M 702, K7M 703 PS, (AC), 07/1997⇒, MTR-CODE: K7M 702, K7M 703 PS, (AC), ⇒06/1996, MTR-CODE: K7M 702, K7M 703 CA CA CA
1.6 i	01/96-03/99	K7M 720	55	1598	<b>3PK715</b> <b>3PK835</b> <b>4PK1260</b>  <b>4PK1272</b> <b>5PK1260</b> <b>CT988</b> <b>CT988K2</b> <b>CT988WP2</b>	ALT, MTR-CODE: K7M 720 PS, (-AC), MTR-CODE: K7M 720 PS, (AC), 06/1996⇒, ⇒06/1997, MTR-CODE: K7M 720 PS, (AC), 07/1997⇒, MTR-CODE: K7M 720 PS, (AC), ⇒06/1996, MTR-CODE: K7M 720 CA CA CA
1.9 D	09/96-08/03	F8Q 620, F8Q 624	47	1870	<b>6PK1138</b> <b>6PK1138D2</b> <b>6PK1642</b> <b>6PK1642D2</b> <b>6PK1642K1</b> <b>CT935</b> <b>CT935K1</b> <b>CT935K2</b> <b>VD1081</b> <b>MS04</b>	ALT, (-AC) ALT, (-AC) ALT, (AC) ALT, (AC) ALT, (AC) CA CA, MTR-CODE: F8Q 624 CA, MTR-CODE: F8Q 624 FOR ART-NO: VD1081
1.9 D Eco	01/96-08/03	F8Q 620, F8Q 624	47	1870	<b>6PK1138</b> <b>6PK1138D2</b> <b>6PK1642</b> <b>6PK1642D2</b> <b>CT604</b> <b>CT604K1</b> <b>CT935</b> <b>CT935K1</b>  <b>CT935K2</b>  <b>VD1081</b> <b>MS04</b>	ALT, (-AC) ALT, (-AC) ALT, (AC) ALT, (AC) CA, ⇒08/1996 CA, ⇒08/1996 CA, 09/1996⇒, (HTD2), (SEE BELT SPEC) CA, 09/1996⇒, MTR-CODE: F8Q 624, (SEE BELT SPEC), (HTD2) CA, 09/1996⇒, MTR-CODE: F8Q 624, (SEE BELT SPEC), (HTD2) FOR ART-NO: VD1081
1.9 dCi	02/01-08/03	F9Q 732, F9Q 733, F9Q 738	75	1870	<b>6PK1138</b> <b>6PK1138D1</b>  <b>6PK1605</b> <b>6PK1605K1</b> <b>6PK1642</b> <b>6PK1642D1</b>  <b>6PK1642K1</b> <b>CT940</b> <b>CT940K1</b> <b>CT940K2</b> <b>AP9052</b> <b>VD1063</b> <b>MS04</b>	ALT, PS, (-AC) ALT, PS, (-AC), MTR-CODE: F9Q 731, F9Q 732, F9Q 733, F9Q 736, F9Q 744 ALT, PS, AC, 04/2001⇒ ALT, PS, (AC), 04/2001⇒ ALT, PS, AC, ⇒03/2001 ALT, PS, AC, MTR-CODE: F9Q 731, F9Q 732, F9Q 733, F9Q 736, F9Q 744, ⇒03/2001 ALT, PS, AC, ⇒03/2001 CA CA CA FOR ART-NO: VD1063
1.9 dTi	03/99-02/01	F9Q 731, F9Q 736	72	1870	<b>6PK1138</b> <b>6PK1138D1</b>	ALT, PS ALT, PS, MTR-CODE: F9Q 731, F9Q 732, F9Q 733, F9Q 736, F9Q 744







ContiTech



**RENAULT**

MEGANE I (BA0/1\_, DA0/1\_, EA0/1\_, KA0/1\_, LA0/1\_) ↩

					<b>6PK1642</b> <b>6PK1642D1</b>  <b>6PK1642K1</b> <b>CT1026</b> <b>CT1026</b> <b>CT1026K1</b> <b>CT1026K1</b> <b>CT1026K2</b> <b>CT1026K2</b> <b>CT940</b> <b>CT940K1</b> <b>CT940K2</b> <b>AP9052</b> <b>VD1063</b> <b>MS04</b>	ALT, PS, AC ALT, PS, AC, MTR-CODE: F9Q 731, F9Q 732, F9Q 733, F9Q 736, F9Q 744 ALT, PS, AC CA, MTR-CODE: F9Q 731 F9Q 736, 11/2000⇨ MTR-CODE: F9Q 731 CA, MTR-CODE: F9Q 736, 11/2000⇨ CA, MTR-CODE: F9Q 731 F9Q 736, 11/2000⇨ CA, MTR-CODE: F9Q 736, ⇨10/2000 CA, MTR-CODE: F9Q 736, ⇨10/2000 CA, MTR-CODE: F9Q 736, ⇨10/2000 FOR ART-NO: VD1063
	02/01-08/03	F9Q 744	59	1870	<b>6PK1138</b> <b>6PK1138D1</b>  <b>6PK1605</b> <b>6PK1605K1</b> <b>6PK1642</b> <b>6PK1642D1</b>  <b>6PK1642K1</b> <b>CT1026</b> <b>CT1026K1</b> <b>CT1026K2</b> <b>AP9052</b> <b>VD1063</b> <b>MS04</b>	ALT, PS ALT, PS, MTR-CODE: F9Q 731, F9Q 732, F9Q 733, F9Q 736, F9Q 744 ALT, (AC), MTR-CODE: F9Q738 ALT, (AC), MTR-CODE: F9Q738 ALT, PS, AC ALT, PS, AC, MTR-CODE: F9Q 731, F9Q 732, F9Q 733, F9Q 736, F9Q 744 ALT, PS, AC CA CA CA FOR ART-NO: VD1063
1.9 DTi	02/00-09/00	F9Q 730	60	1870	<b>6PK1138</b> <b>6PK1642</b> <b>CT940</b> <b>CT940K1</b> <b>AP9052</b> <b>MS04</b>	ALT, (AC) ALT, (AC) CA CA
1.9 dTi	03/97-02/01	F9Q 730, F9Q 734, F9Q 731, F9Q 736	72	1870	<b>6PK1138</b> <b>6PK1138D1</b>  <b>6PK1605</b> <b>6PK1605K1</b> <b>6PK1642</b> <b>6PK1642D1</b>  <b>6PK1642K1</b> <b>CT1026</b> <b>CT1026</b> <b>CT1026K1</b> <b>CT1026K1</b> <b>CT1026K2</b> <b>CT1026K2</b> <b>CT940</b> <b>CT940</b> <b>CT940K1</b> <b>CT940K2</b> <b>CT940K2</b> <b>AP9052</b> <b>VD1063</b>	ALT, PS, (AC) ALT, PS, (AC), MTR-CODE: F9Q 731, F9Q 732, F9Q 733, F9Q 736, F9Q 744 ALT, (AC), MTR-CODE: F9Q738 ALT, (AC), MTR-CODE: F9Q738 ALT, PS, AC, MTR-CODE: F9Q 730, F9Q 734 ALT, PS, AC, MTR-CODE: F9Q 731, F9Q 732, F9Q 733, F9Q 736, F9Q 744 ALT, PS, AC, MTR-CODE: F9Q 730, F9Q 734 CA, MTR-CODE: F9Q 731 F9Q 736, 11/2000⇨ MTR-CODE: F9Q 731 CA, MTR-CODE: F9Q 736, 11/2000⇨ F9Q 736, 11/2000⇨ CA, MTR-CODE: F9Q 731 F9Q 736, ⇨10/2000 CA, MTR-CODE: F9Q 730, F9Q 734 CA, MTR-CODE: F9Q 730 CA, MTR-CODE: F9Q 734 F9Q 736, ⇨10/2000 MTR-CODE: F9Q 731, F9Q 736



ContiTech



## RENAULT

### MEGANE I (BA0/1\_, DA0/1\_, EA0/1\_, KA0/1\_, LA0/1\_) ↕

		F9Q 734, F9Q 731, F9Q 736	72	1870	<b>VD1063</b> <b>MS04</b> <b>6PK1138</b> <b>6PK1138D1</b> <b>6PK1642</b> <b>6PK1642D1</b> <b>6PK1642K1</b> <b>CT1026</b> <b>CT1026</b> <b>CT1026K1</b> <b>CT1026K1</b> <b>CT1026K2</b> <b>CT1026K2</b> <b>CT940</b> <b>CT940</b> <b>CT940K1</b> <b>CT940K1</b> <b>CT940K2</b> <b>CT940K2</b> <b>AP9052</b> <b>VD1063</b> <b>MS04</b>	F9Q 734, 11/1997⇒ FOR ART-NO: VD1063 ALT, PS ALT, PS, MTR-CODE: F9Q 731, F9Q 732, F9Q 733, F9Q 736, F9Q 744 ALT, PS, AC ALT, PS, AC, MTR-CODE: F9Q 731, F9Q 732, F9Q 733, F9Q 736, F9Q 744 ALT, PS, AC F9Q 736, 11/2000⇒ CA, MTR-CODE: F9Q 731 CA, MTR-CODE: F9Q 731 F9Q 736, 11/2000⇒ F9Q 736, 11/2000⇒ CA, MTR-CODE: F9Q 731 F9Q 736, ⇒10/2000 CA, MTR-CODE: F9Q 734 F9Q 736, ⇒10/2000 CA, MTR-CODE: F9Q 734 CA, MTR-CODE: F9Q 734 F9Q 736, ⇒10/2000 FOR ART-NO: VD1063
2.0 16V IDE	11/99-08/03	F5R 740	103	1998	<b>5PK1750</b> <b>5PK1750K1</b> <b>CT1007</b>	ALT ALT CA

### MEGANE II (BM0/1\_, CM0/1\_, EM0/1\_, KM0/1\_, LM0/1\_) ↕

1.4, 1.4 16V	09/03-	K4J 732	60	1390	<b>5PK1135</b> <b>5PK1135K1</b> <b>5PK1200</b> <b>5PK1200K1</b> <b>6PK1200</b> <b>6PK1200</b> <b>CT1179</b> <b>CT1179K1</b> <b>CT1179K3</b> <b>AP9056</b> <b>VD1113</b>	ALT, (AC), ⇒05/2006 ALT, (AC), ⇒04/2005 ALT, (AC), ⇒04/2005 ALT, AC, ⇒04/2005 ALT, (AC), 05/2005⇒ ALT, (AC), 06/2006⇒ CA CA CA CA
	11/02-	K4J 730, K4J 740	72	1390	<b>5PK1135</b> <b>5PK1135K1</b> <b>5PK1200</b> <b>5PK1200K1</b> <b>6PK1200</b> <b>6PK1200</b> <b>6PK1200K1</b> <b>6PK1200K2</b> <b>CT1179</b> <b>CT1179K1</b> <b>CT1179K3</b> <b>AP9025</b> <b>AP9056</b> <b>AP9066</b> <b>VD1113</b>	ALT, (AC), ⇒05/2006 ALT, (AC), ⇒04/2005 ALT, (AC), ⇒04/2005 ALT, AC, ⇒04/2005 ALT, (AC), 05/2006⇒ ALT, (AC), 04/2005⇒ ALT, (AC), 04/2005⇒ ALT, (AC), 05/2006⇒ CA CA CA MTR-CODE: K4J 740
1.5 dCi	11/02-02/08	K9K 722	60	1461	<b>5PK1135</b> <b>5PK1135K1</b> <b>5PK1200</b> <b>5PK1200K1</b> <b>6PK1130</b> <b>6PK1130K1</b> <b>6PK1200</b>	ALT, (AC), ⇒09/2005 ALT, (AC), ⇒09/2005 ALT, (AC), ⇒01/2005 ALT, (AC), ⇒01/2005 ALT, (AC), 12/2007⇒ ALT, (AC), 12/2007⇒, MTR-CODE: K9K 722 ALT, (AC), 02/2005⇒





ContiTech



**RENAULT**

MEGANE II (BMO/1\_, CM0/1\_, EM0/1\_, KM0/1\_, LM0/1\_) ↵

					6PK1200 6PK1200K1 6PK1200K2 CT1035 CT1035K1 CT1035K2 CT1035WP1 CT1035WP2 CT1035WP3 AP9066 VD1113	ALT, (AC), 09/2005⇨, ⇨12/2007 ALT, (AC), 02/2005⇨ ALT, (-AC), 09/2005⇨, ⇨12/2007 CA CA, ⇨08/2003 CA, 09/2003⇨ CA, ⇨08/2003 CA, 09/2003⇨, ⇨03/2004 CA, 04/2004⇨
10/03-	K9K 728, K9K 729	74	1461	5PK1135 5PK1135K1 5PK1200 5PK1200K1 6PK1130 6PK1200 6PK1200 6PK1200K1 6PK1200K2 CT1035 CT1035K2 CT1035WP2 CT1035WP3 AP9025 AP9066 VD1113	ALT, (AC), ⇨09/2005 ALT, (AC), ⇨09/2005 ALT, (AC), ⇨01/2005 ALT, (AC), ⇨01/2005 ALT, (AC), 12/2007⇨ ALT, (AC), 01/2005⇨ ALT, (-AC), 09/2005⇨, ⇨11/2007 ALT, (AC), 01/2005⇨ ALT, (-AC), 09/2005⇨, ⇨11/2007 CA CA CA, ⇨03/2004 CA, 04/2004⇨	
05/05-	K9K 724	63	1461	5PK1135 5PK1135K1 6PK1130 6PK1130K1 6PK1200 6PK1200 6PK1200K1 6PK1200K2 CT1035 CT1035K2 CT1035WP3 AP9066 VD1113	ALT, (AC), ⇨09/2005 ALT, (AC), ⇨09/2005 ALT, (AC), 12/2007⇨ ALT, (-AC), 12/2007⇨ ALT, (-AC), 09/2005⇨, ⇨12/2007 ALT, (AC) ALT, (AC) ALT, (-AC), 09/2005⇨, ⇨11/2007 CA CA CA	
	K9K 732, K9K 734	78	1461	5PK1135 6PK1200 6PK1200 6PK1200K1 6PK1200K2 CT1035 CT1035K2 CT1035WP3 AP9066 VD1113	ALT, (AC), ⇨09/2005, MTR-CODE: K9K 732 ALT, (AC), MTR-CODE: K9K 732, K9K 734 ALT, (-AC), 09/2005⇨, MTR-CODE: K9K732 ALT, (AC), MTR-CODE: K9K 732, K9K 734 ALT, (-AC), 09/2005⇨, MTR-CODE: K9K 732 CA CA CA	
01/07-07/09	K9K 728	76	1461	6PK1130 6PK1200 6PK1200 6PK1200K1 6PK1200K2 CT1035 CT1035K2 CT1035WP3 AP9066 VD1113	ALT, (AC), 12/2007⇨ ALT, (AC), 01/2005⇨ ALT, (-AC), 09/2005⇨, ⇨11/2007 ALT, (AC), 01/2005⇨ ALT, (-AC), 09/2005⇨, ⇨11/2007 CA CA CA, 04/2004⇨	
01/07-	K9K 734	76	1461	6PK1200	ALT, (AC)	



ContiTech



**RENAULT**

MEGANE II (BM0/1\_, CM0/1\_, EM0/1\_, KM0/1\_, LM0/1\_) ↕

					6PK1200K1 CT1035 CT1035K2 CT1035WP3 AP9066 VD1113	ALT, (AC) CA CA CA
1.6	09/03-03/09	K4M 760, K4M 761	83	1598	5PK1135 5PK1135K1 5PK1200 5PK1200K1 6PK1200 6PK1200 6PK1200K1 6PK1200K2 CT1179 CT1179K2 CT1179K4 CT1179WP2 CT1179WP4 AP9056 AP9066 VD1113	ALT, (-AC), ⇄05/2006 ALT, (-AC), ⇄04/2005 ALT, (AC), ⇄04/2005 ALT, (AC), ⇄04/2005 ALT, (AC), 04/2005⇄ ALT, (AC), 05/2006⇄ ALT, (AC), 04/2005⇄ ALT, (-AC), 05/2006⇄ CA CA CA CA CA CA
	06/05-03/09	K4M 788	77	1598	6PK1200 CT1179 CT1179K1 CT1179K3 CT1179WP1 CT1179WP3 AP9025 AP9056 AP9066	ALT CA CA CA CA CA
	05/05-	K4M 762	77	1598	6PK1200 6PK1200K1 CT1179 CT1179K1 CT1179K3 CT1179WP1 CT1179WP3 AP9025 AP9066	ALT ALT CA CA CA CA CA
1.6 16V	01/06-08/09	K4M 760, K4M 761, K4M 812, K4M 813	82	1598	5PK1135 6PK1200 6PK1200 6PK1200K1 6PK1200K2 6PK1200K2 CT1179 CT1179K2 CT1179K4 CT1179WP2 CT1179WP4 AP9025 AP9056 AP9066 VD1113	ALT, (AC), ⇄05/2006 ALT, (AC), 06/2006⇄ ALT, (AC) ALT, (AC) ALT, (-AC), 06/2006⇄, ⇄12/2007, MTR-CODE: K4M 812 ALT, (-AC), ⇄04/2009, MTR-CODE: K4M 813 CA CA CA CA CA MTR-CODE: K4M 812 / 813
1.6 Flex-Fuel	01/07-02/08	K4M 788	77	1598	6PK1200 6PK1200K1 CT1179 CT1179K1 CT1179K3	ALT ALT CA CA CA





**RENAULT**

MEGANE II (BMO/1_, CM0/1_, EM0/1_, KM0/1_, LM0/1_) ↵						
					<b>CT1179WP1</b> <b>CT1179WP3</b> <b>AP9025</b> <b>AP9056</b> <b>AP9066</b> <b>VD1113</b>	CA CA    (-AC)
1.6, 1.6 16V	11/02-	K4M 760, K4M 761	83	1598	<b>5PK1135</b> <b>5PK1135K1</b> <b>5PK1200</b> <b>5PK1200K1</b> <b>6PK1130</b> <b>6PK1130K1</b> <b>6PK1200</b> <b>6PK1200</b> <b>6PK1200K1</b> <b>6PK1200K2</b> <b>CT1179</b> <b>CT1179K2</b> <b>CT1179K4</b> <b>CT1179WP2</b> <b>CT1179WP4</b> <b>AP9056</b> <b>AP9066</b> <b>VD1113</b>	ALT, (-AC), ⇨05/2006 ALT, (-AC), ⇨04/2005 ALT, (AC), ⇨04/2005 ALT, (AC), ⇨04/2005 ALT, (-AC), 12/2007⇨, MTR-CODE: K4M 812, 813 ALT, (AC), 12/2007⇨, MTR-CODE: K4M 812, 813 ALT, (AC), 05/2006⇨ ALT, (AC), 04/2005⇨ ALT, (AC), 04/2005⇨ ALT, (AC), 05/2006⇨ CA CA CA CA CA CA CA CA
1.9 dCi	11/02-02/08	F9Q 800	88	1870	<b>7PK1125</b> <b>7PK1125K1</b> <b>CT1064</b> <b>CT1064K1</b> <b>CT1064WP2</b> <b>AP9039</b> <b>AP9043</b> <b>VD1104</b> <b>MS43</b>	ALT, PS, AC ALT, PS, AC CA CA CA  ONLY WITH MS43 FOR ART-NO: VD1104
	11/02-	F9Q 800, F9Q 803, F9Q 804, F9Q 808, F9Q 816, F9Q 818	68-96	1870	<b>7PK1125</b> <b>7PK1125K1</b> <b>CT1064</b> <b>CT1064K1</b> <b>CT1064WP2</b> <b>VD1104</b> <b>MS43</b>	ALT, PS, AC ALT, PS, AC CA CA CA  ONLY WITH MS43 FOR ART-NO: VD1104
2.0 dCi	09/05-02/08	M9R 700, M9R 722	110	1995	<b>7PK1705</b> <b>AP9047</b>	ALT
	01/07-02/08	M9R 724	127	1995	<b>7PK1705</b>	ALT
2.0 Renault Sport	05/04-10/09	F4R 774, F4Rt 774	165	1998	<b>7PK1125</b> <b>7PK1125K1</b> <b>CT1130</b> <b>CT1130K2</b> <b>CT1130K3</b> <b>CT1130WP1</b> <b>CT1130WP2</b>	ALT ALT CA, MTR-CODE: F4R774 CA CA CA, MTR-CODE: F4R 774, 776 CA, MTR-CODE: F4R 774, 776
2.0, 2.0 16V	11/02-	F4R 770, F4R 771	99	1998	<b>7PK1125</b> <b>7PK1125K1</b> <b>CT1130</b> <b>CT1130K2</b> <b>CT1130K3</b> <b>CT1130WP1</b> <b>CT1130WP2</b>	ALT, PS, AC ALT, PS, AC CA CA CA CA CA
MEGANE III (BZ0_, DZ0/1_, KZ0/1_) ↵						
1.2 TCe	03/12-	H5F 400, H5F 404	85-97	1197-1198	<b>7PK1605</b>	ALT, ⇨01/2014

RENAULT



ContiTech



**RENAULT**

**MEGANE III (BZO, DZO/1, KZO/1)**

↔ 1.4 TCe 1.5 dCi	04/09-	H4J 700	96	1397	∞	<b>7PK1785</b>	ALT
	02/09-	K9K 846, K9K J 836, K9K 837	70-81	1461	∞	<b>6PK1200</b>	ALT
					∞	<b>6PK1200K1</b>	ALT
					▲▲▲	<b>CT1035</b>	CA
					▲▲▲	<b>CT1035K2</b>	CA
					▲▲▲	<b>CT1035WP4</b>	CA
					⊙	<b>AP9025</b>	
	07/14-	K9K 846	70	1461	⊙	<b>AP9025</b>	
	11/08-	K9K H 834, K9K 834	66	1461	∞	<b>6PK1200</b>	ALT
					∞	<b>6PK1200K1</b>	ALT
▲▲▲					<b>CT1035</b>	CA	
▲▲▲					<b>CT1035K2</b>	CA	
▲▲▲					<b>CT1035WP4</b>	CA	
				⊙	<b>AP9025</b>		
				⊙	<b>VD1113</b>		
02/09-	K9K 836, K9K 846, K9K 837, K9K 636	81	1461	∞	<b>6PK1200</b>	ALT	
				∞	<b>6PK1200K1</b>	ALT	
				▲▲▲	<b>CT1035</b>	CA, MTR-CODE: K9K 836, K9K 837, K9K 846	
				▲▲▲	<b>CT1035K2</b>	CA, MTR-CODE: K9K 836, K9K 837, K9K 846	
				▲▲▲	<b>CT1035WP4</b>	CA	
					▲▲▲	<b>CT1184</b>	CA, MTR-CODE: K9K 636
					▲▲▲	<b>CT1184K1</b>	CA, MTR-CODE: K9K 636
					⊙	<b>AP9025</b>	
					⊙	<b>AP9066</b>	MTR-CODE: K9K 846
	11/08-	K9K 830	63	1461	∞	<b>6PK1200</b>	ALT
∞					<b>6PK1200K1</b>	ALT	
▲▲▲					<b>CT1035</b>	CA	
▲▲▲					<b>CT1035K2</b>	CA	
▲▲▲					<b>CT1035WP3</b>	CA	
				⊙	<b>AP9025</b>		
				⊙	<b>VD1113</b>		
02/09-	K9K 832, K9K G 832	78	1461	∞	<b>6PK1200</b>	ALT	
					∞	<b>6PK1200K1</b>	ALT
				▲▲▲	<b>CT1035</b>	CA	
				▲▲▲	<b>CT1035K2</b>	CA	
				▲▲▲	<b>CT1035WP3</b>	CA	
				⊙	<b>AP9025</b>		
02/09-	K9K 836, K9K 846	78	1461	∞	<b>6PK1200</b>	ALT	
					∞	<b>6PK1200K1</b>	ALT
				▲▲▲	<b>CT1035</b>	CA	
				▲▲▲	<b>CT1035K2</b>	CA	
				⊙	<b>AP9025</b>		
				⊙	<b>AP9066</b>	MTR-CODE: K9K 846	
				⊙	<b>VD1113</b>		
1.6 16V	11/08-	K4M 866, K4M 858	82	1598	∞	<b>6PK1200</b>	ALT
					∞	<b>6PK1200K1</b>	ALT
					▲▲▲	<b>CT1179</b>	CA, WP
					▲▲▲	<b>CT1179K2</b>	CA, WP
					▲▲▲	<b>CT1179K4</b>	CA, WP
					▲▲▲	<b>CT1179WP2</b>	CA, WP
					▲▲▲	<b>CT1179WP4</b>	CA, WP
					⊙	<b>AP9056</b>	
					⊙	<b>AP9066</b>	
					⊙	<b>VD1113</b>	11/2010↔
11/08-	K4M 848	74	1598	∞	<b>6PK1200</b>	ALT	
				∞	<b>6PK1200K1</b>	ALT	
				▲▲▲	<b>CT1179</b>	CA	
				▲▲▲	<b>CT1179K1</b>	CA, MTR-CODE: K4M 848	
				▲▲▲	<b>CT1179K2</b>	CA, MTR-CODE: K4M 858	
				▲▲▲	<b>CT1179K3</b>	CA, MTR-CODE: K4M 848	
				▲▲▲	<b>CT1179K4</b>	CA, MTR-CODE: K4M 858	





**RENAULT**

MEGANE III (BZ0_, DZ0/1_, KZ0/1)						
					<b>AP9066</b> <b>VD1113</b>	11/2010⇨
		K4M 858	81	1598	<b>6PK1200</b> <b>6PK1200K1</b> <b>CT1179</b> <b>CT1179K2</b> <b>CT1179K4</b> <b>CT1179WP2</b> <b>CT1179WP4</b> <b>AP9066</b> <b>VD1113</b>	ALT ALT CA, OE-NO 8200897100 CA, OE-NO 8200897100 CA, OE-NO 8200897100 CA, OE-NO 8200897100 CA, OE-NO 8200897100
1.6 dCi	04/11-	R9M 402, R9M 404	96	1598	<b>7PK1687</b>	ALT
1.9 dCi	11/08-	F9Q 872, F9Q 870	96	1870	<b>7PK1125</b> <b>7PK1125K1</b> <b>CT1150</b> <b>CT1150K1</b> <b>AP9047</b> <b>VD1104</b> <b>MS43</b>	ALT ALT CA CA ONLY WITH MS43 FOR ART-NO: VD1104
2.0 dCi	07/12-	M9R 610	120	1995	<b>7PK1705</b>	ALT
2.0 TCe	05/09-	F4R 874	184	1998	<b>7PK1125</b> <b>CT1130</b> <b>CT1130K2</b> <b>CT1130K3</b>	ALT CA CA CA
2.0 TCe, 2.0 TCe 220	06/12-	F4R 872, F4R 874	140-162	1998	<b>7PK1125</b> <b>7PK1125K1</b> <b>CT1130</b>	ALT ALT CA
MEGANE Scenic (JA0/1_)						
1.4 i	01/97-09/99	E7J 764	55	1390	<b>3PK715</b> <b>3PK835</b> <b>4PK1260</b> <b>4PK1272</b> <b>CT709</b> <b>CT709K1</b>	ALT PS, (-AC) PS, (AC), 06/1996⇨, ⇨06/1997 PS, (AC), 07/1997⇨ CA CA
1.6 16V	04/98-10/99	K4M 700, K4M 701, K4M 708, K4M 704	79	1598	<b>5PK1110</b> <b>5PK1110K1</b> <b>6PK1750</b> <b>6PK1750</b> <b>6PK1750K2</b> <b>6PK1750K2</b> <b>CT1179</b> <b>CT1179K1</b> <b>CT1179K3</b> <b>CT1179WP1</b> <b>CT1179WP3</b> <b>AP9025</b>	ALT, (-AC) ALT, (-AC) ALT, (AC), MTR-CODE: K4M 704 ALT, (AC), MTR-CODE: K4M 700, K4M 701, K4M 708, ⇨09/2001 ALT, (AC), MTR-CODE: K4M 700, K4M 701, K4M 708, ⇨09/2001 ALT, (AC), MTR-CODE: K4M 704 CA CA CA CA CA
1.6 e	10/96-10/99	K7M 702, K7M 703	66	1598	<b>3PK715</b> <b>3PK835</b> <b>4PK1260</b> <b>4PK1272</b> <b>CT709</b> <b>CT709K1</b> <b>CT709WP1</b>	ALT, MTR-CODE: K7M 702, K7M 703 PS, (-AC), MTR-CODE: K7M 702, K7M 703 PS, (AC), 06/1996⇨, ⇨06/1997, MTR-CODE: K7M 702, K7M 703 PS, (AC), 07/1997⇨, MTR-CODE: K7M 702, K7M 703 CA CA CA
1.6 i	01/97-09/99	K7M 720	55	1598	<b>3PK715</b> <b>3PK835</b> <b>4PK1260</b>	ALT, MTR-CODE: K7M 720 PS, (-AC), MTR-CODE: K7M 720 PS, (AC), 06/1996⇨, ⇨06/1997, MTR-CODE: K7M

RENAULT



ContiTech



**RENAULT**

MEGANE Scenic (JA0/1\_)



					<b>4PK1272</b> <b>CT988</b> <b>CT988K2</b> <b>CT988WP2</b>	720 PS, (AC), 07/1997⇒, MTR-CODE: K7M 720 CA CA CA
1.9 D	03/97-09/99	F8Q 790	47	1870	<b>6PK1138</b> <b>6PK1138D2</b> <b>6PK1642</b> <b>6PK1642D2</b> <b>6PK1642K1</b> <b>CT935</b> <b>CT935K1</b> <b>VD1081</b> <b>MS04</b>	ALT, (-AC) ALT, (-AC) ALT, (AC) ALT, (AC) ALT, (AC) CA CA FOR ART-NO: VD1081
1.9 dTi	04/97-09/99	F9Q 730, F9Q 734	72	1870	<b>6PK1138</b> <b>6PK1138D1</b> <b>6PK1642</b> <b>6PK1642D1</b> <b>6PK1642K1</b> <b>CT940</b> <b>CT940K1</b> <b>CT940K2</b> <b>AP9052</b> <b>VD1063</b> <b>MS04</b>	ALT, (PS), (-AC) ALT, (PS), (-AC), 11/1997⇒, MTR-CODE: F9Q 734 ALT, (PS), (AC) ALT, (PS), (AC), 11/1997⇒, MTR-CODE: F9Q 734 ALT, (PS), (AC) CA, MTR-CODE: F9Q 730, F9Q 734 CA, MTR-CODE: F9Q 730, F9Q 734 CA, MTR-CODE: F9Q 734 FOR ART-NO: VD1063
2.0 i	01/99-09/99	F3R 796	80	1998	<b>6PK1125</b> <b>6PK1660</b> <b>6PK1660K3</b> <b>CT840</b> <b>CT840K2</b>	ALT, (AC) ALT, (AC) ALT, (AC) CA, MTR-CODE: F3R 791,796,797,798 CA, MTR-CODE: F3R 791,796,797,798
	01/97-09/99	F3R 750, F3R 751	84	1998	<b>6PK1125</b> <b>6PK1153</b>  <b>6PK1153</b> <b>6PK1660</b> <b>6PK1660K3</b> <b>CT840</b> <b>CT840K1</b>	ALT, (-AC), MTR-CODE: F3R 750, 04/1997⇒ ALT, NOT FOR DC-ALT, MTR-CODE: F3R 750, ⇒04/1997  ALT, (AC), MTR-CODE: F3R 751 ALT, AC, MTR-CODE: F3R 750, F3R 751 ALT, AC, MTR-CODE: F3R 750, F3R 751 CA CA
<b>MODUS / GRAND MODUS (F/J/P0_)</b>						
1.2	12/04-	D4F 740	48-55	1149	<b>7PK1035</b> <b>7PK1035K1</b> <b>7PK880</b> <b>CT1045</b> <b>CT1045K1</b> <b>CT1045WP1</b> <b>MS45</b>	ALT, (AC) ALT, (AC) ALT, (-AC), MTR-CODE: D4F740 CA CA CA
		D4F 764	58	1149	<b>7PK1035</b> <b>7PK1035K1</b> <b>7PK880</b> <b>CT1045</b> <b>CT1045K1</b> <b>CT1045WP1</b> <b>MS45</b>	ALT, (AC) ALT, (AC) ALT, (-AC), MTR-CODE: D4F764 CA CA CA
1.2 16V	05/07-	D4F 784	74	1149	<b>7PK1035</b> <b>7PK1035K1</b> <b>7PK880</b> <b>CT1045</b> <b>CT1045K1</b> <b>CT1045WP1</b> <b>MS45</b>	ALT, (AC) ALT, (AC) ALT, (-AC), MTR-CODE: D4F784 CA CA CA
1.4	12/04-	K4J 770, K4J	72	1390	<b>5PK1135</b>	ALT, (-AC), ⇒05/2006







ContiTech



**RENAULT**

MODUS / GRAND MODUS (F/JPO.)

↔		780			<b>5PK1200</b> ALT, (AC), ⇨04/2005 <b>5PK1200K1</b> ALT, (AC), ⇨04/2005 <b>6PK1200</b> ALT, (AC), 04/2005⇨, ⇨06/2006 <b>6PK1200</b> ALT, (-AC), 05/2006⇨ <b>6PK1200K1</b> ALT, (-AC), 05/2006⇨ <b>6PK1200K1</b> ALT, (AC), 04/2005⇨, ⇨06/2006 <b>CT1179</b> CA <b>CT1179K1</b> CA <b>CT1179K3</b> CA <b>CT1179WP1</b> CA <b>CT1179WP3</b> CA <b>AP9066</b> <b>VD1113</b> (-AC)
		1.5 dCi	12/04-	K9K 768, K9K 762	50
		K9K 766, K9K 760	63	1461	<b>5PK1135</b> ALT, (AC), ⇨09/2005, MTR-CODE: K9K 766 <b>5PK1135</b> ALT, (-AC), MTR-CODE: K9K 760 <b>5PK1135K1</b> ALT, (-AC), MTR-CODE: K9K 760 <b>5PK1135K1</b> ALT, (AC), MTR-CODE: K9K 766, ⇨09/2005 <b>5PK1200</b> ALT, (AC), ⇨01/2005, MTR-CODE: K9K 760 <b>5PK1200K1</b> ALT, (AC), ⇨01/2005, MTR-CODE: K9K 760 <b>6PK1130</b> ALT, (-AC), 12/2007⇨, MTR-CODE: K9K 766 <b>6PK1130K1</b> ALT, (AC), 12/2007⇨, MTR-CODE: K9K 766 <b>6PK1200</b> ALT, (AC), MTR-CODE: K9K 766 <b>6PK1200</b> ALT, (-AC), 09/2005⇨, ⇨11/2007, MTR-CODE: K9K 766  <b>6PK1200</b> ALT, (AC), 01/2005⇨, MTR-CODE: K9K 760 <b>6PK1200K1</b> ALT, (-AC), 09/2005⇨, ⇨11/2007, MTR-CODE: K9K 766  <b>6PK1200K1</b> ALT, (AC), MTR-CODE: K9K 766 <b>6PK1200K1</b> ALT, (AC), 01/2005⇨, MTR-CODE: K9K 760 <b>6PK1200K2</b> ALT, (-AC), 09/2005⇨, ⇨11/2007, MTR-CODE: K9K 766  <b>CT1035</b> CA <b>CT1035K2</b> CA <b>CT1035WP3</b> CA <b>AP9066</b> <b>VD1113</b>
	05/05-	K9K 764	78	1461	<b>5PK1135</b> ALT, (-AC), ⇨09/2005 

RENAULT



ContiTech



**RENAULT**

MODUS / GRAND MODUS (F/JPO.)



					5PK1135K1 6PK1200 6PK1200 6PK1200K1 6PK1200K2 CT1035 CT1035K2 CT1035WP3 AP9066 VD1113	ALT, (AC), ⇨09/2005 ALT, (AC), 09/2005⇨ ALT, (AC) ALT, (AC) ALT, (AC), 09/2005⇨ CA CA CA
	09/04-	K9K 750, K9K 752	48-60	1461	5PK1135 5PK1135K1 5PK1200 5PK1200K1 6PK1200 6PK1200 6PK1200K1 6PK1200K2 CT1035 CT1035K2 CT1035WP3 AP9066 VD1113	ALT, (AC), ⇨09/2005 ALT, (AC), ⇨09/2005 ALT, (AC), ⇨01/2005 ALT, (AC), ⇨01/2005 ALT, (AC), 09/2005⇨ ALT, (AC), 09/2005⇨ ALT, (AC), 01/2005⇨ ALT, (AC), 09/2005⇨, ⇨12/2007 CA CA CA
1.5 dCi 75	10/10-	K9K 770	55	1461	6PK1130 6PK1130K1 6PK1200 6PK1200K1 CT1035 CT1035K2 CT1035WP4 AP9066 VD1113	ALT, (AC) ALT, (AC), MTR-CODE: K9K 770 ALT, (AC) ALT, (AC) CA CA CA (-AC)
1.5 dCi 90	10/10-	K9K 750	65	1461	6PK1200 6PK1200 6PK1200K1 CT1035 CT1035K2 CT1035WP3 CT1035WP4 AP9066 VD1113	ALT, (AC), 09/2005⇨ ALT, (AC), 01/2005⇨ ALT, (AC), 01/2005⇨ CA CA CA CA
1.6	12/04-	K4M 794	65	1598	5PK1135 5PK1135K1 5PK1200 5PK1200K1 6PK1130 6PK1200 6PK1200 6PK1200K1 6PK1200K2 CT1179 CT1179K2 CT1179K4 CT1179WP2 CT1179WP4 AP9066	ALT, (AC), ⇨04/2006 ALT, (AC), ⇨04/2006 ALT, (AC), ⇨04/2005 ALT, (AC), ⇨04/2005 ALT, (AC), 10/2007⇨ ALT, (AC), 05/2005⇨ ALT, (AC), 05/2006⇨, ⇨10/2007 ALT, (AC), 05/2005⇨ ALT, (AC), 05/2006⇨, ⇨10/2007 CA CA CA CA CA
		K4M 800, K4M 801, K4M 790, K4M 791	82	1598	5PK1135 5PK1135K1 5PK1200	ALT, (AC), ⇨05/2006, MTR-CODE: K4M 800, K4M 801, K4M 790, K4M 791 ALT, (AC), ⇨05/2006, MTR-CODE: K4M 790, 791, K4M 800, 801 ALT, (AC), ⇨04/2005, MTR-CODE: K4M 790, K4M





ContiTech



## RENAULT

MODUS / GRAND MODUS (F/JPO\_)

						<b>5PK1200K1</b>	ALT, (AC), ⇨04/2005
						<b>6PK1130</b>	ALT, (-AC), 12/2007⇨, MTR-CODE: K4M 800, K4M 801
						<b>6PK1130K1</b>	ALT, (-AC), 12/2007⇨, MTR-CODE: K4M 800, 801
						<b>6PK1200</b>	ALT, (-AC), 10/2007⇨, MTR-CODE: K4M 790, K4M 791
						<b>6PK1200</b>	ALT, (AC), MTR-CODE: K4M 800, K4M 801
						<b>6PK1200</b>	ALT, (AC), 04/2005⇨, MTR-CODE: K4M 790, K4M 791
						<b>6PK1200</b>	ALT, (-AC), 05/2006⇨, ⇨12/2007, MTR-CODE: K4M 800, K4M 801
						<b>6PK1200K1</b>	ALT, (AC), 05/2005⇨
						<b>6PK1200K1</b>	ALT, (-AC), 05/2006⇨
						<b>6PK1200K2</b>	ALT, (AC), 05/2005⇨
						<b>6PK1200K2</b>	ALT, (-AC), 05/2006⇨
						<b>CT1179</b>	CA
						<b>CT1179K2</b>	CA
						<b>CT1179K4</b>	CA
						<b>CT1179WP2</b>	CA
						<b>CT1179WP4</b>	CA
						<b>AP9066</b>	
						<b>VD1113</b>	
<b>RAPID Box (F40_, G40_)</b>							
1.0	02/86-05/92	C1C 706	27	949		<b>AVX10X1140</b>	ALT, ⇨08/1991
1.1	09/85-08/91	C1E 750	34	1108		<b>AVX10X1140</b>	ALT, (Rapid)
						<b>AVX10X1140</b>	ALT, (Extra)
						<b>AVX10X1140</b>	ALT, (Express)
1.6 D	03/86-08/98	F8M 720, F8M 730, F8M 736, F8M 760	40	1596		<b>5PK884</b>	ALT
						<b>CT596</b>	CA, ⇨12/1987
						<b>CT596K1</b>	CA, ⇨12/1987
						<b>CT604</b>	CA, 01/1988⇨
						<b>CT604K1</b>	CA, 01/1988⇨
<b>SAFRANE I (B54_)</b>							
2.1 dT	11/93-07/96	J8S 760	65	2068		<b>11,9X758Ld</b>	PS
						<b>4PK1054</b>	ALT, (-AC), OE-NO 7700855096
						<b>4PK1062</b>	ALT, (-AC), OE-NO 7700854326
						<b>4PK735</b>	PS, (AC)
						<b>6PK1733</b>	ALT, (AC)
						<b>CT522</b>	CA
						<b>CT522K3</b>	CA
2.2	04/92-07/96	J7T 760, J7T 761	101	2165		<b>AVX10X1250</b>	PS
						<b>3PK890</b>	ALT, (-AC)
						<b>4PK1217</b>	ALT, (AC)
						<b>CT750</b>	CA
						<b>CT750K1</b>	CA
2.5 dT	12/92-07/96	S8U 762, S8U 763	83	2500		<b>4PK560</b>	ALT
						<b>5PK825</b>	AC
						<b>5PK847</b>	WP, (MANL), ⇨09/1994
						<b>5PK847</b>	WP, (AUTOM), ⇨04/1993
						<b>5PK925</b>	WP, (MANL), 09/1994⇨
						<b>5PK925</b>	WP, (AUTOM), 04/1993⇨
						<b>CT861</b>	CA
						<b>CT861K1</b>	CA
<b>SANDERO/STEPWAY I</b>							
1.4	02/09-	K7J 710	55	1390		<b>4PK715</b>	ALT, (PS), (-AC)
						<b>4PK916 ELAST</b>	AC
						<b>4PK916 ELAST T1</b>	AC
						<b>5PK1110</b>	ALT, (PS), (-AC)
						<b>5PK1110K1</b>	ALT, (PS), (-AC), ⇨09/2009
						<b>5PK1750</b>	ALT, (PS), (AC), ⇨09/2009
						<b>5PK1750K1</b>	ALT, (PS), (AC), ⇨09/2009





ContiTech



**RENAULT**

**SANDERO/STEPWAY I**

					<b>CT988</b> <b>CT988K2</b> <b>CT988K3</b> <b>CT988WP2</b> <b>AP9025</b>	CA CA, ⇨11/2009 CA, 11/2009⇨ CA, ⇨11/2009
1.6	12/07-	K7M 710, K4M 690	75-76	1598	<b>4PK715</b> <b>4PK916 ELAST</b> <b>5PK1110</b> <b>5PK1750</b> <b>5PK1750K1</b> <b>CT988</b> <b>CT988K2</b> <b>CT988K3</b> <b>CT988WP2</b>	ALT, (-PS) AC, (-PS) ALT, (-AC), (PS) ALT, (AC), (PS), ⇨09/2009 ALT, (AC), (PS) CA CA, ⇨11/2009 CA, 11/2009⇨ CA, ⇨11/2009
	11/10-	K7M 718	62	1598	<b>4PK715</b> <b>4PK916 ELAST</b> <b>4PK916 ELAST T1</b> <b>5PK1110</b> <b>CT988</b> <b>CT988K3</b>	ALT, (PS) AC, (-PS) AC, (-PS) ALT, (PS), (-AC) CA CA

**SANDERO/STEPWAY II**

1.5 dCi	12/13-	K9K 830	62	1461	<b>AP9066</b>	
---------	--------	---------	----	------	---------------	--

**SCÉNIC I (JA0/1\_)**

1.4 16V	09/99-08/03	K4J 750, K4J 714	70	1390	<b>5PK1110</b> <b>5PK1110K1</b> <b>5PK1750</b>  <b>5PK1750K1</b> <b>6PK1750</b> <b>6PK1750K2</b> <b>CT1179</b> <b>CT1179K1</b> <b>CT1179K3</b> <b>CT1179WP1</b> <b>CT1179WP3</b> <b>AP9025</b>	ALT, (-AC) ALT, (-AC) ALT, (AC), 09/2001⇨, MTR-CODE: K4J, ONLY WITH 82 00 603 359, 82 00 104 754 ALT, (AC), 09/2001⇨, MTR-CODE: K4J ALT, (AC), ⇨09/2001 ALT, (AC), ⇨09/2001 CA CA CA CA CA CA
1.6	03/01-08/03	K4M 708, K4M 709	75	1598	<b>5PK1110</b> <b>5PK1110K1</b> <b>5PK1750</b> <b>5PK1750K1</b> <b>AP9025</b>	ALT, (-AC) ALT, (-AC) ALT, (AC), 09/2001⇨ ALT, (AC), 09/2001⇨
	09/99-09/03	K4M 700, K4M 706	79	1598	<b>5PK1110</b> <b>5PK1110K1</b> <b>5PK1750</b> <b>5PK1750K1</b> <b>6PK1750</b> <b>6PK1750K2</b> <b>CT1179</b> <b>CT1179K1</b> <b>CT1179K3</b> <b>AP9025</b>	ALT, (-AC) ALT, (-AC) ALT, (AC), 04/2002⇨ ALT, (AC), 04/2002⇨ ALT, (AC), ⇨04/2002 ALT, (AC), ⇨04/2002 CA CA CA CA
1.6 BiFuel	09/99-04/01	K4M 704	79	1598	<b>5PK1110</b> <b>5PK1110K1</b> <b>6PK1750</b> <b>6PK1750K2</b> <b>CT1179</b> <b>CT1179K1</b> <b>CT1179K3</b> <b>AP9025</b>	ALT, (-AC) ALT, (-AC) ALT, (AC) ALT, (AC) CA CA CA CA
1.8 16V	01/01-08/03	F4P 720, F4P 722	85	1783	<b>5PK1750</b> <b>5PK1750K1</b>	ALT ALT





**RENAULT**

SCÉNIC I (JA0/1\_)

					<b>CT977</b> <b>CT977K1</b> <b>CT977K2</b> <b>CT977K3</b>	CA CA, BORE- $\frac{1}{2}$ 10,22 mm CA, BORE- $\frac{1}{2}$ 17,0 mm CA
1.9 D	09/99-03/01	F8Q 790	47	1870	<b>6PK1138</b> <b>6PK1642</b> <b>6PK1642K1</b> <b>CT935</b> <b>CT935K1</b> <b>VD1081</b> <b>MS04</b>	ALT, (AC) ALT, (AC) ALT, (AC) CA CA FOR ART-NO: VD1081
1.9 dCi	09/99-08/03	F9Q 732, F9Q 733	75	1870	<b>6PK1138</b> <b>6PK1138D1</b>  <b>6PK1605</b> <b>6PK1605K1</b> <b>6PK1642</b> <b>6PK1642D1</b>  <b>6PK1642K1</b> <b>CT940</b>  <b>CT940K1</b> <b>CT940K2</b> <b>AP9052</b> <b>VD1063</b> <b>MS04</b>	ALT, (AC) ALT, (AC), MTR-CODE: F9Q 731, F9Q 732, F9Q 733, F9Q 736, F9Q 744 ALT, (AC), 02/2000⇒ ALT, (AC), 02/2000⇒ ALT, (AC), ⇒02/2000 ALT, (AC), MTR-CODE: F9Q 731, F9Q 732, F9Q 733, F9Q 736, F9Q 744, ⇒02/2000 ALT, (AC), ⇒02/2000 CA, MTR-CODE: F9Q 732, F9Q 733, F9Q 740, F9Q 748, F9Q 796 CA CA FOR ART-NO: VD1063
1.9 dCi RX4	11/00-08/03	F9Q 740	75	1870	<b>6PK1138</b> <b>6PK1605</b> <b>6PK1605K1</b> <b>6PK1642</b> <b>6PK1642K1</b> <b>CT940</b>  <b>CT940K1</b> <b>CT940K2</b>  <b>AP9052</b> <b>VD1063</b> <b>MS04</b>	ALT, PS, (AC) ALT, PS, AC, 04/2001⇒ ALT, PS, (AC), 04/2001⇒ ALT, PS, AC, ⇒03/2001 ALT, PS, AC, ⇒03/2001 CA, MTR-CODE: F9Q 732, F9Q 733, F9Q 740, F9Q 748, F9Q 796 CA CA, MTR-CODE: F9Q 732, F9Q 733, F9Q 740, F9Q 748, F9Q 796 FOR ART-NO: VD1063
	12/02-08/03	F9Q 732, F9Q 748, F9Q 796	74	1870	<b>6PK1138</b> <b>6PK1605</b> <b>6PK1605K1</b> <b>CT940</b> <b>CT940K1</b> <b>CT940K2</b> <b>VD1063</b> <b>MS04</b>	ALT, (AC) ALT, (AC) ALT, (AC) CA CA CA FOR ART-NO: VD1063
1.9 dTi	09/99-08/03	F9Q 734, F9Q 731, F9Q 736	72	1870	<b>6PK1138</b> <b>6PK1138D1</b>  <b>6PK1605</b> <b>6PK1605K1</b> <b>6PK1642</b> <b>6PK1642D1</b>  <b>6PK1642K1</b> <b>CT1026</b> <b>CT1026</b> <b>CT1026K1</b> <b>CT1026K1</b>	ALT, PS, (AC) ALT, PS, (AC), MTR-CODE: F9Q 731, F9Q 732, F9Q 733, F9Q 736, F9Q 744 ALT, PS, AC, 04/2001⇒ ALT, (AC), PS, 04/2001⇒ ALT, PS, AC, ⇒03/2001 ALT, PS, AC, MTR-CODE: F9Q 731, F9Q 732, F9Q 733, F9Q 736, F9Q 744, ⇒03/2001 ALT, PS, AC, ⇒03/2001 F9Q 736, 11/2000⇒ CA, MTR-CODE: F9Q 731 CA, MTR-CODE: F9Q 736, 11/2000⇒ MTR-CODE: F9Q 731



ContiTech



**RENAULT**

SCÉNIC I (JA0/1\_)



					<b>CT1026K2</b> <b>CT1026K2</b> <b>CT940</b> <b>CT940</b> <b>CT940K1</b> <b>CT940K1</b> <b>CT940K2</b> <b>CT940K2</b> <b>AP9052</b> <b>VD1063</b> <b>MS04</b>	F9Q 736, 11/2000⇨ CA, MTR-CODE: F9Q 731 F9Q 736, ⇨10/2000 CA, MTR-CODE: F9Q 734 CA, MTR-CODE: F9Q 734 F9Q 736, ⇨10/2000 CA, MTR-CODE: F9Q 734 F9Q 736, ⇨10/2000 FOR ART-NO: VD1063
02/01-08/03	F9Q 744	59	1870	<b>6PK1138</b> <b>6PK1138D1</b>  <b>6PK1605</b> <b>6PK1605K1</b> <b>6PK1642</b> <b>6PK1642D1</b>  <b>CT1026</b> <b>CT1026K1</b> <b>CT1026K2</b> <b>AP9052</b> <b>VD1063</b> <b>MS04</b>	ALT, PS, (-AC) ALT, PS, (-AC), MTR-CODE: F9Q 731, F9Q 732, F9Q 733, F9Q 736, F9Q 744 ALT, PS, AC, 04/2001⇨ ALT, PS, (AC), 04/2001⇨ ALT, PS, AC, ⇨03/2001 ALT, PS, AC, MTR-CODE: F9Q 731, F9Q 732, F9Q 733, F9Q 736, F9Q 744, ⇨03/2001 CA CA CA FOR ART-NO: VD1063	
2.0 16V, 2.0 16V RX4	09/99-08/03	F4R 744, F4R 740, F4R 741, F4R 747, F4R 746	102-103	1998	<b>5PK1750</b> <b>5PK1750K1</b> <b>CT977</b> <b>CT977K1</b> <b>CT977K2</b> <b>CT977K3</b>	ALT ALT, (AC) CA CA, ⇨04/2001, BORE-iz½10,22 mm CA, 04/2001⇨, BORE-iz½17,0 mm CA

SCÉNIC II (JM0/1\_)

1.4

06/03-	K4J 730, K4J 770, K4J 740	72	1390	<b>5PK1135</b> <b>5PK1135K1</b> <b>5PK1200</b> <b>5PK1200K1</b> <b>6PK1200</b> <b>6PK1200</b> <b>6PK1200K1</b> <b>6PK1200K1</b> <b>6PK1200K1</b> <b>CT1179</b> <b>CT1179K1</b> <b>CT1179K3</b> <b>CT1179WP1</b> <b>CT1179WP3</b> <b>AP9025</b> <b>AP9056</b> <b>AP9066</b> <b>VD1113</b>	ALT, (-AC), ⇨05/2006 ALT, (-AC), ⇨05/2006 ALT, (AC), ⇨04/2005 ALT, (AC), ⇨04/2005 ALT, (-AC), 05/2006⇨ ALT, (AC), 04/2005⇨ ALT, (AC), 04/2005⇨ ALT, (-AC), 05/2006⇨ CA CA CA CA MTR-CODE: K4J 740 MTR-CODE: K4J 730 / 740 (-AC)
--------	---------------------------	----	------	---	---

1.5 dCi

06/03-	K9K 722	60	1461	<b>5PK1135</b> <b>5PK1135K1</b> <b>5PK1200</b> <b>5PK1200K1</b> <b>6PK1130</b> <b>6PK1200</b> <b>6PK1200</b> <b>6PK1200K1</b> <b>6PK1200K2</b> <b>CT1035</b> <b>CT1035K1</b>	ALT, (-AC), ⇨09/2005 ALT, (-AC), ⇨09/2005 ALT, (AC), ⇨01/2005 ALT, (AC), ⇨01/2005 ALT, (-AC), 12/2007⇨ ALT, (AC), 02/2005⇨ ALT, (-AC), 09/2005⇨, ⇨12/2007 ALT, (AC), 02/2005⇨ ALT, (-AC), 09/2005⇨, ⇨12/2007 CA CA, ⇨08/2003
--------	---------	----	------	--	--





**RENAULT**

SCÉNIC II (JM0/1\_)  
↔

				<b>CT1035K2</b> <b>CT1035WP1</b> <b>CT1035WP2</b> <b>CT1035WP3</b> <b>AP9056</b> <b>AP9066</b> <b>VD1113</b>	CA, 09/2003↔ CA, ↔08/2003 CA, 09/2003↔, ↔03/2004 CA, 04/2004↔
11/03-	K9K 728, K9K 729	74	1461	<b>5PK1135</b> <b>5PK1135K1</b> <b>5PK1200</b> <b>5PK1200K1</b> <b>6PK1130</b> <b>6PK1200</b> <b>6PK1200</b> <b>6PK1200K1</b> <b>6PK1200K2</b> <b>CT1035</b> <b>CT1035K2</b> <b>CT1035WP2</b> <b>CT1035WP3</b> <b>AP9025</b> <b>AP9066</b> <b>VD1113</b>	ALT, (-AC), ↔09/2005 ALT, (-AC), ↔09/2005 ALT, (-AC), ↔01/2005 ALT, (-AC), ↔01/2005 ALT, (-AC), 12/2007↔ ALT, (-AC), 01/2005↔ ALT, (-AC), 09/2005↔, ↔11/2007 ALT, (-AC), 01/2005↔ ALT, (-AC), 09/2005↔, ↔11/2007 CA CA CA, ↔03/2004 CA, 04/2004↔
05/05-	K9K 724	63	1461	<b>5PK1135</b> <b>5PK1135K1</b> <b>6PK1130</b> <b>6PK1200</b> <b>6PK1200</b> <b>6PK1200K1</b> <b>6PK1200K2</b> <b>CT1035</b> <b>CT1035K2</b> <b>CT1035WP3</b> <b>AP9066</b> <b>VD1113</b>	ALT, (-AC), ↔09/2005 ALT, (-AC), ↔09/2005 ALT, (-AC), 12/2007↔ ALT, (-AC) ALT, (-AC), 09/2005↔, ↔12/2007 ALT, (-AC) ALT, (-AC), 09/2005↔, ↔11/2007 CA CA CA
	K9K 732	78	1461	<b>5PK1135</b> <b>5PK1135K1</b> <b>6PK1200</b> <b>6PK1200</b> <b>6PK1200K1</b> <b>6PK1200K2</b> <b>CT1035</b> <b>CT1035K2</b> <b>CT1035WP3</b> <b>AP9066</b> <b>VD1113</b>	ALT, (-AC), ↔09/2005, MTR-CODE: K9K 732 ALT, (-AC), ↔09/2005, MTR-CODE: K9K 732 ALT, (-AC), 09/2005↔, MTR-CODE: K9K732 ALT, (-AC), MTR-CODE: K9K 732, K9K 734 ALT, (-AC), MTR-CODE: K9K 732, K9K 734 ALT, (-AC), 09/2005↔, MTR-CODE: K9K 732 CA CA CA MTR-CODE: K9K734
01/07-	K9K 734	76	1461	<b>6PK1200</b> <b>6PK1200K1</b> <b>CT1035</b> <b>CT1035K2</b> <b>CT1035WP3</b> <b>AP9066</b> <b>VD1113</b>	ALT, (-AC) ALT, (-AC) CA CA CA
1.6	06/03- K4M 761, K4M 782	83	1598	<b>5PK1135</b> <b>5PK1200</b> <b>5PK1200K1</b> <b>6PK1200</b> <b>6PK1200</b> <b>6PK1200K1</b> <b>6PK1200K2</b> <b>CT1179</b>	ALT, (-AC), ↔05/2006 ALT, (-AC), ↔04/2005 ALT, (-AC), ↔04/2005 ALT, (-AC), 04/2005↔ ALT, (-AC), 05/2006↔ ALT, (-AC), 04/2005↔ ALT, (-AC), 05/2006↔ CA





ContiTech



**RENAULT**

SCÉNIC II (JM0/1\_)



					<b>CT1179K2</b> <b>CT1179K4</b> <b>CT1179WP2</b> <b>CT1179WP4</b> <b>AP9056</b> <b>AP9066</b> <b>VD1113</b>	CA CA CA CA
1.6 16V	10/05-	K4M 812, K4M 813, K4M 766	82	1598	<b>6PK1130</b> <b>6PK1130</b> <b>6PK1200</b> <b>6PK1200</b>  <b>6PK1200</b> <b>6PK1200</b> <b>6PK1200K1</b> <b>6PK1200K2</b>  <b>6PK1200K2</b> <b>CT1179</b> <b>CT1179K2</b> <b>CT1179K4</b> <b>CT1179WP2</b> <b>CT1179WP4</b> <b>AP9025</b> <b>AP9056</b> <b>AP9066</b> <b>VD1113</b>	ALT, (-AC), 04/2009⇌, MTR-CODE: K4M 813 ALT, (-AC), 12/2007⇌, MTR-CODE: K4M 812 ALT, (-AC), (AC), MTR-CODE: K4M 766 ALT, (-AC), 06/2006⇌, ⇌12/2007, MTR-CODE: K4M 812  ALT, (-AC), ⇌04/2009, MTR-CODE: K4M 813 ALT, (AC), MTR-CODE: K4M 812, K4M 813 ALT, MTR-CODE: K4M 766 ALT, (-AC), 06/2006⇌, ⇌12/2007, MTR-CODE: K4M 812 ALT, (-AC), ⇌04/2009, MTR-CODE: K4M 813 CA CA CA CA CA CA MTR-CODE: K4M 812 / 813
1.6 Hi-Flex	03/05-07/10	K4M 766	81	1598	<b>6PK1200</b> <b>6PK1200K1</b> <b>CT1179</b> <b>CT1179K2</b> <b>CT1179K4</b> <b>AP9025</b> <b>AP9066</b>	ALT ALT CA CA CA
1.9 dCi	06/03-	F9Q J 803, F9Q 804, F9Q 812, F9Q 816, F9Q 818	88-96	1870	<b>7PK1125</b> <b>7PK1125K1</b> <b>CT1064</b> <b>CT1064K1</b> <b>CT1064WP2</b> <b>VD1104</b> <b>MS43</b>	ALT ALT CA CA CA ONLY WITH MS43 FOR ART-NO: VD1104
2.0	06/03-	F4R 770, F4R 771	99	1998	<b>7PK1125</b> <b>7PK1125K1</b> <b>CT1130</b> <b>CT1130K2</b> <b>CT1130K3</b> <b>CT1130WP1</b> <b>CT1130WP2</b>	ALT ALT CA CA CA CA
2.0 dCi	09/05-	M9R 700, M9R 721, M9R 722	110	1995	<b>7PK1705</b> <b>AP9047</b>	ALT

SCÉNIC III (JZ0/1\_)

1.2 TCe	04/12-	H5F 400, H5F 404	85-97	1197	<b>7PK1605</b>	ALT, ⇌01/2014
1.4 16V	02/09-	H4J 700	96	1397	<b>7PK1785</b>	ALT
1.5 dCi	02/09-	K9K 832	78	1461	<b>6PK1200</b> <b>6PK1200K1</b> <b>CT1035</b> <b>CT1035K2</b> <b>AP9025</b>	ALT ALT CA CA
	04/09-	K9K 836, K9K 837, K9K 636	81	1461	<b>6PK1200</b> <b>6PK1200K1</b>	ALT ALT







ContiTech



**RENAULT**

SCÉNIC III (JZ0/1\_)



					<b>CT1035</b> <b>CT1035K2</b> <b>CT1035WP4</b> <b>CT1184</b> <b>CT1184K1</b> <b>AP9025</b>	CA, MTR-CODE: K9K 836, K9K 837 CA, MTR-CODE: K9K 836, K9K 837 CA CA, MTR-CODE: K9K 636 CA, MTR-CODE: K9K 636
		K9K 830	63	1461	<b>6PK1200</b> <b>6PK1200K1</b> <b>CT1035</b> <b>CT1035K2</b> <b>CT1035WP3</b> <b>AP9025</b> <b>VD1113</b>	ALT ALT CA CA CA CA
	11/10-	K9K 846	70	1461	<b>6PK1200</b> <b>6PK1200K1</b> <b>CT1035</b> <b>CT1035K2</b> <b>CT1035WP4</b> <b>AP9025</b> <b>AP9066</b>	ALT ALT CA CA CA
1.6 16V	02/09-	K4M 858	81	1598	<b>6PK1200</b> <b>6PK1200K1</b> <b>CT1179</b> <b>CT1179K2</b> <b>CT1179K4</b> <b>CT1179WP2</b> <b>CT1179WP4</b> <b>AP9066</b> <b>VD1113</b>	ALT ALT CA, OE-NO 8200897100 CA, OE-NO 8201069699 CA, OE-NO 8201069699 CA CA 11/2010⇨
1.6 dCi	04/11-	R9M 402, R9M 404	96	1598	<b>7PK1687</b>	ALT
1.9 dCi	02/09-	F9Q 872, F9Q 870	96	1870	<b>7PK1125</b> <b>7PK1125K1</b> <b>CT1150</b> <b>CT1150K1</b> <b>AP9047</b> <b>VD1104</b> <b>MS43</b>	ALT ALT CA CA ONLY WITH MS43 FOR ART-NO: VD1104
2.0 16V	02/09-	M4R 711, M4R 710	103	1997	<b>6PK1217</b> <b>AP9039</b>	ALT
<b>SUPER 5 (B/C40_)</b>						
1.1	10/84-03/95	C1E 750, C1E 752, C1E 754, C1E 756, C1E 760	33-34	1108	<b>AVX10X1150</b> <b>AVX10X800</b>	ALT PS
1.2	01/87-08/90	C1G 702, C1G 720, C1G 722	40	1237	<b>AVX10X1140</b>	ALT
1.4	10/84-08/90	C2J 784, C2J 700, C2J 780, C2J 781, C2J 788, C2J 789, C2J 798	44-52	1397	<b>AVX10X1150</b> <b>AVX10X800</b>	ALT PS
1.6 D	08/85-12/96	F8M 720, F8M 730	40	1596	<b>4PK885</b> <b>5PK884</b> <b>CT596</b> <b>CT596K1</b> <b>CT604</b> <b>CT604K1</b>	ALT, ⇨CH-NO C00000115 ALT, CH-NO C00000116⇨ CA, ⇨12/1987 CA, ⇨12/1987 CA, 01/1988⇨ CA, 01/1988⇨
<b>SUPER 5 Box (S40_)</b>						
1.2	01/87-12/96	C1G 702	44	1237	<b>AVX10X1140</b> <b>AVX10X1150</b>	ALT, (-PS), (-AC) ALT, (PS), (-AC)





ContiTech



**RENAULT**

**SUPER 5 Box (S40)**

					∞ AVX10X800 ∞ 6PK1710	PS ALT, (AC)
--	--	--	--	--	--------------------------	-----------------

**THALIA I (LB0/1/2)**

1.2 16V	04/02-	D4F 712	55	1149	∞ 3PK740 ∞ 4PK1538 ∞ 4PK905 ∞ 4PK925 ∞ 4PK925K1 CT1045 CT1045K1 CT1045WP1 MS45	ALT AC, (PS) PS AC, (-PS) AC, (-PS) CA CA CA CA
---------	--------	---------	----	------	--	---

1.4	08/00-	K7J 700	55	1390	∞ 5PK1110 ∞ 5PK1110K1 ∞ 5PK1750 ∞ 5PK1750K1 ∞ 6PK1750 CT988 CT988K2 AP9025	ALT, (-AC) ALT, (-AC) ALT, (AC), 09/2001⇒ ALT, (AC), 09/2001⇒ ALT, (AC), ⇒09/2001 CA CA, 06/2005⇒, ⇒11/2009
-----	--------	---------	----	------	---	---

1.4 16V	08/00-	K4J 712	72	1390	∞ 5PK1110 ∞ 5PK1110K1 ∞ 5PK1750 ∞ 5PK1750K1 ∞ 6PK1750 ∞ 6PK1750K2 CT1179 CT1179K1 CT1179K3 AP9025	ALT, (-AC) ALT, (-AC) ALT, (AC), 09/2001⇒, ONLY WITH 82 00 603 359, 82 00 104 754 ALT, (AC), 09/2001⇒ ALT, (AC), ⇒09/2001 ALT, (AC), ⇒09/2001 CA, MTR-CODE: K4J712 CA, MTR-CODE: K4J712 CA, MTR-CODE: K4J712
---------	--------	---------	----	------	--	--

1.5 dCi	04/02-	K9K 700	48	1461	∞ 5PK1135 ∞ 5PK1135K1 ∞ 5PK1200 ∞ 5PK1200K1 ∞ 6PK1130 ∞ 6PK1130K1 ∞ 6PK1200 ∞ 6PK1200 ∞ 6PK1200K1 ∞ 6PK1200K2 CT1035 CT1035K1 CT1035K2 CT1035WP1 CT1035WP2 CT1035WP3 AP9025 AP9066 VD1113	ALT, (-AC), ⇒09/2005 ALT, (-AC), ⇒09/2005 ALT, (AC), ⇒01/2005 ALT, (AC), ⇒01/2005 ALT, (-AC), 12/2007⇒ ALT, (-AC), 12/2007⇒, MTR-CODE: K9K 700 ALT, (AC), 09/2005⇒, ⇒12/2007 ALT, (AC), 01/2005⇒ ALT, (AC), 01/2005⇒ ALT, (-AC), 09/2005⇒, ⇒12/2007 CA CA, ⇒08/2003 CA, 09/2003⇒ CA, ⇒08/2003 CA, 09/2003⇒, ⇒03/2004 CA, 04/2004⇒
---------	--------	---------	----	------	---	--

**THALIA II (LU1/2)**

1.2 16V	09/08-	D4F 728	55	1149	∞ 3PK740 ∞ 3PK750 ∞ 3PK750 ∞ 3PK750 ∞ 3PK750 ∞ 3PK750 ∞ 4PK1538 ∞ 4PK1538 ∞ 4PK905	ALT, (-AC), MTR-CODE: D4F728, ⇒03/2009, (Thalia) ⇒09/2012, (Symbol), ALT, (AC) MTR-CODE: D4F736, ⇒09/2012, (Thalia), ALT, (-AC) MTR-CODE: D4F728, (Thalia), 03/2009⇒, ⇒09/2012, ALT, (-AC) ALT, (-AC), ⇒09/2012, (Symbol) ⇒09/2012, (Thalia), ALT, (AC) AC, (PS), ⇒09/2012, (Symbol) AC, (PS), ⇒09/2012, (Thalia) PS, (-AC), (Symbol), ⇒09/2012
---------	--------	---------	----	------	--	--





RENAULT						
<b>THALIA II (LU1/2,)</b>						
					<b>4PK905</b> <b>4PK925</b> <b>4PK925</b> <b>4PK925K1</b> <b>4PK925K1</b> <b>CT1045</b> <b>CT1045K1</b> <b>CT1045WP1</b>	PS, (-AC), (Thalia), ⇨09/2012 AC, (-PS), (Symbol), ⇨09/2012 AC, (-PS), ⇨09/2012, (Thalia) AC, (-PS), ⇨09/2012, (Symbol) AC, (-PS), ⇨09/2012, (Thalia) CA CA CA
1.5 dCi	01/09-	K9K 700	48	1461	<b>6PK1200</b> <b>6PK1200K1</b> <b>CT1035</b> <b>CT1035K2</b> <b>CT1035WP3</b> <b>AP9025</b> <b>AP9066</b>	ALT, (-AC) ALT, (-AC) CA CA, 09/2003⇨ CA, 04/2004⇨
	09/08-	K9K 718	62	1461	<b>6PK1200</b> <b>6PK1200K1</b> <b>CT1035</b> <b>CT1035K2</b> <b>CT1035WP3</b> <b>AP9025</b> <b>VD1113</b>	ALT ALT CA CA CA CA
		K9K 740	47	1461	<b>6PK1200</b> <b>6PK1200K1</b> <b>CT1035</b> <b>CT1035K2</b> <b>CT1035WP3</b> <b>AP9025</b> <b>AP9066</b>	ALT ALT CA CA CA
<b>THALIA III</b>						
1.5 dCi	12/13-	K9K 612	66	1461	<b>AP9025</b> <b>AP9066</b>	
<b>TRAFIC (TXW, TXX)</b>						
1.9 D	06/97-03/01	F8Q 606	44	1870	<b>6PK1138</b> <b>CT935</b> <b>CT935K1</b> <b>CT935K2</b>	ALT CA CA CA
2.1 D	05/89-10/97	852 750, J8S 620, J8S 758	43-47	2068	<b>11,9X1013Ld</b> <b>11,9X758Ld</b> <b>CT522</b> <b>CT522K1</b>	ALT PS CA CA
2.2	06/94-10/97	J7T 600	74	2165	<b>11,9X1013Ld</b> <b>11,9X758Ld</b> <b>CT750</b> <b>CT750K1</b>	ALT PS CA CA
2.5 D	05/89-03/01	8140.67.2500, 8140.67.2580, S8U 750, S8U 752, S8U 758, 8140.67.2550	55	2499	<b>AVX10X950</b> <b>CT1038</b> <b>CT1038K1</b> <b>CT1038K2</b> <b>CT731</b> <b>CT731K1</b>	ALT CA, 10/1990⇨, MTR-NO 1307401⇨ CA, MTR-NO 1307401⇨ CA, MTR-NO 1307401⇨ CA, ⇨09/1990, ⇨MTR-NO 1307400 CA, ⇨MTR-NO 1307400
<b>TRAFIC II (EL, FL, JL)</b>						
1.9 dCi 100	03/01-	F9Q 760	74	1870	<b>5PK1125</b> <b>5PK1125K1</b> <b>6PK1795</b> <b>6PK1795K1</b> <b>6PK1830</b> <b>CT1025</b> <b>CT1025K1</b> <b>CT1025WP2</b> <b>AP9039</b>	ALT, (AC), (-POWER TAKE OFF) ALT, (AC), (-POWER TAKE OFF) ALT, (AC) ALT, (AC) ALT, (AC), (POWER TAKE OFF) CA, MTR-CODE: F9Q760, F9Q762 CA, MTR-CODE: F9Q760, F9Q762 CA, MTR-CODE: F9Q760, F9Q762

RENAULT



ContiTech



**RENAULT**

TRAFIC II (EL, FL, JL)



1.9 dCi 80	03/01-	F9Q 760, F9Q 762	60	1870	<b>AP9043</b> <b>VD1101</b> (AC) <b>VD1118</b> (-AC), (-POWER TAKE OFF)
					<b>5PK1125</b> ALT, (AC), (-POWER TAKE OFF) <b>5PK1125K1</b> ALT, (AC), (-POWER TAKE OFF) <b>6PK1795</b> ALT, (AC) <b>6PK1795K1</b> ALT, (AC), 03/2002⇨ <b>6PK1795K2</b> ALT, (AC), ⇨03/2002 <b>6PK1830</b> ALT, (-AC), (POWER TAKE OFF) <b>CT1025</b> CA, MTR-CODE: F9Q760, F9Q762 <b>CT1025K1</b> CA, MTR-CODE: F9Q760, F9Q762 <b>CT1025WP2</b> CA, MTR-CODE: F9Q760, F9Q762 <b>AP9039</b> <b>AP9043</b> <b>VD1101</b> (AC) <b>VD1118</b> (-AC)
2.0 16V	08/06-	F4R 820	86	1998	<b>5PK1125</b> ALT, (-AC) <b>5PK1125K1</b> CA, (-AC) <b>6PK1795</b> ALT, (AC) <b>6PK1795K1</b> ALT, (AC) <b>CT1130</b> CA <b>AP9039</b> <b>AP9043</b>
2.0 dCi 90, 2.0 dCi 115	08/06-	M9R 780, M9R 782, M9R 786, M9R 692, M9R 630	66-84	1995	<b>7PK1741</b> ALT, (-AC) <b>7PK1970</b> ALT, (AC), (CRSHFT PULLEY) <b>7PK1970</b> ALT, (AC), (CRSHFT PULLEY) <b>7PK1970K1</b> ALT, (AC), (CRSHFT PULLEY) <b>7PK1970K1</b> ALT, (AC), (CRSHFT PULLEY)
2.0, 2.0 16V	03/01-	F4R 720, F4R 722, F4R 820	86-88	1998	<b>5PK1125</b> ALT, (AC) <b>5PK1125K1</b> ALT, (AC) <b>6PK1795</b> ALT, (AC) <b>6PK1795K1</b> ALT, (AC) <b>CT1130</b> CA <b>AP9039</b> <b>AP9043</b>
2.5 dCi 135	05/03-	G9U 730	99	2464	<b>6PK1153</b> ALT, (-AC) <b>6PK1795</b> ALT, (AC) <b>CT1046</b> CA <b>CT1046K1</b> CA <b>AP9039</b> <b>VD1109</b>
2.5 dCi, 2.5 dCi 115, 2.5 dCi 145	08/06-	G9U 630	84-107	2464	<b>7PK1113</b> ALT, (AC), (-POWER TAKE OFF) <b>7PK1795</b> ALT, (AC) <b>7PK1795</b> ALT, (AC), (POWER TAKE OFF), OE-NO 8200833558 <b>7PK1834</b> ALT, (-AC), (POWER TAKE OFF), OE-NO 8200778717 <b>CT1046</b> CA <b>CT1046K1</b> CA <b>AP9047</b> <b>VD1114</b> 09/2010⇨
2.5 DTi	03/03-07/03	G9U 730	99	2463	<b>6PK1153</b> ALT, (-AC) <b>6PK1795</b> ALT, (AC) <b>CT1046</b> CA <b>CT1046K1</b> CA <b>AP9039</b>

**TWINGO I (C06, S06)**

1.2

05/96-	D7F 700, D7F 701, D7F 702, D7F 703, D7F 704, D7F 706	43	1149	<b>AVX10X1155</b> ALT, MTR-CODE: C3G <b>4PK1165</b> ALT, (AC), MTR-CODE: C3G <b>4PK735</b> ALT, MTR-CODE: D7F <b>5PK900</b> AC, MTR-CODE: C3G <b>CT915</b> CA, MTR-CODE: D7F <b>CT915K1</b> CA
--------	--	----	------	---





RENAULT							
<b>TWINGO I (C06, S06)</b>							
	03/93-10/96	C3G 700, C3G 702	40	1239	<b>AVX10X1150</b> <b>4PK1165</b> <b>5PK900</b>	ALT, WP, (AC) ALT, WP, (AC) AC	
	05/96-	D7F 700, D7F 701	40	1149	<b>3PK740</b> <b>4PK1538</b> <b>4PK735</b> <b>4PK925</b> <b>5PK1515</b> <b>5PK915</b> <b>CT915</b> <b>CT915K1</b> <b>CT915WP1</b> <b>CT915WP2</b> <b>MS45</b>	ALT, 11/2000⇒ PS, (AC), 04/2000⇒ ALT, ⇒10/2000 AC, (-PS), 11/2000⇒ PS, (AC), ⇒04/2000 AC, (-PS), ⇒10/2000 CA CA CA CA, ⇒12/2003, OPT	
		D7F 700, D7F 701, D7F 702, D7F 703, D7F 704	43	1149	<b>3PK740</b> <b>4PK1538</b> <b>4PK735</b> <b>4PK905</b> <b>4PK925</b> <b>5PK915</b> <b>CT915</b> <b>CT915K1</b> <b>CT915WP1</b> <b>CT915WP2</b> <b>MS45</b>	ALT, 04/2000⇒, MTR-CODE: D7F 701, D7F 702 PS, (AC), MTR-CODE: D7F 702 ALT, ⇒04/2000, MTR-CODE: D7F 701, D7F 702 PS, (-AC), MTR-CODE: D7F 702 AC, 04/2000⇒ AC, ⇒04/2000 CA CA CA CA, ⇒12/2003, OPT	
1.2 16V	01/01-	D4F 702	55	1149	<b>3PK740</b> <b>4PK925</b> <b>4PK925K1</b> <b>CT1045</b> <b>CT1045K1</b> <b>CT1045WP1</b> <b>MS45</b>	ALT AC AC CA CA CA	
<b>TWINGO II (CNO)</b>							
1.2	03/07-	D7F 800	43	1149	<b>4PK745</b> <b>7PK1035</b> <b>7PK1035K1</b> <b>CT915</b> <b>CT915K1</b> <b>MS45</b>	ALT, (AC) ALT, (AC) ALT, (AC) CA CA	
	1.2 16V, 1.2 Turbo	03/07-	D4F 764, D4F 772, D4F 770, D4F 780, D4F 782	55-74	1149	<b>4PK745</b> <b>7PK1035</b> <b>7PK1035K1</b> <b>CT1045</b> <b>CT1045K1</b> <b>CT1045WP1</b> <b>MS45</b>	ALT, (AC) ALT, (AC) ALT, (AC) CA CA CA
						1.5 dCi	03/07-
	04/08-	K9K 718	62	1461	<b>6PK1200</b> <b>6PK1200K1</b> <b>CT1035</b> <b>CT1035K2</b>	ALT ALT CA CA	

RENAULT



ContiTech



ROVER

## RENAULT

### TWINGO II (CNO\_)

					<b>CT1035WP3</b> <b>AP9025</b> <b>VD1113</b>	CA
1.5 dCi 75, 1.5 dCi 90	10/10-	K9K 820	55-63	1461	<b>6PK1130</b> <b>6PK1130K1</b> <b>6PK1200</b> <b>6PK1200K1</b> <b>CT1035</b> <b>CT1035K2</b> <b>CT1035WP4</b> <b>AP9025</b> <b>AP9066</b> <b>VD1113</b>	ALT, (AC) ALT, (AC), MTR-CODE: K9K 820 ALT, (AC) ALT, (AC) CA CA CA MTR-CODE: K9K 830 MTR-CODE: K9K 820
1.6 RS	05/08-	K4M 854	98	1598	<b>6PK1130</b> <b>6PK1130K1</b> <b>6PK1200</b> <b>6PK1200K1</b> <b>CT1179</b>	ALT, (AC) ALT, (AC) ALT, (AC) ALT, (AC) CA

### TWINGO III

0.9 TCe 90	09/14-	H4B 401	66	898	<b>AP9047</b>	
1.0 SCe 70	09/14-	H4D 400	52	999	<b>AP9047</b>	

### VEL SATIS (BJO\_)

2.2 dCi	06/02-	G9T 702, G9T 703	110	2188	<b>6PK1780</b> <b>6PK1780K1</b> <b>CT1046</b> <b>CT1046K1</b> <b>VD1109</b>	ALT ALT CA CA
3.0 dCi	06/02-	P9X 701	130	2958	<b>6PK1920</b> <b>CT1079</b> <b>CT1079K1</b>	ALT CA CA

### WIND (E4M\_)

1.2	07/10-	D4F 782	74	1149	<b>7PK1035</b> <b>7PK1035K1</b> <b>7PK880</b> <b>CT1045</b> <b>CT1045K1</b> <b>CT1045WP1</b> <b>MS45</b>	ALT, (AC) ALT, (AC) ALT, (AC) CA CA CA
-----	--------	---------	----	------	--	---

### ZOE

ZOE	06/12-	5AM 450	65		<b>CT988</b> <b>CT988K2</b>	CA CA
-----	--------	---------	----	--	--------------------------------	----------

## RENAULT TRUCKS

### MASCOTT

130	01/99-06/04	8140.43.S.2585, 8140.43.S.3585	92	2800	<b>4PK1015</b> <b>6PK1050</b> <b>CT1038</b> <b>CT1038K1</b> <b>CT1038K2</b>	AC ALT CA MTR-CODE: 8140.43.S.2585 MTR-CODE: 8140.43.S.2585
140	01/01-06/04	8140-43 k	103	2800	<b>CT1038</b> <b>CT1038K1</b> <b>CT1038K2</b>	CA CA CA

## ROVER

### 100 / METRO (XP)

111 C/L/S	03/90-12/98	11 K2D, 11 K2A	44	1119	<b>4PK735</b> <b>4PK775</b> <b>CT707</b> <b>CT707K1</b>	ALT ALT, (CARB) CA CA
114 S/L/GTA	03/90-12/98	14 K2A, 14 K2D	55	1396	<b>4PK735</b> <b>4PK775</b> <b>CT707</b>	ALT ALT, (CARB) CA





**ROVER**

**100 / METRO (XP)**

Model	Year	Engine	Power (kW)	Power (hp)	Part Number	Description
25 (RF)					<b>CT707K1</b>	CA
1.4 16V	10/99-05/05	14 K4F, 14 K4M	62-76	1396	<b>3PK750</b> <b>5PK1145</b> <b>5PK1165</b> <b>5PK736</b> <b>CT708</b> <b>CT708K1</b> <b>CT974</b> <b>CT974K1</b> <b>CT974WP1</b>	PS ALT, (AC), ⇨CH-NO YD471564 ALT, (AC), CH-NO YD471565⇨ ALT, (AC) CA, (MECH-TP) CA, (MECH-TP) CA, (AUTOM-TP) CA, (AUTOM-TP) CA, (AUTOM-TP)
1.6 16V	10/99-05/05	16 K4F	80	1588	<b>3PK750</b> <b>5PK1145</b> <b>5PK1165</b> <b>5PK736</b> <b>CT708</b> <b>CT708K1</b> <b>CT974</b> <b>CT974K1</b> <b>CT974WP1</b>	PS ALT, (AC), ⇨CH-NO YD471564 ALT, (AC), CH-NO YD471565⇨ ALT, (AC) CA, (MECH-TP), ⇨MTR-NO 16K4FL34-149202 CA, (MECH-TP), ⇨MTR-NO 16K4FL34-149202 CA, (AUTOM-TP), MTR-NO 16K4FL34-149203⇨ CA, (AUTOM-TP), MTR-NO 16K4FL34-149203⇨ CA, (AUTOM-TP), MTR-NO 16K4FL34-149203⇨
2.0 iDT	10/99-05/05	20 T2N	74	1994	<b>6PK1185</b> <b>6PK1460</b> <b>CT1041</b> <b>CT1041K1</b> <b>CT1042</b> <b>CT1042K1</b> <b>CT950</b> <b>CT950K1</b> <b>CT954</b> <b>CT954K1</b>	ALT, (AC) ALT, (AC) CA, CH-NO YD471565⇨ CA, CH-NO YD471565⇨, MTR-NO 8368⇨ INJP, CH-NO YD471565⇨ INJP, CH-NO YD471565⇨, MTR-NO 8368⇨ INJP, ⇨CH-NO YD471564 INJP, ⇨CH-NO YD471564 CA, ⇨CH-NO YD471564 CA, ⇨CH-NO YD471564
45 (RT)						
1.4	02/00-05/05	14 K4F	76	1396	<b>3PK750</b> <b>5PK1145</b> <b>5PK1165</b> <b>5PK736</b> <b>CT708</b> <b>CT708K1</b> <b>CT974</b> <b>CT974K1</b> <b>CT974WP1</b>	PS ALT, (AC), ⇨CH-NO YD471564 ALT, (AC), CH-NO YD471565⇨ ALT, (AC) CA, (MECH-TP) CA, (MECH-TP) CA, (AUTOM-TP) CA, (AUTOM-TP) CA, (AUTOM-TP)
1.6	02/00-05/05	16 K4F	80	1588	<b>3PK750</b> <b>5PK1145</b> <b>5PK1200</b> <b>5PK736</b> <b>CT708</b> <b>CT708K1</b> <b>CT974</b> <b>CT974K1</b> <b>CT974WP1</b>	PS ALT, (AC), ⇨CH-NO YD471564 ALT, (AC), CH-NO YD471565⇨ ALT, (AC) CA, (MECH-TP) CA, (MECH-TP) CA, (AUTOM-TP) CA, (AUTOM-TP) CA, (AUTOM-TP)
1.8	02/00-05/05	18 K4F	86	1796	<b>3PK750</b> <b>5PK1145</b> <b>5PK1165</b> <b>5PK736</b> <b>CT974</b> <b>CT974K1</b> <b>CT974WP1</b>	PS ALT, (AC), ⇨CH-NO YD471564 ALT, (AC), CH-NO YD471565⇨ ALT, (AC) CA, (AUTOM-TP) CA, (AUTOM-TP) CA, (AUTOM-TP)
2.0 iDT	02/00-05/05	20 T2N	74	1994	<b>6PK1185</b> <b>6PK1460</b> <b>CT1041</b> <b>CT1041K1</b> <b>CT1042</b>	ALT, (AC) ALT, (AC) CA, CH-NO YD471064⇨ CA, CH-NO YD471064⇨, MTR-NO 9370⇨ INJP, CH-NO YD471064⇨





ContiTech



**ROVER**

45 (RT)



- CT1042K1** INJP, CH-NO YD471064⇒, MTR-NO 9370⇒
- CT950** INJP, ⇒CH-NO YD471063
- CT950K1** INJP, ⇒CH-NO YD471063
- CT954** CA, ⇒CH-NO YD471063
- CT954K1** CA, ⇒CH-NO YD471063

75 (RJ)

1.8, 1.8 Turbo

02/99-05/05

K 1.8, 18 K4G

88-110

1796

- 3PK735** PS
- 5PK1145** ALT, AC, OE-NO GMB51145
- 5PK1200** ALT, AC, OE-NO GMB51202
- 5PK736** ALT, (-AC)
- CT974** CA
- CT974K1** CA
- CT974WP1** CA

2.0 CDT

02/99-05/05

M 47 R

85

1950

- 5PK2030** ALT
- 5PK875** AC
- VD1087**

2.0 V6

02/99-05/05

20 K4F

110

1997

- 6PK1285** ALT, (-AC)
- 6PK1560** ALT, (AC)
- CT1096** CA
- CT1096K1** CA
- CT1097** CA, 2x

2.5 V6

10/01-05/05

25 K4F

130

2497

- 6PK1285** ALT, (-AC)
- 6PK1560** ALT, (AC)
- CT1096** CA
- CT1096K1** CA
- CT1097** CA, 2x

200 (RF)

211

01/98-03/00

11 K2D

44

1119

- 5PK1150** ALT, (AC), ⇒CH-NO YD471564
- 5PK1165** ALT, (AC), CH-NO YD471565⇒
- 5PK736** ALT, (-AC)
- CT707** CA, MTR-CODE: 11K2A, 11K2D
- CT707K1** CA, MTR-CODE: 11K2A, 11K2D

214 i

11/95-03/00

14 K2F

55

1396

- 3PK760** PS
- 5PK1145** ALT, AC
- 5PK736** ALT
- CT707** CA, ENGINE: 8V
- CT707K1** CA
- CT708** CA, ENGINE: 16V, ⇒MTR-NO 14K4FK76646037, 14K4FF77655217, 16K4FK79654922, 16K4FK80655076
- CT974** CA, ENGINE: 16V, MTR-NO 14K4FK76646038⇒, 14K4FF77655218⇒, 16K4FK79654923⇒, 16K4FK80655077⇒

214 Si

11/95-03/00

14 K4F

76

1396

- 3PK750** PS
- 5PK1145** ALT, AC
- 5PK736** ALT
- CT707** CA, ENGINE: 8V
- CT708** CA, ENGINE: 16V, ⇒MTR-NO 14K4FK76646037, 14K4FF77655217, 16K4FK79654922, 16K4FK80655076
- CT708K1** CA, ENGINE: 16V, ⇒MTR-NO 14K4FK76646037, 14K4FF77655217, 16K4FK79654922, 16K4FK80655076
- CT974** CA, ENGINE: 16V, MTR-NO 14K4FK76646038⇒, 14K4FF77655218⇒, 16K4FK79654923⇒, 16K4FK80655077⇒
- CT974K1** CA, ENGINE: 16V, MTR-NO 14K4FK76646038⇒, 14K4FF77655218⇒, 16K4FK79654923⇒, 16K4FK80655077⇒
- CT974WP1** CA, ENGINE: 16V, MTR-NO 14K4FK76646038⇒, 14K4FF77655218⇒, 16K4FK79654923⇒.







ContiTech



**ROVER**

**200 (RF)**

↔							16K4FK80655077↔
216 Si	11/95-03/00	16 K4F	82	1588	∞	<b>3PK750</b>	PS
					∞	<b>5PK1145</b>	ALT, AC
					∞	<b>5PK736</b>	ALT
					▲▲▲	<b>CT707</b>	CA, ENGINE: 8V
					▲▲▲	<b>CT708</b>	CA, ENGINE: 16V, (MECH-TP), ↔MTR-NO 16K4FK79654922, 16K4FK80655076, ↔08/1998
					▲▲▲	<b>CT708K1</b>	CA, (MECH-TP), ↔08/1998
					▲▲▲	<b>CT974</b>	CA, ENGINE: 16V, (AUTOM-TP), MTR-NO 16K4FK79654923↔, 16K4FK80655077↔, 09/1998↔
					▲▲▲	<b>CT974K1</b>	CA, (AUTOM-TP), 09/1998↔
					▲▲▲	<b>CT974WP1</b>	CA, (AUTOM-TP), 09/1998↔
220 D/SD, 220 SDi	11/95-03/00	20 T2R, 20 T2N	63-77	1994	∞	<b>6PK1185</b>	ALT, (AC)
					∞	<b>6PK1460</b>	ALT, (AC)
					▲▲▲	<b>CT1041</b>	CA, CH-NO YD471565↔
					▲▲▲	<b>CT1041K1</b>	CA, CH-NO YD471565↔, MTR-NO 8368↔
					▲▲▲	<b>CT1042</b>	INJP, CH-NO YD471565↔
					▲▲▲	<b>CT1042K1</b>	INJP, CH-NO YD471565↔, MTR-NO 8368↔
					▲▲▲	<b>CT950</b>	INJP, ↔CH-NO YD471564
					▲▲▲	<b>CT950K1</b>	INJP, ↔CH-NO YD471564
					▲▲▲	<b>CT954</b>	CA, ↔CH-NO YD471564
					▲▲▲	<b>CT954K1</b>	CA, ↔CH-NO YD471564
<b>200 (XH)</b>							
213 S	09/85-09/89	EV 2	54	1342	∞	<b>3PK735</b>	ALT, (AC), ↔MTR-NO EV21240801
					∞	<b>3PK750</b>	ALT, (AC)
					∞	<b>3PK760</b>	ALT, (AC), MTR-NO EV21240802↔
					▲▲▲	<b>CT546</b>	CA
					▲▲▲	<b>CT546K1</b>	CA
216, 216 Vitesse	03/85-09/89	16 H	61-75	1598	∞	<b>4PK735</b>	ALT, MTR-NO A54A104747↔, A55A101324↔, A56A100144↔, B08A101310↔
					∞	<b>4PK760</b>	ALT, ↔MTR-NO A54A104746, A55A101323, A56A100143, B08A101309
					∞	<b>4PK925</b>	ALT, AC
<b>200 (XW)</b>							
214	09/93-10/95	14 K2A, 14 K2D	55	1396	∞	<b>3PK750</b>	PS
					∞	<b>4PK735</b>	ALT, (AC)
					∞	<b>5PK1145</b>	ALT, (AC)
					▲▲▲	<b>CT707</b>	CA, ENGINE: 8V
					▲▲▲	<b>CT707K1</b>	CA
					▲▲▲	<b>CT708</b>	CA, ENGINE: 16V
214 Si/GSi, 214 GSi/Si	10/89-10/95	14 K4C, 14 K4D, 14 K4F	66-76	1396	∞	<b>3PK750</b>	PS
					∞	<b>4PK735</b>	ALT, (AC)
					∞	<b>5PK1145</b>	ALT, (AC)
					▲▲▲	<b>CT707</b>	CA, ENGINE: 8V
					▲▲▲	<b>CT708</b>	CA, ENGINE: 16V
					▲▲▲	<b>CT708K1</b>	CA
216 GSi	10/89-10/95	D 16 Z2	82	1590	∞	<b>AVX10X888</b>	PS, ENGINE: SOHC
					∞	<b>AVX10X935</b>	PS, ENGINE: DOHC
					∞	<b>3PK760</b>	ALT, ↔CH-NO 605481
					∞	<b>3PK785</b>	ALT, CH-NO 605482↔
					∞	<b>4PK810</b>	AC, 10/1992↔
					∞	<b>4PK875</b>	AC, ↔10/1992
					▲▲▲	<b>CT763</b>	CA, ENGINE: SOHC
					▲▲▲	<b>CT763K1</b>	CA, ENGINE: SOHC
					▲▲▲	<b>CT773</b>	CA, ENGINE: DOHC
218 D	09/91-10/95	XUD9	52	1905	∞	<b>AVX10X505</b>	VACP
					∞	<b>AVX10X715</b>	PS
					∞	<b>5PK698</b>	ALT
					▲▲▲	<b>CT1061</b>	CA





ContiTech



ROVER

**ROVER**

**200 (XW)**



218 TD	09/91-10/95	XUD 7TE	65	1769	<b>CT1061K1</b> <b>CT1061K2</b> <b>CT1061WP3</b>	CA, ⇨10/1992 CA, 11/1992⇨, MTR-CODE: D9B CA, 11/1992⇨, MTR-CODE: D9B
					<b>AVX10X505</b> <b>AVX10X715</b> <b>5PK698</b> <b>CT1061</b> <b>CT1061K1</b> <b>CT1061K2</b>	VACP PS ALT CA CA, ⇨10/1992 CA, 11/1992⇨
220 GTi	09/91-10/95	20 M4F	103	1994	<b>5PK1145</b> <b>5PK1165</b> <b>6PK1448</b> <b>CT543</b> <b>CT803</b> <b>CT803K1</b>	ALT, ⇨10/1992 ALT, 10/1992⇨ ALT, AC CA, ⇨10/1992 CA, 10/1992⇨ CA

**400 (RT)**

1.6 i	05/94-11/98	D 16 Z2	82	1590	<b>3PK750</b> <b>3PK760</b> <b>3PK785</b> <b>3PK815</b> <b>CT708K1</b> <b>CT763</b>	PS ALT, ⇨CH-NO 605481 ALT, CH-NO 605482⇨ AC CA CA
414 Si	05/95-03/00	14 K4F	76	1396	<b>3PK750</b> <b>4PK735</b> <b>5PK1145</b> <b>5PK1200</b> <b>5PK736</b> <b>CT708</b> <b>CT708K1</b> <b>CT974</b> <b>CT974K1</b> <b>CT974WP1</b>	PS ALT, (-AC), ⇨02/1996 ALT, (AC), ⇨CH-NO YD471063 ALT, (AC), CH-NO YD471064⇨ ALT, (-AC), 03/1996⇨ CA, ⇨CH-NO 646036, 655216 CA, ⇨CH-NO 646036, 655216 CA, CH-NO 646037, 655217⇨ CA, CH-NO 646037, 655217⇨ CA, CH-NO 646037, 655217⇨
416 Si	06/95-03/00	D 16 Y2	83	1590	<b>4PK785</b> <b>4PK795</b> <b>4PK810</b> <b>4PK825</b> <b>4PK870</b> <b>CT708</b> <b>CT763</b> <b>CT862</b> <b>CT862K1</b>	ALT AC, ⇨CH-NO AD250028 PS, ⇨CH-NO AD250028 AC, CH-NO AD250029⇨ PS, CH-NO AD250029⇨ CA CA, (AUTOM) CA, MTR-CODE: D16B2 CA, MTR-CODE: D16B2
	05/95-03/00	16 K4F	82	1588	<b>3PK760</b> <b>5PK1145</b> <b>5PK736</b> <b>CT708</b> <b>CT708K1</b> <b>CT763</b> <b>CT974</b> <b>CT974K1</b> <b>CT974WP1</b>	PS ALT, AC ALT CA, MTR-CODE: 16K4F, ⇨MTR-NO 79654922, ⇨08/1998, (MANL-TP) CA, MTR-CODE: 16K4F, ⇨MTR-NO 79654922, ⇨08/1998, (MANL-TP) CA, (AUTOM) CA, MTR-CODE: 16K4F, MTR-NO 79654923⇨, 09/1998⇨, (AUTOM-TP) CA, MTR-CODE: 16K4F, MTR-NO 79654923⇨, (AUTOM-TP), 09/1998⇨ CA, MTR-CODE: 16K4F, MTR-NO 79654923⇨, (AUTOM-TP), 09/1998⇨
420 D, 420 Di	05/95-03/00	20 T2N, 20 T2R	63-77	1994	<b>6PK1185</b> <b>6PK1460</b> <b>CT1041</b> <b>CT1041K1</b> <b>CT1042</b> <b>CT1042K1</b>	ALT, (-AC) ALT, (AC) CA, CH-NO YD471064⇨ CA, CH-NO YD471064⇨, MTR-NO 9370⇨ INJP, CH-NO YD471064⇨ INJP, CH-NO YD471064⇨, MTR-NO 9370⇨





ROVER						
<b>400 (RT)</b>						
↕					<b>CT950</b> <b>CT950K1</b> <b>CT954</b> <b>CT954K1</b>	INJP, ⇨CH-NO YD471063 INJP, ⇨CH-NO YD471063 CA, ⇨CH-NO YD471063 CA, ⇨CH-NO YD471063
420 Si Lux	12/95-03/00	20 T4H	100	1994	<b>5PK1165</b> <b>6PK1448</b> <b>CT803</b> <b>CT803K1</b>	ALT ALT, AC CA CA
<b>400 (XW)</b>						
414 GSi/SI CAT	01/93-04/95	14 K4F	76	1396	<b>3PK750</b> <b>4PK735</b> <b>5PK1145</b> <b>CT707</b> <b>CT708</b> <b>CT708K1</b>	PS ALT, (AC) ALT, (AC) CA, ENGINE: 8V CA, ENGINE: 16V CA
416 GSi	04/90-04/95	D 16 Z2	82	1590	<b>AVX10X935</b> <b>3PK760</b> <b>3PK785</b> <b>4PK810</b> <b>4PK875</b> <b>CT763</b> <b>CT763K1</b> <b>CT773</b>	PS, ENGINE: DOHC ALT, ⇨CH-NO 605481 ALT, CH-NO 605482⇨ AC, 10/1992⇨ AC, ⇨10/1992 CA, ENGINE: SOHC CA, ENGINE: SOHC CA, ENGINE: DOHC
<b>600 (RH)</b>						
618 i/Si	03/96-02/99	F 18 A3	85	1850	<b>4PK1070</b> <b>5PK1100</b> <b>5PK962</b> <b>CT799</b> <b>CT799K1</b> <b>CT800</b> <b>CT800K1</b>	PS ALT, AC ALT CA CA BS BS
620 i, 620 Si	08/93-02/99	F 20 Z1, F 20 Z2	85-96	1997	<b>4PK1070</b> <b>5PK1100</b> <b>5PK950</b> <b>CT799</b> <b>CT799K1</b> <b>CT800</b> <b>CT800K1</b>	PS ALT, (AC) ALT, (AC) CA CA BS BS
620 Sdi	12/94-02/99	20 T2N	77	1994	<b>6PK1180</b> <b>6PK1460</b> <b>CT950</b> <b>CT950K1</b> <b>CT954</b> <b>CT954K1</b>	ALT, 01/1995⇨ ALT, AC, 01/1995⇨ INJP INJP CA CA
<b>MINI</b>						
1300	01/92-11/00	12 A2E, 12 A2L	46	1275	<b>AVX10X825</b>	ALT

SAAB						
<b>900 i Combi Coupe</b>						
2.0 i	11/80-12/88	B201XI, BI 20	85	1985	<b>AVX10X1175</b> <b>AVX10X1250</b> <b>AVX10X825</b> <b>AVX10X975</b> <b>AVX10X975</b> <b>AVX13X1175</b> <b>AVX13X1200</b>	PS, CH-NO C1022812⇨, CH-NO C2008120⇨, CH-NO C3007693⇨, CH-NO C6002219⇨ PS, ⇨CH-NO C1022811, C2008119, C3007692, C6002218 PS, CH-NO K3010694⇨, CH-NO K7015708⇨ ALT, ⇨08/1984 ALT, 2X, 09/1984⇨ AC, CH-NO G3014892⇨, CH-NO H7004142⇨ AC, ⇨CH-NO G2024751, G3014891, H7004141
2.0 Turbo	09/78-07/85	B201S, BSI 20	107	1985	<b>AVX10X1175</b> <b>AVX10X1250</b> <b>AVX10X825</b>	PS, ⇨CH-NO K3010693 PS, ⇨12/1981, 01/1982⇨, ⇨CH-NO C6002218 PS, CH-NO K3010694⇨





ContiTech



**SAAB**

**900 I Combi Coupe**



- AVX10X975** ALT, 12/1983⇔, ⇔01/1984, 2X
- AVX13X1175** AC, CH-NO G2024752⇔
- AVX13X1200** AC, ⇔CH-NO G2024751

**900 II**

2.0 i, 2.0 -16 Turbo	07/93-02/98	B204I, B204L, B206I	96-136	1985	<b>6PK2013</b> ALT
					<b>6PK2625</b> ALT, AC
2.3 -16	07/93-02/98	B234I	110	2290	<b>6PK2013</b> ALT
					<b>6PK2625</b> ALT, AC

**9000**

2.0 -16 CD, 2.0 -16 Turbo CD	09/92-12/98	B202S, B204E, B204S	108-110	1985	<b>AVX13X1275</b> AC
					<b>5PK1610</b> ALT, PS
2.3 -16 CDE Eco-Power	09/93-12/98	B234E	125	2290	<b>6PK2330</b> ALT
					<b>6PK2550</b> ALT, AC

**9000 Hatchback**

2.0 -16 ND Turbo	09/93-12/98	B202S, B204E, B204S	110	1985	<b>AVX13X1275</b> AC
					<b>5PK1592</b> ALT, CH-NO J2017105⇔, CH-NO J8001697⇔, CH-NO J1028861⇔, ⇔12/1993
					<b>5PK1610</b> ALT, ⇔CH-NO J2017104, J8001696, CH-NO J1028860⇔
					<b>6PK2330</b> ALT, (-AC), 01/1994⇔
					<b>6PK2550</b> ALT, (-AC), 01/1994⇔

**9-3 (YS3D)**

2.0 i, 2.0 Turbo	02/98-08/03	B204I, B204E, B205R, B204L, B205L, B205E	96-151	1985	<b>6PK1800</b> ALT, (-AC)
					<b>6PK2345</b> ALT, AC
2.2 TiD	11/00-09/02	D223L	92	2171	<b>6PK1800</b> ALT, (-AC)
					<b>6PK1893</b> ALT, (-AC)
					<b>VD1031</b>
	02/98-11/00	X 22 DTH, D223L	85	2171	<b>6PK1800</b> ALT, (-AC)
					<b>6PK1900</b> ALT, (-AC)
					<b>VD1031</b>

**9-3 (YS3F)**

1.8t	09/02-	B207E	110	1998	<b>5PK1030</b> ALT
1.8 i	01/04-	Z 18 XE	90	1796	<b>5PK1240</b> ALT
					<b>CT975</b> CA
					<b>CT975K3</b> CA
					<b>CT975WP2</b> CA
1.9 TiD	09/04-	Z 19 DT	88	1910	<b>6PK1400</b> ALT, CH-NO 51024444⇔, ⇔CH-NO 71145352, (AUTOM)
					<b>6PK1400</b> ALT, CH-NO 51024444⇔, ⇔CH-NO 71145525, (MANL)
					<b>6PK1413</b> ALT, ⇔CH-NO 5102443
					<b>6PK1413</b> ALT, CH-NO 71145526⇔, (MANL)
					<b>6PK1413</b> ALT, CH-NO 71145353⇔, (AUTOM)
					<b>CT1106</b> CA
					<b>CT1106K1</b> CA
					<b>CT1106WP1</b> CA
					<b>AP9017</b>
					<b>AP9028</b>
					<b>AP9054</b>
		Z 19 DTH	110	1910	<b>6PK1400</b> ALT, CH-NO 51024444⇔, ⇔CH-NO 71145525, (MANL)
					<b>6PK1400</b> ALT, CH-NO 51024444⇔, ⇔CH-NO 71145352, (AUTOM)
					<b>6PK1413</b> ALT, ⇔CH-NO 5102443
					<b>6PK1413</b> ALT, CH-NO 71145526⇔, (MANL)
					<b>6PK1413</b> ALT, CH-NO 71145353⇔, (AUTOM)
					<b>CT1105</b> CA
					<b>CT1105K3</b> CA
					<b>CT1105WP2</b> CA
					<b>AP9017</b>
					<b>AP9028</b>





SAAB						
<b>9-3 (YS3F)</b>						
↔					⊙	<b>AP9054</b>
1.9 TiD	12/07-	Z 19 DTR, A 19 DTR	132	1910	∞	<b>6PK1400</b> ALT, CH-NO 51024444↔, ↔CH-NO 71145525
					⚙️	<b>CT1105</b> CA
					⚙️	<b>CT1105K3</b> CA
					⚙️	<b>CT1105WP2</b> CA
					⊙	<b>AP9017</b>
					⊙	<b>AP9028</b>
					⊙	<b>AP9054</b>
					⊙	<b>VD1065</b>
2.0 t	09/02-	B207R, B207L, B207E	110-154	1998	∞	<b>5PK1030</b> ALT
2.2 TiD	09/02-	D223L	92	2171	∞	<b>6PK1900</b> ALT
					⊙	<b>VD1031</b>
<b>9-5 (YS3E)</b>						
1.9 TiD	01/06-12/09	Z 19 DTH	110	1910	∞	<b>6PK1725</b> ALT
					⚙️	<b>CT1105</b> CA, MTR-CODE: Z19DTH
					⚙️	<b>CT1105K3</b> CA, MTR-CODE: Z19DTH
					⚙️	<b>CT1105WP2</b> CA, MTR-CODE: Z19DTH
					⊙	<b>AP9017</b>
					⊙	<b>AP9054</b>
					⊙	<b>VD1065</b>
					📄	<b>MS30</b> FOR ART-NO: VD1065
2.0 t	09/97-12/09	B205E	110	1985	∞	<b>6PK1980</b> ALT, (AC), (AUTOM)
					∞	<b>6PK2000</b> ALT, (AC), (MANL)
					∞	<b>6PK2433</b> ALT, (AC), CH-NO 43505872↔
					∞	<b>6PK2615</b> ALT, (AC), ↔CH-NO 43505871
2.3 t, 2.3 Turbo	09/97-12/09	B235E, B235R	125-184	2290	∞	<b>6PK1980</b> ALT, (AC), (AUTOM)
					∞	<b>6PK2000</b> ALT, (AC), (MANL)
					∞	<b>6PK2433</b> ALT, (AC), CH-NO 43505872↔
					∞	<b>6PK2615</b> ALT, (AC), ↔CH-NO 43505871
<b>SEAT</b>						
<b>ALHAMBRA (710, 711)</b>						
1.8 TFSI	11/12-	CDA A	118	1798	⊙	<b>AP9009</b>
2.0 TDI	06/10-	CFFB, CFGB	103-125	1968	∞	<b>6PK1070</b> ALT
					∞	<b>6PK1070K1</b> ALT
					⚙️	<b>CT1139</b> CA
					⚙️	<b>CT1139K2</b> CA
					⚙️	<b>CT1139WP6</b> CA, WP
					⊙	<b>AP9001</b>
					📄	<b>MS46</b>
	11/12-	CFGC	130	1968	∞	<b>6PK1070</b> ALT
					∞	<b>6PK1070K1</b> ALT
					⚙️	<b>CT1139</b> CA
					⚙️	<b>CT1139K2</b> CA
					⊙	<b>AP9001</b>
					📄	<b>MS46</b>
<b>ALHAMBRA (7V8, 7V9)</b>						
1.8 T 20V	10/97-03/10	AWC, AJH	110	1781	∞	<b>6DPK1195</b> ALT, PS, AC
					∞	<b>6DPK1195K1</b> ALT, PS, AC
					∞	<b>6PK1120</b> ALT, PS
					⚙️	<b>CT909</b> CA
					⚙️	<b>CT909K2</b> CA, MTR-CODE: AWC
					⚙️	<b>CT909K3</b> CA, MTR-CODE: AWC
					⚙️	<b>CT909K6</b> CA, MTR-CODE: AJH
					⚙️	<b>CT909K7</b> CA, MTR-CODE: AJH
					⚙️	<b>CT909WP1</b> CA, MTR-CODE: AWC
					⚙️	<b>CT909WP4</b> CA, MTR-CODE: AJH
					⊙	<b>AP9001</b>
					⊙	<b>AP9016</b>
					⊙	<b>VD1107</b>



ContiTech



SEAT

**SEAT**

**ALHAMBRA (7V8, 7V9)**  
1.9 TDI

06/00-03/10	AUY, BVK	85	1896	<b>6DPK1195</b> <b>6DPK1195D1</b> <b>6DPK1195K2</b> <b>6DPK1215</b> <b>6DPK1215D1</b> <b>6PK1120</b> <b>CT1028</b> <b>CT1028K2</b> <b>CT1028K3</b> <b>CT1028K3</b> <b>CT1028K4</b> <b>CT1028WP4</b> <b>CT1028WP4</b> <b>AP9001</b> <b>VD1076</b> <b>VD1076</b> <b>VD1091</b> <b>MS17</b> <b>MS18</b>	ALT, (AC), ⇨CH-NO 7M-6-506 378 ALT, (AC), CH-NO 7M-4-507 001⇨, ⇨CH-NO 7M-6-506 378 ALT, (AC), ⇨CH-NO 7M-6-506 378 ALT, (AC), CH-NO 7M-6-506 379⇨ ALT, (AC), CH-NO 7M-6-506 379⇨ ALT, (-AC) MTR-CODE: AUY, BVK, CA, WP MTR-CODE: AUY, ⇨MODEL '02, CA, WP MTR-CODE: AUY, MODEL '03⇨, CA, WP MTR-CODE: BVK, CA, WP MTR-CODE: AUY, ⇨MODEL '02, CA, WP MTR-CODE: AUY, MODEL '03⇨, CA, WP MTR-CODE: BVK, CA, WP MTR-CODE: BVK AUY, CH-NO 7M-4-507 001⇨ MTR-CODE: AUY, ⇨CH-NO 7M-7-507 000 FOR ART-NO: VD1091 FOR ART-NO: VD1076
11/02-11/08	ASZ	96	1896	<b>6DPK1195</b> <b>6DPK1195D1</b> <b>6DPK1195K2</b> <b>6PK1120</b> <b>CT1028</b> <b>CT1028K3</b> <b>CT1028WP3</b> <b>AP9001</b> <b>VD1076</b> <b>VD1091</b> <b>MS17</b> <b>MS18</b>	ALT, (AC) ALT, (AC), CH-NO 7M-4-507 001⇨ ALT, (AC) ALT, (-AC) CA, WP CA, WP CA, WP CH-NO 7M-4-507 001⇨ ⇨CH-NO 7M-4-507 000 FOR ART-NO: VD1091 FOR ART-NO: VD1076
04/96-03/10	1Z, AHU, ANU	66	1896	<b>11,5X730Ld</b> <b>11,5X790Ld</b> <b>6DPK1195</b> <b>6DPK1195D1</b> <b>6DPK1195K2</b> <b>6PK1045</b> <b>6PK1045K1</b> <b>6PK1054</b> <b>6PK1120</b> <b>6PK1145</b> <b>6PK1145K1</b> <b>6PK1153</b> <b>6PK923</b> <b>CT1028</b> <b>CT1028K1</b> <b>CT1028K2</b> <b>CT1028K3</b> <b>CT1028K4</b> <b>CT1028K5</b> <b>CT1028WP4</b> <b>CT1028WP6</b> <b>CT1028WP7</b>	PS, (-AC), MTR-CODE: 1Z, AHU PS, WP, (AC), MTR-CODE: 1Z, AHU ALT, PS, (AC), MTR-CODE: ANU ALT, PS, (AC), MTR-CODE: ANU, CH-NO 7M-4-015 001⇨ ALT, PS, (AC), MTR-CODE: ANU ALT, (-AC), (TENS DAMPER), MTR-CODE: 1Z, AHU, ⇨CH-NO 7M-Y-020 000 ALT, (AC), (TENS DAMPER), MTR-CODE: 1Z, AHU, ⇨CH-NO 7M-Y-020 000 ALT, (-AC), (TENS DAMPER), MTR-CODE: 1Z, AHU, CH-NO 7M-Y-020 001⇨ ALT, PS, (-AC), MTR-CODE: ANU ALT, (AC), MTR-CODE: 1Z, AHU, ⇨09/1999 ALT, (AC), MTR-CODE: 1Z, AHU, ⇨09/1999 ALT, (AC), MTR-CODE: 1Z, AHU, 09/1999⇨ ALT, (-AC), (TENS DAMPER), MTR-CODE: 1Z, AHU CA, WP, MTR-CODE: ANU CA, WP, MTR-CODE: ANU, ⇨MTR-NO 005 000 CA, WP, MTR-CODE: ANU, MTR-NO 005 001⇨, ⇨MODEL '02 CA, WP, MTR-CODE: ANU, MODEL '03⇨ CA, WP, MTR-CODE: ANU, MTR-NO 005 001⇨, ⇨MODEL '02 CA, WP, MTR-CODE: ANU, ⇨MTR-NO 005 000 CA, WP, MTR-CODE: ANU, MODEL '03⇨ CA, WP, MTR-CODE: ANU, ⇨MTR-NO 005 000 CA, WP, MTR-CODE: ANU, MTR-NO 005 001⇨, ⇨MODEL '02





**SEAT**

**ALHAMBRA (7V8, 7V9)**

					<b>CT945</b> <b>CT945K1</b> <b>AP9001</b> <b>AP9004</b> <b>VD1076</b> <b>VD1084</b> <b>VD1091</b> <b>MS13</b> <b>MS17</b> <b>MS18</b>	CA, MTR-CODE: 1Z, AHU CA, MTR-CODE: 1Z, AHU 09/2003⇨ ⇨03/2000 04/2000⇨, ⇨08/2003 FOR ART-NO: VD1084 FOR ART-NO: VD1091 FOR ART-NO: VD1076
	08/96-06/00	AFN, AVG	81	1896	<b>11,5X730Ld</b> <b>11,5X790Ld</b> <b>6PK1045</b> <b>6PK1045K1</b> <b>6PK1054</b> <b>6PK1153</b> <b>6PK923</b> <b>CT945</b> <b>CT945K1</b> <b>AP9001</b> <b>AP9004</b> <b>VD1084</b> <b>MS13</b>	PS, (-AC) PS, WP, (AC) ALT, (-AC), (TENS DAMPER), ⇨CH-NO 7M-Y-509 291 ALT, (-AC), (TENS DAMPER), ⇨CH-NO 7M-Y-509 291 ALT, (AC), (TENS DAMPER), CH-NO 7M-Y-509 292⇨ ALT, (AC) ALT, (-AC), (TENS DAMPER) CA CA MTR-CODE: AVG, AFN FOR ART-NO: VD1084
2.0 i	04/96-03/10	ADY, ATM	85	1984	<b>11,5X755Ld</b> <b>11,9X670Ld</b> <b>6DPK1195</b> <b>6DPK1195K1</b> <b>6PK1033</b> <b>6PK1153</b> <b>6PK1153K1</b> <b>6PK894</b> <b>CT630</b> <b>CT630K1</b> <b>CT908</b> <b>CT908K1</b> <b>AP9001</b> <b>AP9004</b> <b>VD1107</b>	PS, (AC), MTR-CODE: ADY PS, (-AC), MTR-CODE: ADY ALT, PS, AC, MTR-CODE: ATM ALT, PS, AC, MTR-CODE: ATM ALT, MTR-CODE: ADY, FOR ALT: 120A ALT, AC, MTR-CODE: ADY ALT, AC, MTR-CODE: ADY ALT, MTR-CODE: ADY CA, MTR-CODE: ADY CA, MTR-CODE: ADY CA, MTR-CODE: ATM CA, MTR-CODE: ATM
2.0 TDI	11/05-03/10	BRT	103	1968	<b>6DPK1215</b> <b>6DPK1215D1</b> <b>CT1028</b> <b>CT1028K3</b> <b>CT1028WP4</b> <b>AP9001</b> <b>VD1076</b> <b>MS18</b>	ALT, PS, AC ALT, PS, AC CA, WP CA, WP CA, WP FOR ART-NO: VD1076
<b>ALTEA (5P1, 5P5, 5P8)</b>						
1.2 TSI	04/10-	CBZB	77	1197	<b>6PK1432</b> <b>6PK1693</b> <b>AP9012</b>	ALT, (AC) ALT, (AC)
1.4 TSI	11/07-	CAXC	92	1390	<b>6PK1090</b> <b>6PK1733</b> <b>6PK1733K3</b> <b>AP9001</b> <b>AP9012</b>	ALT, (AC) ALT, (AC) ALT, (AC)
1.6	03/04-	BGU, BSE, BSF, CCSA, CMXA	75	1595	<b>6PK1045</b> <b>6PK1045K2</b> <b>6PK900</b> <b>CT908</b> <b>CT908K1</b> <b>CT908WP1</b>	ALT, (AC) ALT, (AC) ALT, (-AC) CA CA CA





ContiTech



**SEAT**

ALTEA (5P1, 5P5, 5P8)



1.6 TDI	10/09-	CAYC	77	1598	<b>AP9001</b> <b>6PK1070</b> <b>6PK1070K1</b> <b>6PK842 ELAST</b> <b>6PK842 ELAST T1</b> <b>CT1139</b> <b>CT1139K2</b> <b>CT1139WP2</b> <b>CT1139WP6</b> <b>AP9001</b> <b>MS18</b>	MTR-CODE: CAYB, CAYC, ALT, (AC) MTR-CODE: CAYB, CAYC, ALT, (AC) MTR-CODE: CAYB, CAYC, ALT, (-AC) MTR-CODE: CAYB, CAYC, ALT, (-AC) MTR-CODE: CAYB, CAYC, CA MTR-CODE: CAYB, CAYC, CA MTR-CODE: CAYB, CAYC, ⇨MODEL '10, CA, WP MTR-CODE: CAYB, CAYC, MODEL '11⇨, CA, WP
1.9 TDI	04/04-	BKC, BJB, BLS, BXE	77	1896	<b>6PK1050</b> <b>6PK1050D2</b> <b>6PK1050K1</b> <b>6PK1050K2</b> <b>6PK948</b> <b>CT1028</b> <b>CT1028K3</b> <b>CT1028WP3</b> <b>AP9001</b> <b>VD1076</b> <b>MS18</b>	ALT, (AC) ALT, (AC) ALT, (AC), CH-NO 5P-5-165 001⇨ ALT, (AC), ⇨CH-NO 5P-5-165 000 ALT, (-AC) CA, WP CA, WP CA, WP FOR ART-NO: VD1076
2.0 TDI	03/04-05/09	AZV	100	1968	<b>6PK1050</b> <b>6PK1050D2</b> <b>6PK1050K2</b> <b>6PK948</b> <b>CT1051</b> <b>CT1051K1</b> <b>CT1051K2</b> <b>CT1051WP1</b> <b>CT1051WP2</b> <b>AP9001</b> <b>VD1076</b> <b>MS18</b> <b>MS37</b>	MTR-CODE: AZV, BKD, ALT, (AC) MTR-CODE: AZV, BKD, ALT, (AC) MTR-CODE: AZV, BKD, ALT, (AC) MTR-CODE: AZV, BKD, ALT, (-AC) MTR-CODE: AZV, BKD, CA, WP CA, WP, MTR-CODE: AZV, BKD, ⇨CH-NO 5P-7-032 500 CA, WP, MTR-CODE: AZV, BKD, CH-NO 5P-7-032 501⇨ CA, WP, ⇨CH-NO 5P-7-032 500, MTR-CODE: AZV, BKD CA, WP, CH-NO 5P-7-032 501⇨, MTR-CODE: AZV, BKD MODEL '07⇨, FOR ART-NO: VD1076 ⇨MODEL '06, FOR ART-NO: VD1076
	11/05-	BMM	103	1968	<b>6PK1050</b> <b>6PK1050D2</b> <b>6PK1050K1</b> <b>6PK948</b> <b>CT1028</b> <b>CT1028K3</b> <b>CT1028WP4</b> <b>AP9001</b> <b>VD1076</b> <b>MS18</b>	ALT, PS, (AC) ALT, PS, (AC) ALT, PS, (AC) ALT, PS, (-AC) CA, WP CA, WP CA, WP FOR ART-NO: VD1076
2.0 TDI 16V	03/04-	BKD, CFHC	103	1968	<b>6PK1050</b> <b>6PK1050D2</b> <b>6PK1050K2</b> <b>6PK1070</b> <b>6PK1070K1</b> <b>6PK842 ELAST</b> <b>6PK842 ELAST T1</b> <b>6PK948</b> <b>CT1051</b> <b>CT1051K1</b> <b>CT1051K2</b>	MTR-CODE: AZV, BKD, ALT, (AC) MTR-CODE: AZV, BKD, ALT, (AC) MTR-CODE: AZV, BKD, ALT, (AC) MTR-CODE: CFHC, ALT, (AC) MTR-CODE: CFHC, ALT, (AC) MTR-CODE: CFHC, ALT, (-AC) MTR-CODE: AZV, BKD, ALT, (-AC) MTR-CODE: AZV, BKD, CA, WP CA, WP, MTR-CODE: AZV, BKD, ⇨CH-NO 5P-7-032 500 CA, WP, MTR-CODE: AZV, BKD, CH-NO 5P-7-032







**SEAT**

SEAT						
<b>ALTEA (5P1, 5P5, 5P8)</b>						
					<b>CT1051WP1</b> <b>CT1051WP2</b> <b>CT1139</b> <b>CT1139K2</b> <b>CT1139WP6</b> <b>AP9001</b> <b>VD1076</b> <b>MS18</b> <b>MS37</b> <b>MS46</b>	501 ⇨ CA, WP, ⇨CH-NO 5P-7-032 500, MTR-CODE: AZV, BKD CA, WP, CH-NO 5P-7-032 501 ⇨, MTR-CODE: AZV, BKD MTR-CODE: CFHC, CA MTR-CODE: CFHC, CA MTR-CODE: CFHC, CA, WP MTR-CODE: BKD MODEL '07 ⇨, FOR ART-NO: VD1076 ⇨MODEL '06, FOR ART-NO: VD1076 FOR ART-NO: VD1111
<b>AROSA (6H)</b>						
1.0	10/98-01/01	AHT	37	997	<b>6PK1480</b> <b>6PK1520</b> <b>6PK1880</b>	ALT, (-PS), (AC), MTR-CODE: AHT ALT, (PS), (-AC), MTR-CODE: AHT ALT, (PS), (AC), MTR-CODE: AHT
	05/97-06/04	AER, ANV, ALD, ALL, AUC	37	999	<b>6PK1070</b> <b>6PK1070K2</b> <b>6PK1125</b> <b>6PK751</b> <b>CT846</b> <b>CT846K1</b> <b>CT846K1</b> <b>CT846K2</b> <b>CT846WP1</b> <b>CT846WP1</b> <b>CT846WP2</b>	ALT, (PS), (-AC), MTR-CODE: AER, AUC, ALL, ALD, ANV ALT, (PS), (-AC), MTR-CODE: AER, AUC, ALL, ALD, ANV ALT, (PS), (AC), MTR-CODE: AER, AUC, ALL, ALD, ANV ALT, (-PS), (-AC), MTR-CODE: AER, AUC, ALL, ALD, ANV CA CA, MTR-CODE: ALD, ANV, AUC, ⇨CH-NO 6H-Y-014 000 CA, MTR-CODE: AER, ALL CA, MTR-CODE: ALD, ANV, AUC, CH-NO 6H-Y-014 001 ⇨ CA, MTR-CODE: ALD, ANV, AUC, ⇨CH-NO 6H-Y-014 000 CA, MTR-CODE: AER, ALL CA, MTR-CODE: ALD, ANV, AUC, CH-NO 6H-Y-014 001 ⇨
1.4	05/97-06/04	AEX, AKV, APQ, ANW, AKK, AUD	44	1390	<b>6PK1070</b> <b>6PK1070K2</b> <b>6PK1125</b> <b>6PK751</b> <b>CT846</b> <b>CT846K1</b> <b>CT846K1</b> <b>CT846K2</b> <b>CT846WP1</b> <b>CT846WP2</b> <b>CT846WP3</b>	ALT, (PS), (-AC) ALT, (PS), (-AC) ALT, (PS), (AC) ALT, (-PS), (-AC) CA CA, MTR-CODE: AKK, ANW, AUD, ⇨CH-NO 6H-Y-014 000 CA, MTR-CODE: AEX, APQ, AKV CA, MTR-CODE: AKK, ANW, AUD, CH-NO 6H-Y-014 001 ⇨ CA, MTR-CODE: AKK, ANW, AUD, ⇨CH-NO 6H-Y-014 000 CA, MTR-CODE: AKK, ANW, AUD, CH-NO 6H-Y-014 001 ⇨ CA, MTR-CODE: AEX, APQ, AKV
1.7 SDI	08/97-06/04	AKU	44	1716	<b>5PK1219</b> <b>CT1012</b> <b>CT1012K1</b> <b>CT1012K2</b> <b>AP9057</b> <b>AP9059</b>	ALT, PS CA CA CA
<b>CORDOBA (6K1, 6K2, 6K5)</b>						
1.4	06/99-12/02	ANW, AKK, AUD	44	1390	<b>6PK1070</b> <b>6PK1070K2</b> <b>6PK1185</b> <b>6PK751</b> <b>CT846</b> <b>CT846K1</b> <b>CT846K2</b>	ALT, (PS), (-AC) ALT, (PS), (-AC) ALT, (PS), (AC) ALT, (-PS), (-AC) CA CA, MTR-CODE: AKK, ⇨MTR-NO 127806 CA, MTR-CODE: AKK, MTR-NO 127807 ⇨

SEAT



ContiTech



SEAT

CORDOBA (6K1, 6K2, 6K5)



					<b>CT846K2</b> <b>CT846WP1</b> <b>CT846WP2</b> <b>CT846WP2</b>	CA, MTR-CODE: ANW, AUD CA, MTR-CODE: AKK, ⇨MTR-NO 127806 CA, MTR-CODE: ANW, AUD CA, MTR-CODE: AKK, MTR-NO 127807⇨
1.4 16V	06/99-10/02	APE, AUA, AQQ, AUB	55-74	1390	<b>6PK1070</b> <b>6PK1070K2</b> <b>6PK1185</b> <b>CT957(SET)</b> <b>CT957K1</b> <b>CT957WP1</b>	ALT, (AC) ALT, (AC) ALT, (AC) CA CA CA
1.4 i	06/94-06/99	ABD, AEX, AKV, APQ	44	1390	<b>6PK1070</b> <b>6PK1070K2</b> <b>6PK1100</b> <b>6PK1153</b> <b>6PK1185</b> <b>6PK737</b> <b>6PK751</b> <b>CT629</b> <b>CT629WP1</b> <b>CT846</b> <b>CT846K1</b> <b>CT846WP3</b>	ALT, PS, (-AC), MTR-CODE: ABD, AEX, ANX, APQ, AKV ALT, PS, (-AC), MTR-CODE: ABD, AEX, ANX, APQ, AKV ALT, PS, (-AC), MTR-CODE: ABD ALT, PS, AC, MTR-CODE: ABD ALT, PS, AC, MTR-CODE: AEX, ANX, APQ, AKV ALT, (-PS), (-AC), MTR-CODE: ABD ALT, (-PS), (-AC), MTR-CODE: AEX, ANX, APQ, AKV CA, MTR-CODE: ABD CA, MTR-CODE: ABD CA, MTR-CODE: AEX, ANX, APQ, AKV CA, MTR-CODE: AEX, ANX, APQ, AKV CA, MTR-CODE: AEX, ANX, APQ, AKV
1.4 i 16V	09/96-06/99	AFH	74	1390	<b>6PK1070</b> <b>6PK1070K2</b> <b>6PK1185</b> <b>6PK751</b> <b>CT907</b>	ALT, PS ALT, (PS), (-AC) ALT, PS, AC ALT CA
1.6	06/99-12/02	ALM	55	1598	<b>6PK1070</b> <b>6PK1070K2</b> <b>6PK1185</b> <b>CT847</b> <b>CT847K1</b> <b>CT847WP1</b>	ALT, (-AC) ALT, (-AC) ALT, (AC) CA CA CA
1.6 i	05/94-06/99	1F	55	1595	<b>11,5X685Ld</b> <b>11,5X755Ld</b> <b>2PJ860</b> <b>6PK1153</b> <b>6PK1153K1</b> <b>6PK894</b> <b>CT637</b> <b>CT637K1</b>	PS, (-AC) PS, WP, (AC) 2.FAN ALT, (AC) ALT, (AC) ALT, WP, (-AC) CA CA
	02/93-06/99	ABU, AEE, ALM	55	1598	<b>2PJ860</b> <b>6PK1070</b> <b>6PK1070K2</b> <b>6PK1100</b> <b>6PK1185</b> <b>6PK737</b> <b>6PK751</b> <b>CT732</b> <b>CT732WP1</b> <b>CT847</b> <b>CT847K1</b> <b>CT847WP1</b>	2.FAN ALT, PS, (-AC), MTR-CODE: AEE, ALM ALT, (PS), (-AC), MTR-CODE: AEE, ALM ALT, PS, (-AC), MTR-CODE: ABU ALT, PS, AC, MTR-CODE: AEE, ALM, ABU ALT, (-PS), (-AC), MTR-CODE: ABU ALT, (-PS), (-AC), MTR-CODE: AEE, ALM CA, MTR-CODE: ABU CA, MTR-CODE: ABU CA, MTR-CODE: AEE, ALM CA, MTR-CODE: AEE, ALM CA, MTR-CODE: AEE, ALM
1.8 i	02/93-06/99	ABS, ADZ, ACC	66	1781	<b>11,5X685Ld</b> <b>11,5X755Ld</b> <b>2PJ860</b> <b>6PK1153</b> <b>6PK894</b> <b>6PK976</b> <b>CT637</b>	PS PS, (AC) 2.FAN ALT, AC ALT ALT, (TP) CA





**SEAT**

**CORDOBA (6K1, 6K2, 6K5)**

↔					<b>CT637K1</b>	CA
1.9 TD	02/93-08/96	AAZ	55	1896	<b>11,5X730Ld</b> <b>11,5X790Ld</b> <b>2PJ860</b> <b>6PK1045</b> <b>6PK1045K1</b> <b>6PK1145</b> <b>6PK1145K1</b> <b>6PK923</b> <b>CT867</b> <b>CT867K1</b> <b>CT867K2</b> <b>VD1084</b> <b>MS13</b>	PS, (-AC) PS, WP, (AC) 2.FAN ALT, (-AC), (TENS DAMPER) ALT, (-AC), (TENS DAMPER) ALT, (AC) ALT, (AC) ALT, (-AC), (TENS DAMPER) CA CA, ⇨MTR-NO 552765 CA, MTR-NO 552766⇨
1.9 TDI	06/99-12/02	AHU, ALH, AGR	66	1896	<b>6PK1045</b> <b>6PK1045K1</b> <b>6PK1145</b> <b>6PK1145K1</b> <b>6PK1660</b> <b>6PK1660K1</b> <b>6PK906</b> <b>6PK906K1</b> <b>6PK923</b> <b>CT1044</b> <b>CT1044</b> <b>CT1044K1</b> <b>CT1044WP1</b> <b>CT946</b> <b>CT946</b> <b>AP9001</b> <b>VD1089</b> <b>MS17</b>	ALT, (-AC), (AUTOM-TP), MTR-CODE: 1Z, AHU ALT, (-AC), (AUTOM-TP), MTR-CODE: 1Z, AHU ALT, (-AC), (AUTOM-TP), MTR-CODE: 1Z, AHU ALT, (-AC), (AUTOM-TP), MTR-CODE: 1Z, AHU ALT, (-AC), MTR-CODE: AGR, ALH ALT, (-AC), MTR-CODE: AGR, ALH ALT, (-AC), MTR-CODE: AGR, ALH ALT, (-AC), MTR-CODE: AGR, ALH ALT, (-AC), MTR-CODE: AGR, ALH ALT, (-AC), (MANL-TP), MTR-CODE: 1Z, AHU CA, MTR-CODE: ALH, MTR-NO 500 001⇨ CA, MTR-CODE: AGR, MTR-NO 565 001⇨ CA, MTR-CODE: AGR, ALH CA, MTR-CODE: AGR, ALH CA, MTR-CODE: AGR, ⇨MTR-NO 500 000 CA, MTR-CODE: AGR, ⇨MTR-NO 565 000
	08/96-06/99	1Z, AHU	66	1896	<b>11,5X730Ld</b> <b>11,5X790Ld</b> <b>2PJ860</b> <b>6PK1045</b> <b>6PK1045K1</b> <b>6PK1145</b> <b>6PK1145K1</b> <b>6PK923</b> <b>CT867</b> <b>CT867K4</b> <b>AP9001</b> <b>AP9004</b> <b>VD1084</b> <b>MS13</b>	PS, (-AC) PS, WP, (AC) 2.FAN ALT, (-AC), (TENS DAMPER) ALT, (-AC), (TENS DAMPER) ALT, (AC) ALT, (-AC), MTR-CODE: 1Z/AHU ALT, (-AC), (TENS DAMPER) CA CA MTR-CODE: AGR, ALH MTR-CODE: AHU, 1Z FOR ART-NO: VD1084
<b>CORDOBA (6K2)</b>						
1.9 SDI	06/99-10/02	AQM, AGP	50	1896	<b>6PK1660</b> <b>6PK1660K2</b> <b>6PK906</b> <b>6PK906K3</b> <b>CT1044</b> <b>CT1044</b> <b>CT1044K1</b> <b>CT1044K1</b> <b>CT1044WP1</b> <b>CT1044WP1</b> <b>CT946</b> <b>CT946</b> <b>CT946K1</b> <b>CT946K1</b>	ALT, (AC) ALT, (AC) ALT, (-AC) ALT, (-AC), MTR-CODE: AGP/AQM CA, MTR-CODE: AQM, MTR-NO 045 001⇨ MTR-CODE: AGP, CA, MTR-NO 595 001⇨ MTR-CODE: AGP, CA, MTR-NO 229 904⇨ CA, MTR-CODE: AQM, MTR-NO 004 133⇨ CA, MTR-CODE: AQM, MTR-NO 004 133⇨ MTR-CODE: AGP, MTR-NO 229 904⇨ MTR-CODE: AGP, CA, ⇨MTR-NO 595 000 CA, MTR-CODE: AQM, ⇨MTR-NO 045 000 CA, MTR-CODE: AQM, ⇨MTR-NO 004 131 MTR-CODE: AGP, CA, ⇨MTR-NO 229 902

SEAT



ContiTech



**SEAT**

**CORDOBA (6K2)**



- AP9001
- VD1089
- MS17

FOR ART-NO: VD1089

**CORDOBA (6L2)**

1.4 16V

09/02-11/09 AUB, BBZ, BBY, BKY 55-74 1390

- 6PK1080 ALT, (AC)
- 6PK1080K1 ALT, (AC)
- 6PK737 ALT, (-AC)
- CT957(SET) CA
- CT957K1 CA
- CT957K3 CA
- CT957WP1 CA

05/06-11/09 BXW 63 1390

- 6PK1080 ALT, (AC)
- 6PK1080K1 ALT, (AC)
- 6PK737 ALT, (-AC)
- CT957(SET) CA
- CT957K1 CA
- CT957WP1 CA

1.4 TDI

05/05-11/09 BNM 51 1422

- 6PK820 ALT, (-AC)
- 6PK995 ALT, (AC)
- 6PK995K1 ALT, (AC)
- CT1028 CA, WP
- CT1028K3 CA, WP
- CT1028WP3 CA, WP
- AP9001

06/05-11/09 BMS, BNV 59 1422

- 6PK1180 ALT, (AC), MTR-CODE: BMS
- 6PK1180K2 ALT, (AC), MTR-CODE: BMS
- 6PK820 ALT, (-AC)
- 6PK995 ALT, (AC), MTR-CODE: BNV
- 6PK995K1 ALT, (AC), MTR-CODE: BNV
- CT1028 CA, WP
- CT1028K3 CA, WP
- CT1028WP3 CA, WP
- AP9001

1.9 SDI

09/02-11/09 ASY 47 1896

- 6PK1095 ALT, AC
- 6PK780 ALT, (-AC)
- CT1044 CA
- CT1044K2 CA
- AP9001

1.9 TDI

10/02-11/09 ASZ, BLT 96 1896

- 6PK1180 ALT, PS, (AC)
- 6PK1180D1 ALT, PS, (AC)
- 6PK1180K2 ALT, PS, (AC)
- 6PK780 ALT, PS, (-AC)
- CT1028 CA, WP
- CT1028K3 CA, WP
- CT1028WP3 CA, WP
- AP9001
- VD1076
- MS18
- MS37

MODEL '06 ⇨, FOR ART-NO: VD1076  
⇨ MODEL '05, FOR ART-NO: VD1076

09/02-11/09 ATD, AXR, BMT 74 1896

- 6PK1180 MTR-CODE: ATD, AXR, BMT, ALT, (AC)
- 6PK1180D1 MTR-CODE: ATD, AXR, ALT, (AC)
- 6PK1180K2 MTR-CODE: ATD, AXR, BMT, ALT, (AC)
- 6PK780 MTR-CODE: ATD, AXR, ALT, (-AC)
- 6PK820 MTR-CODE: BMT, ALT, (-AC)
- CT1028 CA, WP
- CT1028K3 CA, WP
- CT1028WP3 CA, WP
- AP9001
- VD1076
- MS18
- MS37

MODEL '06 ⇨, FOR ART-NO: VD1076  
⇨ MODEL '05, FOR ART-NO: VD1076





**SEAT**

SEAT Model	Year	Code	Power	Year	Part Numbers	Notes	
<b>SEAT EXEO (3R2, 3R5)</b> ↩️ 2.0 TDI	12/08-	CAGA, CJCA	105	1968	<b>6PK1580</b> <b>CT1134</b> <b>CT1134K1</b> <b>CT1134WP2</b> <b>AP9001</b> <b>AP9022</b> <b>VD1076</b> <b>MS18</b>	MTR-CODE: CAGA, CAGB, CAGC, ALT, (AC) MTR-CODE: CAGA, CAGB, CAGC, CA MTR-CODE: CAGA, CAGB, CAGC, CA MTR-CODE: CAGA, CAGB, CAGC, CA, WP MTR-CODE: CAGA, CAGB, CAGC FOR ART-NO: VD1076	
	05/09-	CAHA, CGLB	125	1968	<b>6PK1580</b> <b>CT1134</b> <b>CT1134K1</b> <b>CT1134WP1</b> <b>AP9001</b> <b>AP9022</b> <b>VD1076</b> <b>MS18</b>	MTR-CODE: CAHA, CAHB, ALT, (AC) MTR-CODE: CAHA, CAHB, CA MTR-CODE: CAHA, CAHB, CA MTR-CODE: CAHA, CAHB, CA, WP MTR-CODE: CAHA, CAHB FOR ART-NO: VD1076	
	07/09-	CAGC, CJCC	88	1968	<b>6PK1580</b> <b>CT1134</b> <b>CT1134K1</b> <b>CT1134WP2</b> <b>AP9022</b> <b>VD1076</b> <b>MS18</b>	MTR-CODE: CAGA, CAGB, CAGC, ALT, (AC) MTR-CODE: CAGA, CAGB, CAGC, CA MTR-CODE: CAGA, CAGB, CAGC, CA MTR-CODE: CAGA, CAGB, CAGC, CA, WP MTR-CODE: CAGA, CAGB, CAGC FOR ART-NO: VD1076	
<b>SEAT IBIZA I (021A)</b> 0.9 1.2, 1.2 i 1.5 i CAT	08/86-05/93	146 A 000, 09 NCA	29-32	903	<b>AVX10X813</b>	ALT	
	11/84-12/93	021 A 1000, 021 C.1000	44-52	1193	<b>AVX10X750</b> <b>AVX13X975</b> <b>CT557</b> <b>CT557K1</b>	ALT AC CA CA	
	10/86-05/93	021 C.2000	66	1461	<b>AVX10X750</b> <b>AVX13X975</b> <b>CT557</b>	ALT AC CA	
<b>SEAT IBIZA II (6K1)</b> 1.0 1.0 i 1.3 i 1.4 1.4 i	03/93-09/96	AAU	33	1043	<b>11,9X710Ld</b> <b>6PK1100</b> <b>CT629</b> <b>CT629WP1</b>	ALT, (-PS) ALT, (PS) CA CA	
	09/96-08/99	AER	37	999	<b>6PK1070</b> <b>6PK1070K2</b> <b>6PK1185</b> <b>6PK751</b> <b>CT846</b> <b>CT846K1</b> <b>CT846WP1</b>	ALT, PS ALT, (PS), (-AC) ALT, AC, PS ALT CA CA CA	
	03/93-08/99	2G, AAV	40	1272	<b>11,9X710Ld</b> <b>CT629</b> <b>CT629WP1</b>	ALT CA CA	
	12/97-04/99	ANX	40	1390	<b>6PK1070</b> <b>6PK1185</b> <b>6PK751</b> <b>CT846</b> <b>CT846K1</b>	ALT, (AC), (PS) ALT, (AC) ALT, (AC), (-PS) CA CA	
	09/93-08/99	ABD, AEX, AKV, APQ	44	1390	<b>6PK1070</b> <b>6PK1070K2</b> <b>6PK1100</b> <b>6PK1153</b> <b>6PK1185</b> <b>6PK737</b> <b>6PK751</b> <b>CT629</b>	ALT, PS, (-AC), MTR-CODE: ABD, AEX, ANX, APQ, AKV ALT, PS, (-AC), MTR-CODE: ABD, AEX, ANX, APQ, AKV ALT, PS, (-AC), MTR-CODE: ABD ALT, PS, AC, MTR-CODE: ABD ALT, PS, AC, MTR-CODE: AEX, ANX, APQ, AKV ALT, (-PS), (-AC), MTR-CODE: ABD ALT, (-PS), (-AC), MTR-CODE: AEX, ANX, APQ, AKV CA, MTR-CODE: ABD	
						<b>6PK1070</b> <b>6PK1185</b> <b>CT846</b> <b>CT846K1</b>	ALT, (AC), (PS) ALT, (AC) ALT, (AC), (-PS) CA CA
						<b>11,9X710Ld</b> <b>CT629</b> <b>CT629WP1</b>	ALT CA CA
					<b>6PK1070</b> <b>6PK1185</b> <b>CT846</b> <b>CT846K1</b>	ALT, (AC), (PS) ALT, (AC) ALT, (AC), (-PS) CA CA	

SEAT



ContiTech



**SEAT**

IBIZA II (6K1)



					<b>CT629WP1</b> <b>CT846</b> <b>CT846K1</b> <b>CT846WP3</b>	CA, MTR-CODE: ABD CA, MTR-CODE: AEX, ANX, APQ, AKV CA, MTR-CODE: AEX, ANX, APQ, AKV CA, MTR-CODE: AEX, ANX, APQ, AKV
1.6 i	09/94-06/99	1F	55	1595	<b>11,5X685Ld</b> <b>11,5X755Ld</b> <b>2PJ860</b> <b>6PK1153</b> <b>6PK1153K1</b> <b>6PK894</b> <b>CT637</b> <b>CT637K1</b>	PS, (AC) PS, WP, (AC) 2.FAN ALT, (AC) ALT, (AC) ALT, WP, (-AC) CA CA
	03/93-08/99	ABU, AEE, ALM	55	1598	<b>2PJ860</b> <b>6PK1070</b>  <b>6PK1070K2</b>  <b>6PK1100</b>  <b>6PK1100K1</b>  <b>6PK1153</b> <b>6PK1185</b> <b>CT732</b> <b>CT732WP1</b> <b>CT847</b> <b>CT847K1</b> <b>CT847WP1</b>	2.FAN CH-NO 6K-Z-122 301 ⇄, CH-NO 6K-Z-567 301 ⇄, ALT, PS CH-NO 6K-Z-122 301 ⇄, CH-NO 6K-Z-567 301 ⇄, ALT, PS ⇄CH-NO 6K-Z-122 300, 6K-Z-567 300, ALT, PS, MTR-CODE: ABU ⇄CH-NO 6K-Z-122 300, 6K-Z-567 300, ALT, PS, MTR-CODE: ABU ALT, PS, AC, MTR-CODE: ABU ALT, PS, AC, MTR-CODE: AEE, ALM CA, MTR-CODE: ABU CA, MTR-CODE: ABU CA, MTR-CODE: ALM, AEE CA, MTR-CODE: AEE, ALM CA, MTR-CODE: AEE, ALM
1.8 i	03/93-08/99	ABS, ADZ, ACC	66	1781	<b>11,5X685Ld</b> <b>11,5X755Ld</b> <b>2PJ860</b> <b>6PK1153</b> <b>6PK894</b> <b>6PK976</b> <b>CT637</b> <b>CT637K1</b>	PS PS, (AC) 2.FAN ALT, AC ALT ALT, (TP) CA CA
1.9 D	04/93-08/96	1Y	47	1896	<b>11,5X730Ld</b> <b>11,5X790Ld</b> <b>2PJ860</b> <b>6PK1045</b> <b>6PK1145</b> <b>6PK1145K1</b> <b>6PK923</b> <b>CT867</b> <b>CT867K2</b> <b>VD1084</b> <b>MS13</b>	PS, (-AC) PS, WP, (AC) 2.FAN ALT, (-AC), (TENS DAMPER) ALT, (AC) ALT, (AC) ALT, (-AC), (TENS DAMPER) CA CA FOR ART-NO: VD1084
1.9 SDI	08/96-08/99	AEY	47	1896	<b>11,5X730Ld</b> <b>11,5X790Ld</b> <b>2PJ860</b> <b>6PK1045</b> <b>6PK1145</b> <b>6PK1145K1</b> <b>6PK923</b> <b>CT945</b> <b>CT945K1</b> <b>AP9004</b> <b>VD1084</b> <b>MS13</b>	PS, (-AC) PS, WP, (AC) 2.FAN ALT, (-AC), (TENS DAMPER) ALT, (AC) ALT, (AC) ALT, (-AC), (TENS DAMPER) CA CA FOR ART-NO: VD1084
1.9 TDI	08/96-08/99	1Z, AHU	66	1896	<b>11,5X730Ld</b> <b>11,5X790Ld</b>	PS, (-AC) PS, WP, (AC)





ContiTech



**SEAT**

**IBIZA II (6K1)**

↕					<b>2PJ860</b> <b>6PK1045</b> <b>6PK1045K1</b> <b>6PK1145</b> <b>6PK1145K1</b> <b>6PK923</b> <b>CT867</b> <b>CT867K4</b> <b>AP9004</b> <b>VD1084</b> <b>MS13</b>	2.FAN ALT, (-AC), (TENS DAMPER) ALT, (-AC), (TENS DAMPER) ALT, (AC) ALT, (AC) ALT, (AC), (TENS DAMPER) CA CA FOR ART-NO: VD1084
	2.0 i	03/93-08/99	2E, AGG	85	1984	<b>11,5X685Ld</b> <b>11,5X755Ld</b> <b>2PJ860</b> <b>6PK1153</b> <b>6PK1153K1</b> <b>6PK894</b> <b>6PK976</b> <b>CT630</b> <b>CT630K1</b>

**IBIZA III (6K1)**

↕	1.0	08/99-02/02	ANV, ALD, AUC	37	999	<b>6PK1070</b> <b>6PK1070K2</b> <b>6PK1185</b> <b>6PK751</b> <b>CT846</b> <b>CT846K1</b> <b>CT846K1</b> <b>CT846K2</b> <b>CT846K2</b> <b>CT846WP1</b> <b>CT846WP1</b> <b>CT846WP2</b> <b>CT846WP2</b>	ALT, (PS), (-AC) ALT, (PS), (-AC) ALT, (PS), (AC) ALT, (-PS), (-AC) CA CA, MTR-CODE: ANV CA, MTR-CODE: ALD, ⇨MTR-NO 037 979 CA, MTR-CODE: ALD, MTR-NO 037 980⇨ CA, MTR-CODE: AUC CA, MTR-CODE: ALD, ⇨MTR-NO 037 979 CA, MTR-CODE: ANV CA, MTR-CODE: AUC CA, MTR-CODE: ALD, MTR-NO 037 980⇨
	1.4	08/99-02/02	ANW, AKK, AUD	44	1390	<b>6PK1070</b> <b>6PK1070K2</b> <b>6PK1185</b> <b>6PK751</b> <b>CT846</b> <b>CT846K1</b> <b>CT846K2</b> <b>CT846K2</b> <b>CT846WP1</b> <b>CT846WP2</b> <b>CT846WP2</b>	ALT, (PS), (-AC) ALT, (PS), (-AC) ALT, (PS), (AC) ALT, (-PS), (-AC) CA CA, MTR-CODE: AKK, ⇨MTR-NO 127806 CA, MTR-CODE: AKK, MTR-NO 127807⇨ CA, MTR-CODE: ANW, AUD CA, MTR-CODE: AKK, ⇨MTR-NO 127806 CA, MTR-CODE: ANW, AUD CA, MTR-CODE: AKK, MTR-NO 127807⇨
↕	1.4 16V	05/00-02/02	APE, AUA	55	1390	<b>6PK1070</b> <b>6PK1070K2</b> <b>6PK1185</b> <b>CT957(SET)</b> <b>CT957K1</b> <b>CT957WP1</b>	ALT, PS ALT, (PS), (-AC) ALT, PS, AC CA CA CA
		08/99-02/02	AQQ, AUB	74	1390	<b>6PK1070</b> <b>6PK1070K2</b> <b>6PK1185</b> <b>6PK751</b> <b>CT957(SET)</b> <b>CT957K1</b> <b>CT957WP1</b>	ALT, (AC) ALT, (AC), (PS) ALT, (AC) ALT, (AC), (-PS) CA CA CA
	1.6	08/99-02/02	ALM	55	1598	<b>2PJ860</b> <b>6PK1070</b>	2.FAN ALT, PS, (-AC)



ContiTech



SEAT

**SEAT**

**IBIZA III (6K1)**



					<b>6PK1070K2</b> <b>6PK1185</b> <b>6PK751</b> <b>CT847</b> <b>CT847K1</b> <b>CT847WP1</b>	ALT, PS, (-AC) ALT, PS, AC ALT, (-PS), (-AC) CA, MTR-CODE: AEE, ALM CA, MTR-CODE: AEE, ALM CA, MTR-CODE: AEE, ALM
1.9 SDI	08/99-02/02	AQM, AGP	50	1896	<b>6PK1660</b> <b>6PK1660K2</b> <b>6PK906</b> <b>6PK906K3</b> <b>CT1044</b> <b>CT1044</b> <b>CT1044K1</b> <b>CT1044K1</b> <b>CT1044WP1</b> <b>CT1044WP1</b> <b>CT946</b> <b>CT946</b> <b>CT946K1</b> <b>CT946K1</b> <b>AP9001</b> <b>VD1089</b> <b>MS17</b>	ALT, (AC) ALT, (AC) ALT, (-AC) ALT, (-AC), MTR-CODE: AGP/AQM CA, MTR-CODE: AGP, MTR-NO 595 001 → CA, MTR-CODE: AQM, MTR-NO 045 001 → CA, MTR-CODE: AQM, MTR-NO 004 133 → CA, MTR-CODE: AGP, MTR-NO 229 904 → MTR-CODE: AGP, MTR-NO 229 904 → CA, MTR-CODE: AQM, MTR-NO 004 133 → CA, MTR-CODE: AGP, →MTR-NO 595 000 CA, MTR-CODE: AQM, →MTR-NO 045 000 CA, MTR-CODE: AQM, →MTR-NO 004 131 CA, MTR-CODE: AGP, →MTR-NO 229 902 FOR ART-NO: VD1089
1.9 TDI	08/99-02/02	ALH, AGR	66	1896	<b>6PK1660</b> <b>6PK1660K1</b> <b>6PK906</b> <b>CT1044</b> <b>CT1044</b> <b>CT1044K1</b> <b>CT1044WP1</b> <b>CT946</b> <b>CT946</b> <b>AP9001</b> <b>VD1089</b> <b>MS17</b>	ALT, PS, AC ALT, PS, AC ALT, PS MTR-CODE: ALH, MTR-NO 500001 → CA, MTR-CODE: AGR, MTR-NO 565001 → CA, MTR-CODE: AGR, ALH CA, MTR-CODE: AGR, ALH CA, MTR-CODE: AGR, →MTR-NO 565000 MTR-CODE: ALH, →MTR-NO 500000 FOR ART-NO: VD1089
		ASV, ASK	81	1896	<b>6PK1660</b> <b>6PK1660K2</b> <b>6PK906</b> <b>6PK906K1</b> <b>CT1044</b> <b>CT1044K1</b> <b>CT1044WP1</b> <b>CT946</b> <b>AP9001</b> <b>VD1089</b> <b>MS17</b>	ALT, PS, AC ALT, PS, AC ALT, PS, (-AC) ALT, PS, (-AC) CA, MTR-CODE: ASV, MTR-NO 150001 → CA, MTR-CODE: ASV CA, MTR-CODE: ASV CA, MTR-CODE: ASV, →MTR-NO 150000 MTR-CODE: ASV FOR ART-NO: VD1089
<b>IBIZA IV (6L1)</b>						
1.2	02/02-06/06	AZQ, BME	47	1198	<b>6PK1453</b> <b>6PK1453K2</b> <b>6PK1873</b> <b>6PK1873K1</b> <b>6PK1880</b> <b>AP9006</b>	ALT, (AC) ALT, (-AC) ALT, (AC), CH-NO 6L-3-207 001 → ALT, (AC), CH-NO 6L-3-207 001 → ALT, (AC), →CH-NO 6L-3-207 000
1.2, 1.2 12V	05/06-11/09	BBM, BXV	44-51	1198	<b>6PK1453</b> <b>6PK1453K2</b> <b>6PK1873</b> <b>6PK1873K1</b>	ALT, (AC) ALT, (AC) ALT, (AC) ALT, (AC)
1.4 16V	02/02-11/09	AUB, BBZ	74	1390	<b>6PK1080</b> <b>6PK1080K1</b> <b>6PK1084</b> <b>6PK737</b>	ALT, (AC), CH-NO 6L-2-012 770 → ALT, (AC), CH-NO 6L-2-012 770 → ALT, (AC), →CH-NO 6L-2-012 769 ALT, (AC), CH-NO 6L-2-012 770 →







ContiTech



**SEAT**

IBIZA IV (6L1)



SEAT

					<b>6PK745</b> <b>CT957(SET)</b> <b>CT957K1</b> <b>CT957WP1</b>	ALT, (AC), ⇨CH-NO 6L-2-012 769 CA CA CA
	02/02-12/07	BBY, BKY	55	1390	<b>6PK1080</b> <b>6PK1080K1</b> <b>6PK1084</b> <b>6PK737</b> <b>6PK737</b> <b>6PK745</b> <b>CT957(SET)</b> <b>CT957K1</b> <b>CT957WP1</b>	MTR-CODE: BBY, BKY, ALT, (AC), CH-NO 6L-2-012 770⇨ MTR-CODE: BBY, BKY, ALT, (AC), CH-NO 6L-2-012 770⇨ MTR-CODE: BBY, BKY, ALT, (AC), ⇨CH-NO 6L-2-012 769 MTR-CODE: BKY, ALT, (-AC) MTR-CODE: BBY, ALT, (-AC), CH-NO 6L-2-012 770⇨ MTR-CODE: BBY, ALT, (-AC), ⇨CH-NO 6L-2-012 769 CA CA CA
	05/06-11/09	BXW	63	1390	<b>6PK1080</b> <b>6PK1080K1</b> <b>6PK737</b> <b>CT957(SET)</b> <b>CT957K1</b> <b>CT957K3</b> <b>CT957WP1</b> <b>CT957WP3</b>	ALT, (AC) ALT, (AC) ALT, (AC) CA CA, ⇨CH-NO 6L-6-000 001, ⇨MODEL '05 CA, CH-NO 6L-6-000 001⇨, MODEL '06⇨ CA, ⇨CH-NO 6L-6-000 001, ⇨MODEL '05 CA, CH-NO 6L-6-000 001⇨, MODEL '06⇨
1.4 TDI	05/02-12/05	AMF	55	1422	<b>6PK858</b> <b>6PK995</b> <b>6PK995K1</b> <b>CT1028</b> <b>CT1028K3</b> <b>CT1028WP3</b> <b>AP9001</b>	ALT, PS, (-AC) ALT, PS, (AC) ALT, PS, (AC) CA, WP CA, WP CA, WP
	05/05-11/09	BNM	51	1422	<b>6PK820</b> <b>6PK995</b> <b>6PK995K1</b> <b>CT1028</b> <b>CT1028K3</b> <b>CT1028WP3</b> <b>AP9001</b>	ALT, (-AC) ALT, (AC) ALT, (AC) CA, WP CA, WP CA, WP
	06/05-11/09	BMS, BNV	59	1422	<b>6PK1180</b> <b>6PK1180K2</b> <b>6PK820</b> <b>6PK995</b> <b>6PK995K1</b> <b>CT1028</b> <b>CT1028K3</b> <b>CT1028WP3</b> <b>AP9001</b> <b>AP9022</b>	ALT, (AC), MTR-CODE: BMS ALT, (AC), MTR-CODE: BMS ALT, (AC) ALT, (AC), MTR-CODE: BNV ALT, (AC), MTR-CODE: BNV CA, WP CA, WP CA, WP
1.6 16V	11/06-11/09	BTS	77	1598	<b>6PK1090</b> <b>6PK1733</b> <b>6PK1733K3</b>	ALT, (-AC) ALT, (AC) ALT, (AC)
1.9 SDI	02/02-12/05	ASY	47	1896	<b>6PK1095</b> <b>6PK780</b> <b>CT1044</b> <b>CT1044K2</b> <b>AP9001</b>	ALT, AC ALT, (-AC) CA CA
1.9 TDI	02/02-11/09	ATD, AXR, BMT	74	1896	<b>6PK1180</b> <b>6PK1180D1</b> <b>6PK1180K2</b> <b>6PK780</b> <b>6PK820</b>	MTR-CODE: ATD, AXR, BMT, ALT, (AC) MTR-CODE: ATD, AXR, BMT, ALT, (AC) MTR-CODE: ATD, AXR, BMT, ALT, (AC) MTR-CODE: ATD, AXR, ALT, (-AC) MTR-CODE: BMT, ALT, (-AC)





ContiTech



SEAT

SEAT

IBIZA IV (6L1)



					<b>CT1028</b> <b>CT1028K3</b> <b>CT1028WP1</b> <b>CT1028WP3</b> <b>AP9001</b> <b>VD1076</b> <b>MS18</b> <b>MS37</b>	CA, WP CA, WP CA, WP, ⇄ CH-NO 6L-3-000 000 CA, WP, CH-NO 6L-3-000 001 ⇄ MTR-CODE: BMT, FOR ART-NO: VD1076 MTR-CODE: ATD, AXR, FOR ART-NO: VD1076
	ASZ, BLT	96	1896	<b>6PK1180</b> <b>6PK1180D1</b> <b>6PK1180K2</b> <b>6PK780</b> <b>CT1028</b> <b>CT1028K3</b> <b>CT1028WP1</b> <b>CT1028WP3</b> <b>AP9001</b> <b>VD1076</b> <b>MS37</b>	ALT, PS, (AC) ALT, PS, (AC) ALT, PS, (AC) ALT, PS, (AC) CA, WP CA, WP CA, WP, ⇄ CH-NO 6L-3-000 000 CA, WP, CH-NO 6L-3-000 001 ⇄ FOR ART-NO: VD1076	
1.9 TDI Cupra R	03/04-02/08	BPX, BUK	118	1896	<b>6PK1180</b> <b>6PK1180D1</b> <b>6PK1180K2</b> <b>6PK780</b> <b>CT1028</b> <b>CT1028K3</b> <b>AP9001</b> <b>VD1076</b> <b>MS37</b>	ALT, PS, (AC) ALT, PS, (AC) ALT, PS, (AC) ALT, PS, (AC) CA, WP CA, WP FOR ART-NO: VD1076
<b>IBIZA V (6J1, 6J5, 6J8, 6P1, 6P5, 6P8)</b>						
1.2	03/08-	BZG, CGPA, CJLB	51	1198	<b>6PK1453</b> <b>6PK1453K2</b> <b>6PK1873</b> <b>6PK1873K1</b> <b>AP9022</b>	ALT, (AC) ALT, (AC) ALT, (AC) ALT, (AC)
	07/09-	CGPB	44	1198	<b>6PK1453</b> <b>6PK1453K2</b> <b>6PK1873</b> <b>6PK1873K1</b>	ALT, (AC) ALT, (AC) ALT, (AC) ALT, (AC)
1.2 TDI	04/10-	CFWA	55	1199	<b>6PK1070</b> <b>6PK1070K1</b> <b>6PK842 ELAST</b> <b>6PK842 ELAST T1</b> <b>CT1139</b> <b>CT1139K2</b> <b>CT1139WP6</b> <b>AP9001</b> <b>MS46</b>	ALT, (AC) ALT, (AC) ALT, (AC) ALT, (AC) CA CA MTR-CODE: CFWA, CA, WP
1.2 TSI	09/10-	CBZB	77	1197	<b>6PK1432</b> <b>6PK1693</b> <b>AP9001</b> <b>AP9012</b>	MTR-CODE: CBZB, ALT, (AC) MTR-CODE: CBZB, ALT, (AC)
	08/12-	CBZA	63	1197	<b>6PK1432</b> <b>6PK1693</b> <b>AP9012</b>	ALT, (AC) ALT, (AC)
1.4	03/08-	BXW, CGGB	63	1390	<b>6PK1080</b> <b>6PK1080K1</b> <b>6PK737</b> <b>CT957(SET)</b> <b>CT957K1</b> <b>CT957K1</b> <b>CT957K3</b>	ALT, (AC) ALT, (AC) ALT, (AC) CA CA, ⇄ MODEL '08, MTR-CODE: BXW CA, CH-NO 6L-9-000 001 ⇄, MTR-CODE: BXW CA, CH-NO 6J-9-000 001 ⇄, MTR-CODE: BXW, CGGB





ContiTech



SEAT

IBIZA V (6J1, 6J5, 6J8, 6P1, 6P5, 6P8)

					CT957WP1 CT957WP1 CT957WP3	CA, CH-NO 6L-9-000 001 ⇨, MTR-CODE: BXW CA, ⇨MODEL '08, MTR-CODE: BWX CA, CH-NO 6J-9-000 001 ⇨, MTR-CODE: BXW, CGGB
	03/10-	CGGB	63	1390	6PK1080 6PK1080K1 6PK737 CT957(SET) CT957K3 CT957WP3	ALT, (AC) ALT, (AC) ALT, (AC) CA CA, MTR-CODE: CGGB CA, MTR-CODE: CGGB
1.4 TDI	07/08-06/10	BMS	59	1422	6PK1180 6PK1180K2 6PK820 CT1028 CT1028K3 CT1028WP3 AP9001 AP9022	ALT, (AC) ALT, (AC) ALT, (AC) CA CA CA
1.4 TSI	02/12-	CAVF, CNUB, CTJB, CTHF	110	1390	5PK491 6PK1600 6PK1698 AP9001 AP9012	AIRC ALT, (AC) ALT, (AC)
1.6	05/08-	BTS	77	1598	6PK1090 6PK1733 6PK1733K3	ALT, (AC) ALT, (AC) ALT, (AC)
1.6 TDI	05/09-	CAYB	66	1598	6PK1070 6PK1070K1 6PK842 ELAST 6PK842 ELAST T1 CT1139 CT1139K2 CT1139WP2 CT1139WP6 AP9001 AP9012 VD1076 MS18 MS46	MTR-CODE: CAYB, CAYC, ALT, (AC) MTR-CODE: CAYB, CAYC, ALT, (AC) MTR-CODE: CAYB, CAYC, ALT, (-AC) MTR-CODE: CAYB, CAYC, ALT, (-AC) MTR-CODE: CAYB, CAYC, CA MTR-CODE: CAYB, CAYC, CA MTR-CODE: CAYB, CAYC, ⇨MODEL '11, CA, WP MTR-CODE: CAYB, CAYC, MODEL '12 ⇨, CA, WP
		CAYC, CLNA	77	1598	6PK1070 6PK1070K1 6PK842 ELAST 6PK842 ELAST T1 CT1139 CT1139K2 CT1139WP2 CT1139WP6 AP9001 VD1076 MS18 MS46	MTR-CODE: CAYB, CAYC, CLNA, ALT, (AC) MTR-CODE: CAYB, CAYC, CLNA, ALT, (AC) MTR-CODE: CAYB, CAYC, CLNA, ALT, (-AC) MTR-CODE: CAYB, CAYC, CLNA, ALT, (-AC) MTR-CODE: CAYB, CAYC, CLNA, CA MTR-CODE: CAYB, CAYC, CLNA, CA MTR-CODE: CAYB, CAYC, CLNA, ⇨MODEL '11, CA, WP MTR-CODE: CAYB, CAYC, CLNA, MODEL '12 ⇨, CA, WP
1.9 TDI	03/08-06/10	BLS	77	1896	6PK1180 6PK820 CT1028 CT1028K3 CT1028WP3 AP9001 AP9022 VD1076	ALT, (AC) ALT, (AC) CA CA CA

SEAT



ContiTech



**SEAT**

IBIZA V (6J1, 6J5, 6J8, 6P1, 6P5, 6P8)

↔					<b>MS18</b>	FOR ART-NO: VD1076
2.0 TDI	01/10-	CFHD	105	1968	<b>6PK1070</b>	ALT, (AC)
					<b>6PK1070K1</b>	ALT, (AC)
					<b>6PK842 ELAST</b>	ALT, (AC)
					<b>6PK842 ELAST T1</b>	ALT, (AC)
					<b>CT1139</b>	CA
					<b>CT1139K2</b>	CA
					<b>CT1139WP2</b>	⇒MODEL '11, CA, WP
					<b>CT1139WP6</b>	MODEL '12⇒, CA, WP
					<b>AP9001</b>	
					<b>AP9012</b>	
					<b>MS46</b>	

**INCA (6K9)**

1.4 i	11/95-06/03	AEX, AKV, APQ, AUD	44	1390	<b>6PK1070</b>	ALT, PS
					<b>6PK1070K2</b>	ALT, (PS), (-AC)
					<b>6PK1185</b>	ALT, PS, AC
					<b>6PK751</b>	ALT
					<b>CT846</b>	CA
					<b>CT846K1</b>	CA, MTR-CODE: AEX, AKV, APQ
					<b>CT846K2</b>	CA, MTR-CODE: AUD
					<b>CT846WP2</b>	CA, MTR-CODE: AUD
					<b>CT846WP3</b>	CA, MTR-CODE: AEX, AKV, APQ
1.9 D	11/95-06/03	1Y	47	1896	<b>11,5X730Ld</b>	PS, (-AC)
					<b>11,5X790Ld</b>	PS, WP, (AC)
					<b>6PK1045</b>	ALT, (-AC), (TENS DAMPER)
					<b>6PK1045K1</b>	ALT, (-AC), (TENS DAMPER)
					<b>6PK1145</b>	ALT, (AC)
					<b>6PK1145K1</b>	ALT, (AC)
					<b>6PK923</b>	ALT, (-AC), (TENS DAMPER)
					<b>CT867</b>	CA
					<b>CT867K1</b>	CA, ⇒MTR-NO 705 902
					<b>CT867K2</b>	CA, MTR-NO 705 903⇒
					<b>AP9004</b>	
					<b>VD1084</b>	
					<b>MS13</b>	FOR ART-NO: VD1084
1.9 SDI	11/95-06/03	AEY, AYQ	47	1896	<b>11,5X730Ld</b>	PS, (-AC), MTR-CODE: AEY
					<b>11,5X790Ld</b>	PS, WP, (AC), MTR-CODE: AEY
					<b>6PK1045</b>	ALT, (-AC), (TENS DAMPER), MTR-CODE: AEY
					<b>6PK1045K1</b>	ALT, (-AC), (TENS DAMPER), MTR-CODE: AEY
					<b>6PK1145</b>	ALT, (AC), MTR-CODE: AEY
					<b>6PK1145K1</b>	ALT, (AC), MTR-CODE: AEY
					<b>6PK1660</b>	ALT, PS, (AC), MTR-CODE: AYQ
					<b>6PK1660K1</b>	ALT, PS, (AC), MTR-CODE: AYQ
					<b>6PK906</b>	ALT, PS, (-AC), MTR-CODE: AYQ
					<b>6PK906K1</b>	ALT, PS, (-AC), MTR-CODE: AYQ
					<b>6PK923</b>	ALT, (-AC), (TENS DAMPER), MTR-CODE: AEY
					<b>CT1044</b>	CA, MTR-CODE: AYQ, MTR-NO 005 518⇒
					<b>CT1044K1</b>	CA, MTR-CODE: AYQ
					<b>CT1044WP1</b>	CA, MTR-CODE: AYQ
					<b>CT945</b>	CA, MTR-CODE: AEY
					<b>CT945K1</b>	CA, MTR-CODE: AEY
					<b>CT946</b>	CA, MTR-CODE: AYQ, ⇒MTR-NO 005 517
					<b>AP9004</b>	
					<b>VD1076</b>	MTR-CODE: AYQ, MTR-NO 074 038⇒
					<b>VD1084</b>	MTR-CODE: AEY
					<b>VD1089</b>	MTR-CODE: AYQ, ⇒MTR-NO 074 037
					<b>MS13</b>	FOR ART-NO: VD1084
					<b>MS17</b>	FOR ART-NO: VD1076
					<b>MS37</b>	FOR ART-NO: VD1089

**LEON (1M1)**

1.4 16V	11/99-06/06	APE, AHW, AXP	55	1390	<b>6PK1080</b>	ALT, (-AC)
---------	-------------	---------------	----	------	----------------	------------





SEAT					
LEON (1M1)					
		AUA, BCA			<b>6PK1080K1</b> ALT, (AC) <b>6PK1548</b> ALT, (AC) <b>6PK1548K1</b> ALT, (AC) <b>CT957(SET)</b> CA <b>CT957K1</b> CA, MTR-CODE: APE, AXP, BCA <b>CT957K1</b> CA, MTR-CODE: AHW, MTR-NO 160 001⇨ <b>CT957K2</b> CA, MTR-CODE: AHW, ⇨MTR-NO 160 000 <b>CT957K3</b> CA <b>CT957WP1</b> CA, MTR-CODE: AHW, MTR-NO 160 001⇨ <b>CT957WP1</b> CA, MTR-CODE: APE, AXP, BCA <b>CT957WP4</b> CA, ⇨MTR-NO 160 000, MTR-CODE: AHW
1.6	11/99-06/06	AEH, AKL, APF	74	1595	<b>6DPK1195</b> ALT, (AC) <b>6DPK1195K1</b> ALT, (AC) <b>6PK1120</b> ALT, (-AC) <b>CT908</b> CA <b>CT908K1</b> CA <b>CT908WP1</b> CA <b>AP9001</b>
1.6 16 V	09/00-06/06	ATN, AUS, AZD, BCB	77	1598	<b>6PK1080</b> ALT, PS <b>6PK1080K1</b> ALT, PS <b>6PK1548</b> ALT, PS, AC <b>6PK1548K1</b> ALT, PS, AC <b>CT957(SET)</b> CA <b>CT957K1</b> CA, CH-NO F1M-YB000001⇨ <b>CT957WP2</b> CA
1.8 20V	11/99-06/06	AGN, APG	92	1781	<b>6DPK1195</b> ALT, (AC) <b>6DPK1195K1</b> ALT, (AC) <b>6PK1120</b> ALT, (AC) <b>CT909</b> CA <b>CT909K2</b> CA, CH-NO 1M-YB088 001⇨, CH-NO 1M-YR016 501⇨ <b>CT909K3</b> CA, CH-NO 1M-YB088 001⇨, CH-NO 1M-YR016 501⇨ <b>CT909K6</b> CA, ⇨CH-NO 1M-YB088 000, 1M-YR016 500 <b>CT909K7</b> CA, ⇨CH-NO 1M-YB088 000, 1M-YR016 500 <b>CT909WP1</b> CA, CH-NO 1M-YB088 001⇨, CH-NO 1M-YR016 501⇨ <b>CT909WP4</b> CA, ⇨CH-NO 1M-YB088 000, 1M-YR016 500 <b>AP9001</b> <b>VD1107</b>
1.8 20V T	11/99-06/06	APP, AUQ	132	1781	<b>6DPK1195</b> ALT, PS, AC <b>6DPK1195K1</b> ALT, PS, AC <b>6PK1120</b> ALT, PS <b>CT909</b> CA <b>CT909K2</b> CA, CH-NO 1M-YB088 001⇨, CH-NO 1M-YR016 501⇨ <b>CT909K3</b> CA, CH-NO 1M-YB088 001⇨, CH-NO 1M-YR016 501⇨ <b>CT909K6</b> CA, ⇨CH-NO 1M-YB088 000, 1M-YR016 500 <b>CT909K7</b> CA, ⇨CH-NO 1M-YB088 000, 1M-YR016 500 <b>CT909WP1</b> CA, CH-NO 1M-YB088 001⇨, CH-NO 1M-YR016 501⇨ <b>CT909WP4</b> CA, ⇨CH-NO 1M-YB088 000, 1M-YR016 500 <b>AP9001</b> <b>VD1107</b>
1.9 SDI	11/99-06/06	AQM	50	1896	<b>6PK1660</b> ALT, PS, (AC) <b>6PK1660D1</b> ALT, PS, (AC), CH-NO 1M-3R099 131⇨ <b>6PK1660K2</b> ALT, PS, (AC) <b>6PK906</b> ALT, PS, (-AC) <b>6PK906K3</b> ALT, PS, (-AC) <b>CT1044</b> CA, WP, MTR-NO 045001⇨

SEAT



ContiTech



**SEAT**

LEON (1M1)



					<b>CT1044K1</b> <b>CT1044WP1</b> <b>CT946</b> <b>AP9001</b> <b>VD1076</b> <b>VD1089</b> <b>MS17</b> <b>MS37</b>	CA, WP CA, WP CA, WP, ⇨MTR-NO 045000 CH-NO 1M-3R099 131 ⇨ ⇨CH-NO 1M-3R099 130 FOR ART-NO: VD1089 FOR ART-NO: VD1076
1.9 TDI	11/99-06/06	ALH, AGR	66	1896	<b>6PK1660</b> <b>6PK1660D1</b> <b>6PK1660K1</b> <b>6PK906</b> <b>6PK906K1</b> <b>CT1044</b> <b>CT1044</b> <b>CT1044K1</b> <b>CT1044WP1</b> <b>CT946</b> <b>CT946</b> <b>AP9001</b> <b>VD1076</b> <b>VD1089</b> <b>MS17</b> <b>MS37</b>	ALT, PS, (AC) ALT, PS, (AC), CH-NO 1M-3R099 131 ⇨ ALT, PS, (AC) ALT, PS, (-AC) ALT, PS, (-AC) CA, WP, MTR-CODE: ALH, MTR-NO 500001 ⇨ CA, WP, MTR-CODE: AGR, MTR-NO 565001 ⇨ CA, WP, MTR-CODE: ALH, AGR CA, WP, MTR-CODE: AGR, ALH CA, WP, MTR-CODE: AGR, ⇨MTR-NO 565000 CA, WP, MTR-CODE: ALH, ⇨MTR-NO 500000 CH-NO 1M-3R099 131 ⇨ ⇨CH-NO 1M-3R099 130 FOR ART-NO: VD1089 FOR ART-NO: VD1076
		AHF, ASV	81	1896	<b>6PK1660</b> <b>6PK1660D1</b> <b>6PK1660K1</b> <b>6PK906</b> <b>6PK906K1</b> <b>CT1044</b> <b>CT1044</b> <b>CT1044K1</b> <b>CT1044WP1</b> <b>CT946</b> <b>AP9001</b> <b>VD1076</b> <b>VD1089</b> <b>MS17</b> <b>MS37</b>	ALT, PS, (AC) ALT, PS, (AC), CH-NO 1M-3R099 131 ⇨ ALT, PS, (AC) ALT, PS, (-AC) ALT, PS, (-AC) CA, WP, MTR-CODE: AHF, MTR-NO 595001 ⇨ CA, WP, MTR-CODE: ASV CA, WP, MTR-CODE: ASV, AHF CA, WP, MTR-CODE: ASV, AHF CA, WP, MTR-CODE: AHF, ⇨MTR-NO 595000 CH-NO 1M-3R099 131 ⇨ ⇨CH-NO 1M-3R099 130 FOR ART-NO: VD1089 FOR ART-NO: VD1076
	09/00-06/06	ARL	110	1896	<b>6DPK1195</b> <b>6DPK1195K2</b> <b>6PK1120</b> <b>CT1028</b> <b>CT1028K2</b> <b>CT1028K3</b> <b>CT1028K4</b> <b>CT1028WP5</b> <b>AP9001</b> <b>VD1091</b> <b>MS17</b>	ALT, (AC) ALT, (AC) ALT, (AC) CA CA, MTR-CODE: ARL, ⇨CH-NO 1M-2R120000 CA, MTR-CODE: ARL, CH-NO 1M-2R120001 ⇨ CA, MTR-CODE: ARL, ⇨CH-NO 1M-2R120000 CA, MTR-CODE: ARL, CH-NO 1M-2R120001 ⇨ FOR ART-NO: VD1091
	05/03-06/06	ASZ	96	1896	<b>6DPK1195</b> <b>6DPK1195D2</b> <b>6DPK1195K2</b> <b>6PK1120</b> <b>CT1028</b> <b>CT1028K3</b> <b>CT1028WP4</b> <b>AP9001</b> <b>VD1076</b> <b>VD1091</b> <b>MS17</b>	ALT, (AC) ALT, (AC), MTR-NO ASZ 435 001 ⇨ ALT, (AC) ALT, (-AC) CA, WP CA, WP CA, WP MTR-CODE: ASZ, MTR-NO 435 001 ⇨ MTR-CODE: ASZ, ⇨MTR-NO 435 000 FOR ART-NO: VD1089





SEAT						
<b>LEON (1M1)</b>						
	10/05-06/06	AXR	74	1896	<b>MS37</b> <b>6DPK1195</b> <b>6DPK1195D1</b> <b>6DPK1195K2</b> <b>6PK1120</b> <b>CT1028</b> <b>CT1028K3</b> <b>CT1028WP4</b> <b>AP9001</b> <b>VD1076</b> <b>MS18</b>	FOR ART-NO: VD1076 ALT, (AC) ALT, (AC) ALT, (AC) ALT, (AC) CA, MTR-CODE: AXR CA, MTR-CODE: AXR CA FOR ART-NO: VD1076
1.9 TDI Syncro	05/02-06/06	ARL	110	1896	<b>6DPK1195</b> <b>6DPK1195K2</b> <b>6PK1120</b> <b>CT1028</b> <b>CT1028K2</b> <b>CT1028K3</b> <b>CT1028K4</b> <b>CT1028WP5</b> <b>AP9001</b> <b>VD1091</b> <b>MS17</b>	FOR ART-NO: VD1076 ALT, PS, AC ALT, PS, AC ALT, PS CA CA, MTR-CODE: ARL, ⇨CH-NO 1M-2R120000 CA, MTR-CODE: ARL, CH-NO 1M-2R120001⇨ CA, MTR-CODE: ARL, ⇨CH-NO 1M-2R120000 CA, MTR-CODE: ARL, CH-NO 1M-2R120001⇨ FOR ART-NO: VD1091
<b>LEON (1P1)</b>						
1.2 TSI	02/10-12/12	CBZB	77	1197	<b>6PK1432</b> <b>6PK1693</b> <b>AP9012</b>	MTR-CODE: CBZB, ALT, (-AC) MTR-CODE: CBZB, ALT, (AC)
1.4 16V	06/06-12/12	BXW, CGGB	63	1390	<b>6PK1100</b> <b>6PK1100K1</b> <b>6PK737</b> <b>CT957(SET)</b> <b>CT957K1</b> <b>CT957K3</b> <b>CT957WP1</b> <b>CT957WP3</b>	ALT, (AC) ALT, (AC) ALT, (-AC) CA CA CA, OPT CA CA, OPT
1.4 TSI	11/07-12/12	CAXC	92	1390	<b>6PK1733</b> <b>6PK1733K3</b> <b>AP9001</b> <b>AP9012</b>	ALT, (AC) ALT, (AC)
1.6	07/05-12/12	BSE, BSF, CCSA, CMXA	75	1595	<b>6PK1045</b> <b>6PK1045K2</b> <b>6PK900</b> <b>CT908</b> <b>CT908K1</b> <b>CT908WP1</b> <b>AP9001</b>	ALT, (AC) ALT, (AC) ALT, (AC) CA CA CA
1.6 TDI	02/10-12/12	CAYB, CAYC	66-77	1598	<b>6PK1070</b> <b>6PK1070K1</b> <b>6PK842 ELAST</b> <b>6PK842 ELAST T1</b> <b>CT1139</b> <b>CT1139K2</b> <b>CT1139WP6</b> <b>AP9001</b> <b>MS18</b>	MTR-CODE: CAYB, CAYC, ALT, (AC) MTR-CODE: CAYB, CAYC, ALT, (AC) MTR-CODE: CAYB, CAYC, ALT, (-AC) MTR-CODE: CAYB, CAYC, ALT, (-AC) MTR-CODE: CAYB, CAYC, CA MTR-CODE: CAYB, CAYC, CA MTR-CODE: CAYB, CAYC, CA, WP
1.8 TSI	06/07-12/12	BZB, CDAA	118	1798	<b>6PK1120</b> <b>CT1143</b> <b>CT1143WP1</b> <b>AP9001</b> <b>AP9009</b>	ALT WP WP
1.9 TDI	06/07-12/10	BKC, BLS, BXE,	66-77	1896	<b>6PK1050</b>	ALT, (AC)



ContiTech



**SEAT**

LEON (1P1)



					<b>6PK1050D2</b> <b>6PK1050K1</b> <b>6PK948</b> <b>CT1028</b> <b>CT1028K3</b> <b>CT1028WP3</b> <b>AP9001</b> <b>VD1076</b> <b>MS18</b>	ALT, (AC) ALT, (AC) ALT, (AC) CA CA CA CA FOR ART-NO: VD1076
2.0 FSI	07/05-05/10	BLR, BLY, BVY, BVZ	110	1984	<b>6PK1045</b> <b>6PK1045K2</b> <b>6PK900</b> <b>CT1088</b> <b>CT1088K3</b> <b>CT1088WP4</b> <b>AP9001</b> <b>VD1107</b>	ALT, (AC) ALT, (AC) ALT, (AC) CA CA CA
2.0 TDI	05/06-12/12	BMN, CEGA, CFJA	125	1968	<b>6PK1050</b> <b>6PK1050D2</b> <b>6PK1050K2</b> <b>6PK1070</b> <b>6PK1070K1</b> <b>6PK842 ELAST</b> <b>6PK842 ELAST T1</b> <b>6PK948</b> <b>CT1051</b> <b>CT1051K2</b> <b>CT1051WP2</b> <b>CT1134</b> <b>CT1134K1</b> <b>CT1134WP1</b> <b>CT1139</b> <b>CT1139K2</b> <b>CT1139WP6</b> <b>AP9001</b> <b>VD1076</b> <b>MS18</b> <b>MS46</b>	MTR-CODE: BMN, ALT, (AC) MTR-CODE: BMN, ALT, (AC) MTR-CODE: BMN, ALT, (AC) MTR-CODE: CEGA, CFJA, ALT, (AC) MTR-CODE: CEGA, CFJA, ALT, (AC) MTR-CODE: CEGA, CFJA, ALT, (-AC) MTR-CODE: CEGA, CFJA, ALT, (-AC) MTR-CODE: BMN, ALT, (-AC) MTR-CODE: BMN, CA, WP MTR-CODE: BMN, CA, WP MTR-CODE: BMN, CA, WP MTR-CODE: CEGA, CA, WP MTR-CODE: CEGA, CA, WP MTR-CODE: CEGA, CA, WP MTR-CODE: CFJA, CA MTR-CODE: CFJA, CA MTR-CODE: CFJA, CA, WP MTR-CODE: BMN, CEGA FOR ART-NO: VD1076 FOR ART-NO: VD1111
2.0 TDI 16V	07/05-12/12	BKD, CFHC, CLCB	103	1968	<b>6PK1050</b> <b>6PK1050D2</b> <b>6PK1050K2</b> <b>6PK1070</b> <b>6PK1070K1</b> <b>6PK842 ELAST</b> <b>6PK842 ELAST T1</b> <b>6PK948</b> <b>CT1051</b> <b>CT1051K1</b> <b>CT1051K2</b> <b>CT1051WP1</b> <b>CT1051WP2</b> <b>CT1139</b> <b>CT1139K2</b> <b>CT1139WP6</b> <b>AP9001</b> <b>VD1076</b> <b>MS18</b>	MTR-CODE: AZV, BKD, ALT, (AC) MTR-CODE: AZV, BKD, ALT, (AC) MTR-CODE: AZV, BKD, ALT, (AC) MTR-CODE: CFHC, CLCB, ALT, (AC) MTR-CODE: CFHC, CLCB, ALT, (AC) MTR-CODE: CFHC, CLCB, ALT, (-AC) MTR-CODE: CFHC, CLCB, ALT, (-AC) MTR-CODE: AZV, BKD, ALT, (-AC) MTR-CODE: AZV, BKD, CA, WP CA, WP, MTR-CODE: AZV, BKD, ⇨CH-NO 1P-7-000 000 CA, WP, MTR-CODE: AZV, BKD, CH-NO 1P-7-000 001⇨ CA, WP, ⇨CH-NO 1P-7-000 000, MTR-CODE: AZV, BKD CA, WP, CH-NO 1P-7-000 001⇨, MTR-CODE: AZV, BKD MTR-CODE: CFHC, CLCB, CA MTR-CODE: CFHC, CLCB, CA MTR-CODE: CFHC, CLCB, CA, WP MTR-CODE: BKD FOR ART-NO: VD1076







SEAT						
LEON (1P1)						
2.0 TFSI	05/05-03/09	BWA	147	1984	<b>MS46</b> <b>6PK1054</b> <b>6PK955</b> <b>CT1088</b> <b>CT1088K3</b> <b>CT1088WP3</b> <b>AP9001</b>	FOR ART-NO: VD1111 MTR-CODE: BWA, ALT, (AC) MTR-CODE: BWA, ALT, (-AC) MTR-CODE: BWA, CA, WP MTR-CODE: BWA, CA, WP MTR-CODE: BWA, CA, WP
	11/06-05/11	BJW, CDLD	177	1984	<b>6PK1054</b> <b>6PK955</b> <b>CT1088</b> <b>CT1088K3</b> <b>AP9001</b>	MTR-CODE: BJW, CDLD, ALT, (AC) MTR-CODE: BJW, CDLD, ALT, (-AC) MTR-CODE: BJW, CDLD, CA, WP CA
1.2 TSI	04/14-	CYVB	81	1197	<b>6PK1005</b> <b>6PK745</b> <b>CT1167</b> <b>CT1167K1</b> <b>CT1169</b>	ALT, (AC) ALT, (AC) CA CA WP
	11/13-	CJZB, CYVA	63	1197	<b>6PK1005</b> <b>6PK745</b> <b>CT1167</b> <b>CT1167K1</b>	ALT, (AC) ALT, (AC) CA CA
	12/12-	CJZB, CYVA, CJZA	63-77	1197	<b>6PK1000</b> <b>6PK1005</b> <b>6PK737</b> <b>6PK745</b> <b>CT1167</b> <b>CT1167K1</b>	ALT, (AC), ⇨ 11/2013 ALT, (AC), 11/2013⇨ ALT, (AC), ⇨ 11/2013 ALT, (AC), 11/2013⇨ CA CA
1.4 TGI	09/12-	CPWA, CMBA, CXSA, CHPA, CPTA	81-103	1395	<b>6PK1000</b> <b>6PK1005</b> <b>6PK737</b> <b>6PK745</b> <b>CT1167</b> <b>CT1167K1</b> <b>CT1169</b>	ALT, (AC), ⇨ 11/2013 ALT, (AC), 11/2013⇨ ALT, (AC), ⇨ 11/2013 ALT, (AC), 11/2013⇨ CA CA WP
1.4 TSI	05/14-	CZCA, CZEA	92-110	1395	<b>6PK1005</b> <b>6PK745</b> <b>CT1167</b> <b>CT1167K1</b> <b>CT1169</b>	ALT, (AC) ALT, (AC) CA CA WP
1.6 TDI	10/13-	CLHA, CLHB	66-77	1598	<b>6PK1026</b> <b>6PK799 ELAST</b> <b>6PK799 ELAST T1</b> <b>CT1168</b> <b>CT1168K1</b> <b>AP9022</b> <b>VD1076</b> <b>MS46</b>	ALT, (AC) ALT, (AC) ALT, (AC) CA CA FOR ART-NO: VD1076
	11/12-	CLHA, CLHB, CRKB, CXXB, DBKA	66-81	1598	<b>6PK1026</b> <b>6PK799 ELAST</b> <b>6PK799 ELAST T1</b> <b>CT1168</b> <b>CT1168K1</b> <b>VD1076</b> <b>MS46</b>	ALT, (AC) ALT, (AC) ALT, (AC) CA CA FOR ART-NO: VD1076
1.8 TSI	02/13-	CJSA, CJSB	132	1798	<b>6PK1130</b>	ALT
2.0 TDI	02/13-	CRVA, CRVC, CKFC, CRMB, CRLB, CRBC, CUPA, CUNA	81-135	1968	<b>6PK1026</b> <b>6PK799 ELAST</b> <b>6PK799 ELAST T1</b> <b>CT1168</b> <b>CT1168K1</b>	ALT, (AC) ALT, (AC) ALT, (AC) CA CA

SEAT



ContiTech



**SEAT**

LEON (5F1, 5F5, 5F8,)



					AP9022 VD1076 MS46	FOR ART-NO: VD1076
10/12-	CKFC, CRMB, CRVC, CRVA, CUPA, CUNA	81-135	1968		6PK1026 6PK799 ELAST 6PK799 ELAST T1 CT1168 CT1168K1 VD1076 MS46	ALT, (AC) ALT, (AC) ALT, (AC) CA CA FOR ART-NO: VD1076

**MALAGA (023A)**

1.2

05/85-12/93	021 A 1000	44	1193		AVX10X750 AVX13X975 CT557 CT557K1	ALT AC CA CA
-------------	------------	----	------	--	--	-----------------------

**MARBELLA (28, 028A)**

0.8

08/86-12/93	08 NCA	25	843		AVX10X813	ALT
-------------	--------	----	-----	--	-----------	-----

0.9 CAT

11/96-10/98	08 NCB	30	899		AVX10X800	ALT
-------------	--------	----	-----	--	-----------	-----

0.9, 0.9 CAT

01/87-10/98	08 NCB, 09 NCA, 09 NCB, 100 GL 7000	29-32	899-903		AVX10X813	ALT
-------------	-------------------------------------	-------	---------	--	-----------	-----

**Mii (KF1\_)**

1.0, 1.0 EcoFuel

10/11-	CHYA, CHYB, CPGA	44-55	999		6PK1000 6PK701 ELAST 6PK701 ELAST T1 6PK737 6PK989 ELAST CT1167 CT1167K1 AP9012	ALT, (AC), (START-STOP) ALT, (AC), (-START-STOP) ALT, (AC), (-START-STOP) ALT, (AC), (START-STOP) ALT, (AC) CA CA
--------	------------------	-------	-----	--	--	---

**TERRA Box (024A)**

0.9

01/87-12/95	09 NCA	29	903		AVX10X800	ALT
-------------	--------	----	-----	--	-----------	-----

**TOLEDO I (1L)**

1.6 i

05/91-03/99	1F	52-55	1595		11,5X685Ld 11,5X755Ld AVX10X630 AVX10X730 AVX10X865 AVX10X950 AVX13X950 2PJ800 6PK1153 6PK1153K1 6PK894 CT637 CT637K1	PS, (-AC), CH-NO 1L-ZD304851 ⇄ WP, PS, (AC), CH-NO 1L-ZD304851 ⇄ ALT, (AC), ⇄CH-NO 1L-ZD304850 PS, ⇄CH-NO 1L-ZD304850 ALT, (PS), ⇄CH-NO 1L-ZD304850 ALT, ⇄CH-NO 1L-ZD304850 AC, ⇄CH-NO 1L-ZD304850 2.FAN ALT, AC, CH-NO 1L-ZD304851 ⇄ ALT, AC, CH-NO 1L-ZD304851 ⇄ ALT, WP, (-AC), CH-NO 1L-ZD304851 ⇄ CA CA
-------------	----	-------	------	--	---	--

11/96-03/99	AFT	74	1595		11,5X685Ld 11,5X755Ld 2PJ860 6PK1153 6PK894 CT848 CT848K4	PS, (AC) WP, PS, (AC) 2.FAN ALT, AC ALT, PS, WP, (-AC) CA CA
-------------	-----	----	------	--	---	--

1.8 i

05/91-12/96	RP	65	1781		AVX10X630 AVX10X730 AVX10X865 AVX10X950 AVX13X950 CT637 CT637K1	ALT, (AC) PS ALT, (PS) ALT AC CA CA
-------------	----	----	------	--	---	---

11/93-12/96	ABS, ADZ, ACC	66	1781		11,5X685Ld 11,5X755Ld	PS PS, (AC)
-------------	---------------	----	------	--	--------------------------	----------------





ContiTech



SEAT

TOLEDO I (1L)

					2PJ800 6PK1153 6PK894 CT637 CT637K1	2.FAN ALT, AC ALT CA CA
1.9 D	05/91-03/99	1Y	50	1896	11,5X730Ld 11,5X790Ld 11,9X650Ld 11,9X950Ld AVX10X700 AVX13X950 AVX13X950 2PJ800 6PK1045 6PK1145 6PK1145K1 6PK923 CT867 CT867K1 CT867K2 VD1084 MS13	PS, (-AC), CH-NO 1L-ZD304 851 ⇄ PS, (AC) PS, (-AC), ⇄CH-NO 1L-ZD304 850 ALT, (-AC), ⇄10/1993 ALT, (AC), ⇄CH-NO 1L-ZD 304 850 AC, ⇄CH-NO 1L-ZD304 850 ALT, (AC), ⇄CH-NO 1L-ZD304 850 2.FAN ALT, (-AC), FOR ALT: 120A ALT, (AC), CH-NO 1L-ZD304 851 ⇄ ALT, (AC), CH-NO 1L-ZD304 851 ⇄ ALT, (-AC) CA CA, ⇄MTR-NO 705 902 CA, MTR-NO 705 903 ⇄ FOR ART-NO: VD1084
1.9 TD	05/91-03/99	AAZ	55	1896	11,5X730Ld 11,5X790Ld 11,9X650Ld 11,9X950Ld AVX10X700 AVX13X950 AVX13X950 2PJ860 6PK1045 6PK1145 6PK1145K1 6PK923 CT867 CT867K1 CT867K2 VD1084 MS13	PS, (-AC), CH-NO 1L-ZD304 851 ⇄ PS, (AC) PS, (-AC), ⇄CH-NO 1L-ZD304 850 ALT, (-AC), ⇄10/1993 ALT, (AC), ⇄CH-NO 1L-ZD 304 850 ALT, (-AC), ⇄CH-NO 1L-ZD304 850 AC, ⇄CH-NO 1L-ZD304 850 2.FAN ALT, (-AC), FOR ALT: 120A ALT, (AC), CH-NO 1L-ZD304 851 ⇄ ALT, (AC), CH-NO 1L-ZD304 851 ⇄ ALT, (-AC) CA CA, ⇄MTR-NO 705 902 CA, MTR-NO 705 903 ⇄ FOR ART-NO: VD1084
1.9 TDI	08/95-03/99	1Z, AHU	66	1896	11,5X730Ld 11,5X790Ld 2PJ800 2PJ860 6PK1045 6PK1145 6PK1145K1 6PK923 CT867 CT867K3 CT867K3 CT867K4 CT867K4 AP9004 VD1084 MS13	PS, (-AC) PS, WP, (AC) 2.FAN, OE-NO 1H0 119 137 2.FAN, OE-NO 1H0 119 137 A ALT, (-AC), FOR ALT: 120A ALT, (AC) ALT, (AC) ALT, (-AC) CA CA, MTR-CODE: AHU, ⇄MTR-NO 136 385 CA, MTR-CODE: 1Z, ⇄MTR-NO 289 576 CA, MTR-CODE: AHU, MTR-NO 136 386 ⇄ CA, MTR-CODE: 1Z, MTR-NO 289 577 ⇄ FOR ART-NO: VD1084
2.0 i	05/91-03/99	2E, AGG	85	1984	AVX10X625 AVX10X730 AVX10X865 AVX10X950 AVX13X950	ALT, (AC) PS ALT, (PS) ALT AC



ContiTech



**SEAT**

**TOLEDO I (1L)**



**TOLEDO II (1M2)**

					<b>2PJ800</b> <b>2PJ860</b> <b>CT630</b> <b>CT630K1</b>	2.FAN 2.FAN CA CA
1.6	10/98-07/04	AEH, AKL, APF	74	1595	<b>6DPK1195</b> <b>6DPK1195K1</b> <b>6PK1120</b> <b>CT908</b> <b>CT908K1</b> <b>CT908WP1</b>	ALT, (AC) ALT, (AC) ALT, (AC) CA CA CA
1.6 16V	06/00-05/06	AUS, AZD, BCB	77	1598	<b>6PK1080</b> <b>6PK1080K1</b> <b>6PK1548</b> <b>6PK1548K1</b> <b>CT957(SET)</b> <b>CT957K1</b> <b>CT957WP2</b>	ALT, PS ALT, PS ALT, PS, AC ALT, PS, AC CA CA, CH-NO F1M-YB000001 ⇄ CA
1.8 20V	10/98-07/04	AGN, APG	92	1781	<b>6DPK1195</b> <b>6DPK1195K1</b> <b>6PK1120</b> <b>CT909</b> <b>CT909K2</b> <b>CT909K3</b> <b>CT909K6</b> <b>CT909K7</b> <b>CT909WP1</b> <b>CT909WP4</b> <b>AP9001</b> <b>VD1107</b>	ALT, (AC) ALT, (AC) ALT, (AC) CA CA, CH-NO 1M-YB088 001 ⇄, CH-NO 1M-YR016 501 ⇄ CA, CH-NO 1M-YB088 001 ⇄, CH-NO 1M-YR016 501 ⇄ CA, ⇄CH-NO 1M-YB088 000, 1M-YR016 500 CA, ⇄CH-NO 1M-YB088 000, 1M-YR016 500 CA, CH-NO 1M-YB088 001 ⇄, CH-NO 1M-YR016 501 ⇄ CA, ⇄CH-NO 1M-YB088 000, 1M-YR016 500
1.9 TDI	03/99-07/04	ALH, AGR	66	1896	<b>6PK1660</b> <b>6PK1660D1</b> <b>6PK1660K1</b> <b>6PK906</b> <b>6PK906K1</b> <b>CT1044</b> <b>CT1044</b> <b>CT1044K1</b> <b>CT1044WP1</b> <b>CT946</b> <b>CT946</b> <b>AP9001</b> <b>VD1076</b> <b>VD1089</b> <b>MS17</b> <b>MS37</b>	ALT, PS, (AC) ALT, PS, (AC), CH-NO 1M-3R099 131 ⇄ ALT, PS, (AC) ALT, PS, (AC) ALT, PS, (AC) CA, WP, MTR-CODE: ALH, MTR-NO 500001 ⇄ CA, WP, MTR-CODE: AGR, MTR-NO 565001 ⇄ CA, WP, MTR-CODE: AGR, ALH CA, WP, MTR-CODE: AGR, ALH CA, WP, MTR-CODE: AGR, ⇄MTR-NO 565000 CA, WP, MTR-CODE: ALH, ⇄MTR-NO 500000 CH-NO 1M-3R099 131 ⇄ ⇄CH-NO 1M-3R099 130 FOR ART-NO: VD1089 FOR ART-NO: VD1076
	10/98-07/04	AHF, ASV	81	1896	<b>6PK1660</b> <b>6PK1660D1</b> <b>6PK1660K1</b> <b>6PK906</b> <b>6PK906K1</b> <b>CT1044</b> <b>CT1044</b> <b>CT1044K1</b> <b>CT1044WP1</b> <b>CT946</b> <b>AP9001</b> <b>VD1076</b>	ALT, PS, (AC) ALT, PS, (AC), CH-NO 1M-3R099 131 ⇄ ALT, PS, (AC) ALT, PS, (AC) ALT, PS, (AC) CA, WP, MTR-CODE: AHF, MTR-NO 595001 ⇄ CA, WP, MTR-CODE: ASV CA, WP, MTR-CODE: ASV, AHF CA, WP, MTR-CODE: ASV, AHF CA, WP, MTR-CODE: AHF, ⇄MTR-NO 595000 CH-NO 1M-3R099 131 ⇄





SEAT						
<b>TOLEDO II (1M2)</b>						
					<b>VD1089</b> <b>MS17</b> <b>MS37</b>	⇨CH-NO 1M-3R099 130 FOR ART-NO: VD1089 FOR ART-NO: VD1076
<b>TOLEDO III (5P2)</b>						
1.6	10/04-05/09	BGU, BSE, BSF, CCSA	75	1595	<b>6PK1045</b> <b>6PK1045K2</b> <b>6PK900</b> <b>CT908</b> <b>CT908K1</b> <b>CT908WP1</b> <b>AP9001</b>	ALT, (AC) ALT, (AC) ALT, (-AC) CA CA CA
1.9 TDI	10/04-05/09	BKC, BJB, BLS, BXE	77	1896	<b>6PK1050</b> <b>6PK1050D2</b> <b>6PK1050K1</b> <b>6PK948</b> <b>CT1028</b> <b>CT1028K3</b> <b>CT1028WP3</b> <b>AP9001</b> <b>VD1076</b> <b>MS18</b>	ALT, (AC) ALT, (AC) ALT, (AC) ALT, (-AC) CA, WP CA, WP CA, WP, MTR-CODE: BXE FOR ART-NO: VD1076
2.0 TDI 16V	04/04-05/09	BKD	103	1968	<b>6PK1050</b> <b>6PK1050D2</b> <b>6PK1050K2</b> <b>6PK948</b> <b>CT1051</b> <b>CT1051K1</b> <b>CT1051K2</b> <b>CT1051WP1</b> <b>CT1051WP2</b> <b>AP9001</b> <b>VD1076</b> <b>MS18</b>	MTR-CODE: AZV, BKD, ALT, (AC) MTR-CODE: AZV, BKD, ALT, (AC) MTR-CODE: AZV, BKD, ALT, (AC) MTR-CODE: AZV, BKD, ALT, (-AC) MTR-CODE: AZV, BKD, CA, WP CA, WP, MTR-CODE: AZV, BKD, ⇨CH-NO 5P-7-032 500 CA, WP, MTR-CODE: AZV, BKD, CH-NO 5P-7-032 501⇨ CA, WP, MTR-CODE: AZV, BKD, ⇨CH-NO 5P-7-032 500 CA, WP, MTR-CODE: AZV, BKD, CH-NO 5P-7-032 501⇨ FOR ART-NO: VD1076
<b>TOLEDO IV (KG3)</b>						
1.2	07/12-	CGPC	55	1198	<b>6PK1453</b> <b>6PK1453K2</b> <b>6PK1873</b> <b>6PK1873K1</b>	ALT, (AC) ALT, (AC) ALT, (AC) ALT, (AC)
1.2 TSI	07/12-	CBZA, CBZB	63-77	1197	<b>6PK1432</b> <b>6PK1693</b> <b>AP9012</b>	ALT, (AC) ALT, (AC)
1.4 TSI	07/12-	CAXA	90	1390	<b>6PK1090</b> <b>6PK1733</b> <b>AP9012</b>	ALT, (AC) ALT, (AC)
1.6 TDI	06/13-	CAYB	66	1598	<b>6PK1070</b> <b>6PK1070K1</b> <b>6PK842 ELAST</b> <b>6PK842 ELAST T1</b> <b>CT1139</b> <b>CT1139K2</b> <b>CT1139WP6</b> <b>MS46</b>	MTR-CODE: CAYB, CAYC, ALT, (AC) MTR-CODE: CAYB, CAYC, ALT, (AC) MTR-CODE: CAYB, CAYC, ALT, (-AC) MTR-CODE: CAYB, CAYC, ALT, (-AC) MTR-CODE: CAYB, CAYC, CA MTR-CODE: CAYB, CAYC, CA MTR-CODE: CAYB, CAYC, CA, WP
	07/12-	CAYC, CLNA	77	1598	<b>6PK1070</b> <b>6PK1070K1</b> <b>6PK842 ELAST</b> <b>6PK842 ELAST T1</b> <b>CT1139</b>	ALT, (AC) ALT, (AC) ALT, (AC) ALT, (-AC) CA



ContiTech



**SEAT**

TOLEDO IV (KG3)



	<b>CT1139K2</b>	CA
	<b>CT1139WP6</b>	CA, WP
	<b>AP9001</b>	
	<b>MS46</b>	

**SKODA**

105,120 (742, 744)

1.0 105 S.L, 1.0 105 S.L, GL, 1.0 105 S.L, LS	08/76-12/90	742.10	32-34	1038-1046		<b>AVX10X1000</b>	ALT
						<b>AVX10X1050</b>	FAN
1.2 120 L, 1.2 120 LS, 1.2 120 GLS	08/76-12/90	742.12 X	38-43	1174		<b>AVX10X1000</b>	ALT
						<b>AVX10X1050</b>	FAN

130

L, GL	02/85-10/91	742.13	45	1280		<b>AVX10X1000</b>	ALT
-------	-------------	--------	----	------	--	-------------------	-----

CITIGO

1.0, 1.0 CNG	10/11-	CHYA, CHYB, CPGA	44-55	999		<b>6PK1000</b>	ALT, (AC), (START-STOP)
						<b>6PK701 ELAST</b>	ALT, (AC), (START-STOP)
						<b>6PK701 ELAST T1</b>	ALT, (AC), (START-STOP)
						<b>6PK737</b>	ALT, (AC), (START-STOP)
						<b>6PK989 ELAST</b>	ALT, (AC)
						<b>CT1167</b>	CA
						<b>CT1167K1</b>	CA
						<b>AP9012</b>	

FABIA

1.2	07/01-12/07	AWY, BMD	40	1198		<b>6PK1453</b>	ALT, (AC)
						<b>6PK1453K2</b>	ALT, (AC)
						<b>6PK1873</b>	ALT, (AC), CH-NO 6Y-4-893 312↔
						<b>6PK1873K1</b>	ALT, (AC), CH-NO 6Y-4-893 312↔
						<b>6PK1880</b>	ALT, (AC), ↔CH-NO 6Y-3-893311
						<b>AP9006</b>	
	12/06-12/14	BBM, CHFA, BZG, CEVA, CGPA, CHTA	44-51	1198		<b>6PK1453</b>	ALT, (AC)
						<b>6PK1453K2</b>	ALT, (AC)
						<b>6PK1873</b>	ALT, (AC), CH-NO 5J-7-000 001↔, MTR-CODE: BBM, BZG
						<b>6PK1873K1</b>	ALT, (AC), CH-NO 5J-7-000 001↔, MTR-CODE: BBM, BZG
	10/07-12/14	BZG, CEVA, CGPA, CHTA, BBM, CHFA	44-51	1198		<b>6PK1453</b>	ALT, (AC)
						<b>6PK1453K2</b>	ALT, (AC)
						<b>6PK1873</b>	ALT, (AC)
						<b>6PK1873K1</b>	ALT, (AC)
1.2 12V	11/11-12/14	CGPB	44	1198		<b>6PK1460</b>	ALT, (AC)
						<b>6PK1873</b>	ALT, (AC)
						<b>6PK1873K1</b>	ALT, (AC)
1.2 TDI	05/10-12/14	CFWA	55	1199		<b>6PK1070</b>	ALT, (AC)
						<b>6PK1070K1</b>	ALT, (AC)
						<b>6PK842 ELAST</b>	ALT, (AC)
						<b>6PK842 ELAST T1</b>	ALT, (AC)
						<b>CT1139</b>	CA
						<b>CT1139K2</b>	CA
						<b>CT1139WP6</b>	MTR-CODE: CFWA, CA, WP
						<b>AP9001</b>	
						<b>MS46</b>	
1.2 TSI	03/10-12/14	CBZA, CBZB	63-77	1197		<b>6PK1432</b>	ALT, (AC)
						<b>6PK1693</b>	ALT, (AC)
						<b>AP9012</b>	
1.4	07/01-05/03	ATZ, AME, AQW	50	1397		<b>5PK1219</b>	ALT, (AC)
						<b>6PK1750</b>	ALT, (AC)
	10/07-12/14	BXW, CGGB	63	1390		<b>6PK1080</b>	ALT, (AC)
						<b>6PK1080K1</b>	ALT, (AC)
						<b>6PK737</b>	ALT, (AC)
						<b>CT957(SET)</b>	CA
						<b>CT957K3</b>	CA





**SKODA**

SKODA						
<b>FABIA</b>						
↔						<b>CT957WP3</b> CA
1.4 TDI	02/07-03/10	BNM	51	1422	       	6PK820 ALT, (AC) 6PK995 ALT, (AC) 6PK995K1 ALT, (AC) CT1028 CA, WP CT1028K3 CA, WP CT1028WP3 CA, WP AP9001 AP9022
	10/07-03/10	BNV, BMS	59	1422	         	6PK1180 ALT, (AC), MTR-CODE: BMS 6PK1180K2 ALT, (AC), MTR-CODE: BMS 6PK820 ALT, (AC), MTR-CODE: BNV, BMS 6PK995 ALT, (AC), MTR-CODE: BNV CT1028 CA, WP CT1028K3 CA, WP CT1028WP3 CA, WP AP9001 AP9022 MS37
1.4 TSI RS	05/10-12/14	CAVE, CTHE	132	1390	   	5PK491 AIRC 6PK1600 ALT, (AC) 6PK1698 ALT, (AC) AP9012
1.6	04/07-12/14	BTS, CFNA	77	1598	  	6PK1090 ALT, (AC) 6PK1733 ALT, (AC) 6PK1733K3 ALT, (AC)
1.6 TDI	03/10-12/14	CAYA, CAYB, CAYC	55-77	1598	        	6PK1070 MTR-CODE: CAYA, CAYB, CAYC, ALT, (AC) 6PK1070K1 MTR-CODE: CAYA, CAYB, CAYC, ALT, (AC) 6PK842 ELAST MTR-CODE: CAYA, CAYB, CAYC, ALT, (AC) 6PK842 ELAST T1 MTR-CODE: CAYA, CAYB, CAYC, ALT, (AC) CT1139 MTR-CODE: CAYA, CAYB, CAYC, CA CT1139K2 MTR-CODE: CAYA, CAYB, CAYC, CA CT1139WP6 MTR-CODE: CAYA, CAYB, CAYC, CA, WP AP9001 MS46
1.9 TDI	04/07-03/10	BLS, BSW	77	1896	        	6PK1180 ALT, (AC), MTR-CODE: BLS 6PK1180D1 ALT, (AC) 6PK1180K2 ALT, (AC), MTR-CODE: BLS 6PK780 ALT, (AC), MTR-CODE: AXR, BSW CT1028 CA, WP CT1028K3 CA, WP AP9001 VD1076 MS37 FOR ART-NO: VD1076
<b>FABIA (6Y2, 6Y3, 6Y5)</b>						
1.2	07/01-03/08	AWY, BMD	40	1198	     	6PK1453 ALT, (AC) 6PK1453K2 ALT, (AC) 6PK1873 ALT, (AC), CH-NO 6Y-4-893 312↔ 6PK1873K1 ALT, (AC), CH-NO 6Y-4-893 312↔ 6PK1880 ALT, (AC), ↔CH-NO 6Y-3-893311 AP9006
	01/03-03/08	AZQ, BME	47	1198	     	6PK1453 ALT, (AC) 6PK1453K2 ALT, (AC) 6PK1873 ALT, (AC), CH-NO 6Y-3-805553↔ 6PK1873K1 ALT, (AC), CH-NO 6Y-3-805553↔ 6PK1880 ALT, (AC), ↔CH-NO 6Y-3-805552 AP9006
1.4	08/99-05/03	ATZ, AME, AQW, AZE, AZF	44-50	1397	 	5PK1219 ALT, (AC) 6PK1750 ALT, (AC)
1.4 16V	12/99-03/08	AUA, BBY, BKY	55	1390		6PK1080 ALT, (AC), MTR-CODE: AUA, (MANL), CH-NO 6Y-2-389

SKODA



ContiTech



**SKODA**

FABIA (6Y2, 6Y3, 6Y5)



				<b>6PK1080</b> <b>6PK1080</b> <b>6PK1080K1</b> <b>6PK1080K1</b>  <b>6PK1080K1</b> <b>6PK1084</b>  <b>6PK737</b> <b>6PK737</b> <b>6PK745</b> <b>CT957(SET)</b> <b>CT957K1</b> <b>CT957K3</b>  <b>CT957WP1</b> <b>CT957WP3</b>	<p>396⇒  MTR-CODE: AUA, ALT, (AC), (AUTOM)  MTR-CODE: BBY, BKY, ALT, (AC)  MTR-CODE: BBY, BKY, ALT, (AC)  ALT, (AC), MTR-CODE: AUA, (MANL), CH-NO 6Y-2-389  396⇒  MTR-CODE: AUA, ALT, (AC), (AUTOM)  ALT, (AC), MTR-CODE: AUA, (MANL), ⇒CH-NO 6Y-2-389 395  ALT, (-AC), MTR-CODE: AUA, CH-NO 6Y-2-389 396⇒  MTR-CODE: BBY, BKY, ALT, (-AC)  ALT, (-AC), MTR-CODE: AUA, ⇒CH-NO 6Y-2-389 395  CA  CA, ⇒CH-NO 6Y-5B050 001, 6Y-54421 759  CA, CH-NO 6Y-5B050 002⇒, CH-NO 6Y-54421 760⇒  CA, ⇒CH-NO 6Y-5B050 001, 6Y-54421 759  CA, CH-NO 6Y-5B050 002⇒, CH-NO 6Y-54421 760⇒</p>	
12/99-12/07	AUB, BBZ	74	1390	<b>6PK1080</b> <b>6PK1080</b> <b>6PK1080K1</b> <b>6PK1080K1</b> <b>6PK1084</b> <b>6PK737</b> <b>6PK737</b> <b>6PK745</b> <b>CT957(SET)</b> <b>CT957K1</b> <b>CT957K3</b>  <b>CT957WP1</b> <b>CT957WP3</b>	<p>MTR-CODE: BBZ, ALT, (AC)  ALT, (AC), MTR-CODE: AUB, CH-NO 6Y-2-389 396⇒  MTR-CODE: BBZ, ALT, (AC)  ALT, (AC), MTR-CODE: AUB, CH-NO 6Y-2-389 396⇒  ALT, (AC), MTR-CODE: AUB, ⇒CH-NO 6Y-2-389 395  MTR-CODE: BBZ, ALT, (-AC)  ALT, (AC), MTR-CODE: AUB, CH-NO 6Y-2-389 396⇒  ALT, (-AC), MTR-CODE: AUB, ⇒CH-NO 6Y-2-389 395  CA  CA, ⇒CH-NO 6Y-5B050 001, 6Y-54421 759  CA, CH-NO 6Y-5B050 002⇒, CH-NO 6Y-54421 760⇒  CA, ⇒CH-NO 6Y-5B050 001, 6Y-54421 759  CA, CH-NO 6Y-5B050 002⇒, CH-NO 6Y-54421 760⇒</p>	
04/06-12/07	BUD	59	1390	<b>6PK1080</b> <b>6PK1080K1</b> <b>6PK737</b> <b>CT957(SET)</b> <b>CT957K1</b>  <b>CT957K3</b>  <b>CT957WP1</b> <b>CT957WP3</b>	<p>ALT, (AC)  ALT, (AC)  ALT, (-AC)  CA, MTR-CODE: BUD  CA, MTR-CODE: BUD, ⇒CH-NO 6Y-5B050 001, 6Y-54421 759  CA, MTR-CODE: BUD, CH-NO 6Y-5B050 002⇒, CH-NO 6Y-54421 760⇒  CA, MTR-CODE: BUD, ⇒CH-NO 6Y-5B050 001, 6Y-54421 759  MTR-CODE: BUD, CA, CH-NO 6Y-5B050 002⇒, CH-NO 6Y-54421 760⇒</p>	
1.4 TDI	04/03-03/08	AMF	55	1422	<b>6PK858</b> <b>6PK995</b> <b>6PK995K1</b> <b>CT1028</b> <b>CT1028K3</b> <b>CT1028WP3</b> <b>AP9001</b>	<p>ALT, (AC)  ALT, (AC)  ALT, (AC)  CA, WP  CA, WP  CA, WP</p>
	10/05-03/08	BNM	51	1422	<b>6PK820</b> <b>6PK858</b> <b>6PK995</b> <b>6PK995K1</b> <b>CT1028</b> <b>CT1028K3</b> <b>CT1028WP3</b> <b>AP9001</b>	<p>ALT, (AC), CH-NO 6Y-54315 238⇒  ALT, (-AC), ⇒CH-NO 6Y-54315 237  ALT, (AC)  ALT, (AC)  CA, WP  CA, WP  CA, WP</p>



SKODA





SKODA						
FABIA (6Y2, 6Y3, 6Y5)						
		BNV	59	1422	<b>AP9022</b> <b>6PK1180</b> <b>6PK820</b> <b>6PK995</b> <b>6PK995K1</b> <b>CT1028</b> <b>CT1028K3</b> <b>CT1028WP3</b> <b>AP9001</b> <b>AP9022</b>	ALT, (AC), MTR-CODE: BMS ALT, (AC) ALT, (AC), MTR-CODE: BNV ALT, (AC), MTR-CODE: BNV CA, WP CA, WP CA, WP
1.9 SDI	11/99-03/08	ASY	47	1896	<b>6PK1095</b> <b>6PK780</b> <b>CT1044</b> <b>CT1044K2</b> <b>CT946</b> <b>CT946K1</b> <b>AP9001</b> <b>MS37</b>	ALT, (AC) ALT, (AC) CA, CH-NO 6Y-43893 312⇨, 08/2003⇨ CA, CH-NO 6Y-43893 312⇨, 08/2003⇨ CA, ⇨CH-NO 6Y-43893 312, ⇨07/2003 CA, ⇨CH-NO 6Y-43893 312, ⇨07/2003 FOR ART-NO: VD1111
1.9 TDI	01/00-03/08	ATD, AXR	74	1896	<b>6PK1180</b> <b>6PK1180D1</b> <b>6PK1180K2</b> <b>6PK780</b> <b>CT1028</b> <b>CT1028K2</b> <b>CT1028K3</b> <b>CT1028K3</b> <b>CT1028K4</b> <b>CT1028WP3</b> <b>CT1028WP3</b> <b>AP9001</b> <b>VD1076</b> <b>MS37</b>	ALT, (AC) ALT, (AC) ALT, (AC) ALT, (AC) CA, WP CA, WP, MTR-CODE: ATD, ⇨07/2003 MTR-CODE: AXR, CA, WP MTR-CODE: ATD, CA, WP, 08/2003⇨ MTR-CODE: ATD, CA, WP, ⇨07/2003 MTR-CODE: ATD, CA, WP, 08/2003⇨ MTR-CODE: AXR, CA, WP FOR ART-NO: VD1076
1.9 TDI RS	06/03-03/08	ASZ, BLT	96	1896	<b>6PK1180</b> <b>6PK1180D1</b> <b>6PK1180K2</b> <b>6PK780</b> <b>CT1028</b> <b>CT1028K2</b> <b>CT1028K3</b> <b>CT1028K4</b> <b>CT1028WP3</b> <b>CT1028WP3</b> <b>AP9001</b> <b>VD1076</b> <b>MS37</b>	ALT, (AC) ALT, (AC) ALT, (AC) ALT, (AC) CA, WP CA, WP, ⇨07/2003 CA, WP, 08/2003⇨ CA, WP, ⇨07/2003 08/2003⇨, CA, WP FOR ART-NO: VD1076
2.0	12/99-12/07	AZL	85	1984	<b>6PK1033</b> <b>6PK923</b> <b>CT908</b> <b>CT908K1</b> <b>CT908WP2</b> <b>VD1107</b>	ALT, AC ALT CA CA CA
<b>FAVORIT (781)</b> 1.3	01/94-09/94	136B	50	1289	<b>AVX10X975</b>	ALT
<b>FAVORIT (781, 785)</b> 1.3, 1.3 135, 1.3 135 X,LX,GLX, 1.3 136	01/90-06/95	781.135, 781.135E, 136 L	40-45	1289	<b>AVX10X950</b> <b>4PK950</b>	ALT, ⇨08/1992 ALT, 09/1992⇨
<b>FAVORIT (785)</b> 1.3	01/94-06/95	136B	50	1289	<b>AVX10X1000</b>	ALT
<b>FELICIA I (6U1, 6U5, 797)</b> 1.3, 1.3 LX, 1.3 LXI	10/94-03/98	135B, 136B, 135 L, 135M, 136M, AMG, AMH, AMJ	40-50	1289	<b>AVX10X950</b> <b>4PK950</b> <b>6PK1680</b> <b>6PK1680</b>	ALT ALT, PS ALT, PS, AC



ContiTech



SKODA

**SKODA**

**FELICIA I (6U1, 6U5, 797)**  
1.6, 1.6 LX, 1.6 GLX

08/95-04/02 EA111, AEE 55 1598

- 6PK1070** ALT, (-AC), (PS)
- 6PK1070K2** ALT, (-AC), (PS)
- 6PK1080** ALT, (AC), (-PS)
- 6PK1080K1** ALT, (AC), (-PS)
- 6PK1125** ALT, (AC), (PS)
- 6PK751** ALT, (-AC), (-PS)
- CT847** CA, MTR-CODE: AEE, ALM
- CT847K1** CA, MTR-CODE: AEE, ALM
- CT847WP1** CA, MTR-CODE: AEE, ALM
- AP9004**

1.9 D 06/97-04/02 AEF 47 1896

- 5PK1219** ALT
- CT1012** CA
- CT1012K1** CA
- AP9059**

**FELICIA II (6U1, 6U5)**  
1.3

01/98-06/01 AMG, AMH, AMJ 40-50 1289

- AVX10X950**
- 4PK950** ALT
- 6PK1680** ALT, PS, AC
- 6PK1680** ALT, PS

AMH 50 1289

- AVX10X950**
- 4PK950** ALT
- 6PK1680** ALT, PS, AC
- 6PK1680** ALT, PS

1.6 01/98-06/01 AEE 55 1598

- 6PK1070** ALT, (-AC), (PS)
- 6PK1070K2** ALT, (-AC), (PS)
- 6PK1080** ALT, (AC), (-PS)
- 6PK1080K1** ALT, (AC), (-PS)
- 6PK1125** ALT, (AC), (PS)
- 6PK751** ALT, (-AC), (-PS)
- CT847** CA, MTR-CODE: AEE, ALM
- CT847K1** CA, MTR-CODE: AEE, ALM
- CT847WP1** CA, MTR-CODE: AEE, ALM
- AP9004**

**OCTAVIA (1U2, 1U5)**  
1.4 16V

08/00-12/10 AXP, BCA 55 1390

- 6PK1080** ALT, (-AC), ⇨CH-NO 1Z-4-000 000
- 6PK1080K1** ALT, (-AC), ⇨CH-NO 1Z-4-000 000
- 6PK1100** ALT, (AC), CH-NO 1Z-4-000 001⇨
- 6PK1100K1** ALT, (AC), CH-NO 1Z-4-000 001⇨
- 6PK1548** ALT, (AC), ⇨CH-NO 1Z-4-000 000
- 6PK1548K1** ALT, (AC), ⇨CH-NO 1Z-4-000 000
- 6PK737** ALT, (-AC), CH-NO 1Z-4-000 001⇨
- CT957(SET)** CA
- CT957K1** CA, ⇨05/2006
- CT957K3** CA, 06/2006⇨
- CT957WP1** CA

1.6 09/00-12/10 AVU, BFQ 75 1595

- 6DPK1195** ALT, PS, AC
- 6DPK1195K1** ALT, PS, AC
- 6PK1120** ALT, PS, (-AC)
- CT908** CA
- CT908K1** CA
- CT908WP1** CA
- AP9001**

09/96-09/04 AEE 55 1598

- 6PK1080** ALT, PS
- 6PK1080K1** ALT, PS
- 6PK1548** ALT, PS, AC
- 6PK1548K1** ALT, PS, AC
- CT847** CA, MTR-CODE: AEE, ALM
- CT847K1** CA, MTR-CODE: AEE, ALM
- CT847WP1** CA, MTR-CODE: AEE, ALM

02/97-12/07 AEH, AKL 74 1595

- 6DPK1195** ALT, (AC)
- 6DPK1195K1** ALT, (AC)





ContiTech



**SKODA**

**OCTAVIA (1U2, 1U5)**



					<b>6PK1120</b> <b>CT908</b> <b>CT908K1</b> <b>CT908WP1</b> <b>AP9001</b>	ALT, (AC) CA CA CA
1.8 T	08/97-12/10	AGU, ARZ, ARX, AUM	110	1781	<b>6DPK1195</b> <b>6DPK1195K1</b> <b>6PK1120</b> <b>CT909</b> <b>CT909K2</b>  <b>CT909K3</b>  <b>CT909K6</b> <b>CT909K7</b> <b>CT909WP1</b>  <b>CT909WP4</b> <b>AP9001</b> <b>VD1107</b>	ALT, PS, AC ALT, PS, AC ALT, PS CA CA, MTR-CODE: ARX,AUM, CA, MTR-CODE: AGU,ARZ, CH-NO 1U-Y-390 001 ⇨ CA, MTR-CODE: ARX,AUM, CA, MTR-CODE: AGU,ARZ, CH-NO 1U-Y-390 001 ⇨ CA, MTR-CODE: AGU,ARZ, ⇨CH-NO 1U-Y-390 000 CA, MTR-CODE: AGU,ARZ, ⇨CH-NO 1U-Y-390 000 CA, MTR-CODE: ARX,AUM, CA, MTR-CODE: AGU,ARZ, CH-NO 1U-Y-390 001 ⇨ CA, MTR-CODE: AGU,ARZ, ⇨CH-NO 1U-Y-390 000
1.8, 1.8 20V	09/96-07/00	AGN	92	1781	<b>6DPK1195</b> <b>6DPK1195K1</b> <b>6PK1120</b> <b>CT909</b> <b>CT909K2</b>  <b>CT909K3</b>  <b>CT909K6</b> <b>CT909K7</b> <b>CT909WP1</b>  <b>CT909WP4</b> <b>VD1107</b>	ALT, (AC) ALT, (AC) ALT, (AC) CA CA, CH-NO 1U-Y2390 954⇨, CH-NO 1U-Y8298 303⇨ CA, CH-NO 1U-Y2390 954⇨, CH-NO 1U-Y8298 303⇨ CA, ⇨CH-NO 1U-Y2390 953, 1U-Y8298 302 CA, ⇨CH-NO 1U-Y2390 953, 1U-Y8298 302 CA, CH-NO 1U-Y2390 954⇨, CH-NO 1U-Y8298 303⇨ CA, ⇨CH-NO 1U-Y2390 953, 1U-Y8298 302
1.9 SDI	06/97-12/03	AQM, AGP	50	1896	<b>6PK1660</b> <b>6PK1660D2</b>  <b>6PK1660K2</b> <b>6PK906</b> <b>6PK906K3</b> <b>CT1044</b> <b>CT1044K1</b> <b>CT1044K1</b> <b>CT1044WP1</b> <b>CT946</b> <b>CT946</b> <b>AP9001</b> <b>AP9016</b> <b>VD1076</b>  <b>VD1089</b> <b>VD1089</b>  <b>MS17</b> <b>MS37</b>	ALT, (AC) ALT, (AC), CH-NO 1U-3-726 897⇨, CH-NO 1U-38684 073⇨ ALT, (AC) ALT, (AC) ALT, (AC) CA, WP, MTR-CODE: AGP, MTR-NO 595 001⇨ CA, WP, MTR-CODE: AQM, MTR-NO 045 001⇨ CA, WP, MTR-CODE: AQM CA, WP, MTR-CODE: AGP, MTR-NO 400 001⇨ CA, WP, MTR-CODE: AGP, ⇨MTR-NO 595 000 CA, WP, MTR-CODE: AQM, ⇨MTR-NO 045 000  MTR-CODE: AQM, 08/2003⇨, CH-NO 1U-3-726 897⇨, CH-NO 1U-38684 073⇨ MTR-CODE: AGP AQM, ⇨07/2003, ⇨CH-NO 1U-3-726 896, 1U-38684 072 FOR ART-NO: VD1089 FOR ART-NO: VD1076
1.9 TDI	09/02-12/10	ASZ, AXR	74-96	1896	<b>6DPK1195</b> <b>6DPK1195K2</b> <b>6PK1120</b> <b>CT1028</b> <b>CT1028K3</b>	ALT, PS, AC ALT, PS, AC ALT, PS CA CA





ContiTech



**SKODA**

OCTAVIA (1U2, 1U5)



				<b>CT1028WP4</b> <b>AP9001</b> <b>VD1091</b>	CA
08/00-12/10	AXR	74	1896	<b>6DPK1195</b> <b>6DPK1195K2</b> <b>6PK1120</b> <b>CT1028</b> <b>CT1028K2</b>  <b>CT1028K3</b>  <b>CT1028K3</b> <b>CT1028K4</b>  <b>CT1028WP4</b> <b>CT1028WP4</b>  <b>AP9001</b> <b>VD1091</b> <b>MS17</b>	ALT, PS, (AC) ALT, PS, (AC) ALT, PS, (-AC) MTR-CODE: ATD, AXR, CA, WP MTR-CODE: ATD, ⇨CH-NO 1U-2A006 980, 1U-32704 906, 1U-38677 465, CA, WP MTR-CODE: ATD, CH-NO 1U-2A006 981⇨, CH-NO 1U-32704 907⇨, CH-NO 1U-38677 466⇨, CA, WP MTR-CODE: AXR, CA, WP MTR-CODE: ATD, ⇨CH-NO 1U-2A006 980, 1U-32704 906, 1U-38677 465, CA, WP MTR-CODE: AXR, CA, WP MTR-CODE: ATD, CA, WP, CH-NO 1U-2A006 981⇨, CH-NO 1U-32704 907⇨, CH-NO 1U-38677 466⇨
09/96-03/10	ALH, AGR	66	1896	<b>6PK1660</b> <b>6PK1660D2</b>  <b>6PK1660K1</b> <b>6PK1660K2</b> <b>6PK906</b> <b>6PK906K1</b> <b>6PK906K3</b> <b>CT1044</b> <b>CT1044</b> <b>CT1044K1</b> <b>CT1044K1</b> <b>CT1044WP1</b> <b>CT1044WP1</b> <b>CT946</b> <b>CT946</b> <b>CT946K1</b> <b>AP9001</b> <b>AP9016</b> <b>VD1076</b>  <b>VD1089</b>  <b>MS17</b> <b>MS37</b>	ALT, PS, (AC) ALT, PS, (AC), CH-NO 1U-3-726 897⇨, CH-NO 1U-38684 073⇨ ALT, PS, (AC), CH-NO 1U-W-033 908⇨ ALT, PS, (AC), ⇨CH-NO 1U-W-033 907 ALT, PS, (-AC) ALT, PS, (-AC), CH-NO 1U-W-033 908⇨ ALT, PS, (-AC) CA, WP, MTR-CODE: AGR, MTR-NO 565 001⇨ CA, WP, MTR-CODE: ALH, MTR-NO 50 0001⇨ CA, WP, MTR-CODE: ALH CA, WP, MTR-CODE: AGR, MTR-NO 044 442⇨ CA, WP, MTR-CODE: ALH CA, WP, MTR-NO 044 443⇨, MTR-CODE: AGR CA, WP, MTR-CODE: ALH, ⇨MTR-NO 500 000 CA, WP, MTR-CODE: AGR, ⇨MTR-NO 565 000 CA, WP, MTR-CODE: AGR, ⇨MTR-NO 044 441  MTR-CODE: AGR, ALH, 08/2003⇨, CH-NO 1U-3-726 897⇨, CH-NO 1U-38684 073⇨ MTR-CODE: AGR, ALH, ⇨07/2003, ⇨CH-NO 1U-3-726 896, 1U-38684 072 FOR ART-NO: VD1089 FOR ART-NO: VD1076
08/97-01/06	ASV, AHF	81	1896	<b>6PK1660</b> <b>6PK1660D2</b>  <b>6PK1660K1</b> <b>6PK906</b> <b>6PK906K1</b> <b>CT1044</b> <b>CT1044</b> <b>CT1044K1</b> <b>CT1044K1</b> <b>CT1044WP1</b> <b>CT1044WP1</b> <b>CT946</b> <b>CT946</b> <b>AP9001</b>	ALT, PS, (AC) ALT, PS, (AC), CH-NO 1U-3-726 897⇨, CH-NO 1U-38684 073⇨ ALT, PS, (AC) ALT, PS, (-AC) ALT, PS, (-AC) CA, WP, MTR-CODE: AHF, MTR-NO 595 001⇨ CA, WP, MTR-CODE: ASV, MTR-NO 150 001⇨ CA, WP, MTR-CODE: AHF, MTR-NO 006 067⇨ CA, WP, MTR-CODE: ASV CA, WP, MTR-CODE: ASV CA, WP, MTR-CODE: AHF, MTR-NO 006 067⇨ CA, WP, MTR-CODE: ASV, ⇨MTR-NO 150 000 CA, WP, MTR-CODE: AHF, ⇨MTR-NO 595 000



SKODA



SKODA					
OCTAVIA (1U2, 1U5)					
					<b>AP9016</b> <b>VD1076</b> MTR-CODE: AHF, ASV, 08/2003⇨, CH-NO 1U-3-726 897⇨, CH-NO 1U-38684 073⇨ <b>VD1089</b> MTR-CODE: AHF, ASV, ⇨07/2003, ⇨CH-NO 1U-3-726 896, 1U-38684 072 <b>MS17</b> FOR ART-NO: VD1089 <b>MS37</b> FOR ART-NO: VD1076
1.9 TDI 4x4	09/00-01/06	ATD	74	1896	<b>6DPK1195</b> ALT, PS, (AC) <b>6DPK1195K2</b> ALT, PS, (AC) <b>6PK1120</b> ALT, PS, (AC) <b>CT1028</b> MTR-CODE: ATD, AXR, CA, WP <b>CT1028K2</b> MTR-CODE: ATD, ⇨CH-NO 1U-2A006 980, 1U-32704 906, 1U-38677 465, CA, WP <b>CT1028K3</b> MTR-CODE: ATD, CH-NO 1U-2A006 981⇨, CH-NO 1U-32704 907⇨, CH-NO 1U-38677 466⇨, CA, WP <b>CT1028K3</b> MTR-CODE: AXR, CA, WP <b>CT1028K4</b> MTR-CODE: ATD, ⇨CH-NO 1U-2A006 980, 1U-32704 906, 1U-38677 465, CA, WP <b>CT1028WP4</b> MTR-CODE: ATD, CA, WP, CH-NO 1U-2A006 981⇨, CH-NO 1U-32704 907⇨, CH-NO 1U-38677 466⇨ <b>CT1028WP4</b> MTR-CODE: AXR, CA, WP <b>AP9001</b> <b>VD1076</b> 08/2003⇨ <b>VD1089</b> ⇨07/2003 <b>VD1091</b> <b>MS17</b> ⇨07/2003, FOR ART-NO: VD1089 <b>MS37</b> 08/2003⇨, FOR ART-NO: VD1076
2.0	04/99-05/07	AQY, APK, AZH, AEG, AZJ	85	1984	<b>6DPK1195</b> ALT, (AC) <b>6DPK1195K1</b> ALT, (AC) <b>6PK1120</b> ALT, (AC) <b>CT908</b> CA <b>CT908K1</b> CA <b>CT908WP2</b> CA <b>AP9001</b> <b>VD1107</b>
2.0 4x4	08/00-09/04	AZH, AZJ	85	1984	<b>6DPK1195</b> ALT, (AC) <b>6DPK1195K1</b> ALT, (AC) <b>6PK1120</b> ALT, (AC) <b>CT908</b> CA <b>CT908K1</b> CA <b>CT908WP2</b> CA <b>AP9001</b>
RS 1.8 T	05/01-01/06	AUQ	132	1781	<b>6DPK1195</b> ALT, PS, AC <b>6DPK1195K1</b> ALT, PS, AC <b>6PK1120</b> ALT, PS <b>CT909</b> CA <b>CT909K2</b> CA <b>CT909K3</b> CA <b>CT909WP1</b> CA <b>AP9001</b> <b>VD1107</b>
OCTAVIA (1Z3, 1Z5)					
1.2 TSI	02/10-06/13	CBZB	77	1197	<b>6PK1432</b> MTR-CODE: CBZB, ALT, (-AC) <b>6PK1693</b> MTR-CODE: CBZB, ALT, (AC) <b>AP9012</b>
1.4	06/04-06/13	BUD, CGGA	59	1390	<b>6PK1100</b> ALT, (AC) <b>6PK1100K1</b> ALT, (AC) <b>6PK737</b> ALT, (-AC) <b>CT957(SET)</b> CA <b>CT957K1</b> CA, ⇨05/2006 <b>CT957K3</b> CA, 06/2006⇨

SKODA



ContiTech



**SKODA**

**OCTAVIA (1Z3, 1Z5)**

↔					<b>CT957WP1</b>	CA
1.4 TSI	11/08-06/13	CAXA	90	1390	<b>6PK1090</b> <b>6PK1733</b> <b>6PK1733K3</b> <b>AP9012</b>	ALT, (-AC) ALT, (AC) ALT, (AC)
1.6	06/04-06/13	BGU, BSE, BSF, CCSA, CMXA	75	1595	<b>6PK1045</b> <b>6PK1045K2</b> <b>6PK900</b> <b>CT908</b> <b>CT908K1</b> <b>CT908WP1</b> <b>AP9001</b>	ALT, (AC) ALT, (AC) ALT, (-AC) CA CA CA
1.6 FSI	02/04-10/08	BLF	85	1598	<b>6PK1090</b> <b>6PK1733</b> <b>6PK1733K3</b>	ALT, PS, (-AC) ALT, PS, (AC) ALT, PS, (AC)
1.6 TDI, 1.6 TDI 4x4	06/09-04/13	CAYC	77	1598	<b>6PK1070</b> <b>6PK1070K1</b> <b>6PK842 ELAST</b> <b>6PK842 ELAST T1</b> <b>CT1139</b> <b>CT1139K2</b> <b>CT1139WP6</b> <b>AP9001</b> <b>VD1076</b> <b>MS46</b>	MTR-CODE: CAYC, ALT, (AC) MTR-CODE: CAYC, ALT, (AC) MTR-CODE: CAYC, ALT, (-AC) MTR-CODE: CAYC, ALT, (-AC) MTR-CODE: CAYC, CA MTR-CODE: CAYC, CA MTR-CODE: CAYC, CA, WP MTR-CODE: CAYB, CAYC, ↔10/2009
1.8 TSI	03/09-06/13	CDAB	112	1798	<b>6PK1115</b> <b>AP9009</b>	ALT
1.8 TSI, 1.8 TSI 4x4	06/07-04/13	BZB, CDAA	118	1798	<b>6PK1120</b> <b>CT1143</b> <b>CT1143WP1</b> <b>AP9009</b>	ALT WP WP
1.9 TDI, 1.9 TDI 4x4	06/04-12/10	BKC, BJB, BLS, BXE	77	1896	<b>6PK1050</b> <b>6PK1050D2</b> <b>6PK1050K1</b> <b>6PK1050K2</b> <b>6PK948</b> <b>CT1028</b> <b>CT1028K3</b> <b>CT1028WP3</b> <b>AP9001</b> <b>VD1076</b> <b>MS18</b>	ALT, (AC) ALT, (AC) ALT, (AC), 06/2005↔ ALT, (AC), ↔05/2005 ALT, (-AC) CA CA CA
2.0 FSI, 2.0 FSI 4x4	11/04-10/08	BLY, BLR, BVY, BVZ, BLX, BVX	110	1984	<b>6PK1045</b> <b>6PK1045K2</b> <b>6PK900</b> <b>CT1088</b> <b>CT1088K3</b> <b>CT1088WP4</b> <b>AP9001</b> <b>VD1107</b>	ALT, (AC) ALT, (AC) ALT, (-AC) CA CA CA
2.0 RS	10/05-02/13	BWA, CCZA	147	1984	<b>6PK1054</b> <b>6PK1120</b> <b>6PK955</b> <b>CT1088</b> <b>CT1088K3</b> <b>CT1088WP3</b> <b>CT1143</b> <b>CT1143WP1</b> <b>AP9001</b> <b>AP9009</b> <b>VD1107</b>	ALT, (AC), MTR-CODE: BWA ALT, (AC), MTR-CODE: CCZA ALT, (-AC), MTR-CODE: BWA CA, WP, MTR-CODE: BWA CA, WP, MTR-CODE: BWA CA, WP, MTR-CODE: BWA WP, MTR-CODE: CCZA WP, MTR-CODE: CCZA





ContiTech



**SKODA**

**OCTAVIA (1Z3, 1Z5)**  
 ↔ 2.0 TDI

SKODA

	11/05-05/10	BMM	103	1968	<b>6PK1050</b> <b>6PK1050D2</b> <b>6PK1050K1</b> <b>6PK948</b> <b>CT1028</b> <b>CT1028K3</b> <b>CT1028WP4</b> <b>AP9001</b> <b>VD1076</b> <b>MS18</b>	ALT, PS, (AC) ALT, PS, (AC) ALT, PS, (AC) ALT, PS, (-AC) CA, WP CA, WP CA, WP  FOR ART-NO: VD1076
	03/10-06/13	CFHF, CLCA	81	1968	<b>6PK1070</b> <b>6PK1070K1</b> <b>6PK842 ELAST</b> <b>6PK842 ELAST T1</b> <b>CT1139</b> <b>CT1139K2</b> <b>CT1139WP6</b> <b>AP9001</b> <b>MS46</b>	ALT, (AC) ALT, (AC) ALT, (-AC) ALT, (-AC) CA CA MTR-CODE: CFHF, CLCA, CA, WP
2.0 TDI 16V	02/04-04/13	BKD, CFHC, CLCB	103	1968	<b>6PK1050</b> <b>6PK1050D2</b> <b>6PK1050K2</b> <b>6PK1070</b> <b>6PK1070K1</b> <b>6PK842 ELAST</b> <b>6PK842 ELAST T1</b> <b>6PK948</b> <b>CT1051</b> <b>CT1051K1</b>  <b>CT1051K2</b>  <b>CT1051WP1</b>  <b>CT1051WP2</b>  <b>CT1139</b> <b>CT1139K2</b> <b>CT1139WP6</b> <b>AP9001</b> <b>VD1076</b> <b>MS18</b> <b>MS46</b>	MTR-CODE: AZV, BKD, ALT, (AC) MTR-CODE: AZV, BKD, ALT, (AC) MTR-CODE: AZV, BKD, ALT, (AC) MTR-CODE: CLCB, CFHC, ALT, (AC) MTR-CODE: CLCB, CFHC, ALT, (AC) MTR-CODE: CLCB, CFHC, ALT, (-AC) MTR-CODE: CLCB, CFHC, ALT, (-AC) MTR-CODE: AZV, BKD, ALT, (AC) MTR-CODE: AZV, BKD, CA, WP CA, MTR-CODE: AZV, BKD, ⇨CH-NO 1Z-6A151 621, 1Z-62272 755, 1Z-68089 110 CA, MTR-CODE: AZV, BKD, CH-NO 1Z-6A151 622⇨, CH-NO 1Z-62272 756⇨, CH-NO 1Z-68089 111⇨ CA, MTR-CODE: AZV, BKD, ⇨CH-NO 1Z-6A151 621, 1Z-62272 755, 1Z-68089 110 CA, MTR-CODE: AZV, BKD, CH-NO 1Z-6A151 622⇨, CH-NO 1Z-62272 756⇨, CH-NO 1Z-68089 111⇨ MTR-CODE: CLCB, CFHC, CA MTR-CODE: CLCB, CFHC, CA MTR-CODE: CFHC, CLCB, CA, WP  MTR-CODE: BKD FOR ART-NO: VD1076 FOR ART-NO: VD1111
2.0 TDI 16V 4x4	05/10-02/13	CFHC	103	1968	<b>6PK1070</b> <b>6PK1070K1</b> <b>6PK842 ELAST</b> <b>6PK842 ELAST T1</b> <b>CT1139</b> <b>CT1139K2</b> <b>CT1139WP6</b> <b>AP9001</b> <b>MS46</b>	ALT, (AC) ALT, (AC) ALT, (-AC) ALT, (-AC) CA CA MTR-CODE: CFHC, CA, WP
2.0 TDI 4x4	07/06-05/10	BMM	103	1968	<b>6PK1050</b> <b>6PK1050D2</b> <b>6PK1050K1</b> <b>6PK842 ELAST</b> <b>6PK842 ELAST T1</b> <b>6PK948</b> <b>CT1028</b> <b>CT1028K3</b> <b>CT1028WP4</b>	ALT, (AC) ALT, (AC) ALT, (AC) ALT, (-AC) ALT, (-AC) ALT, (AC) CA, MTR-CODE: BMM CA, MTR-CODE: BMM MTR-CODE: BMM, CA



ContiTech



SKODA

**SKODA**

**OCTAVIA (1Z3, 1Z5)**

					<b>AP9001</b> <b>VD1076</b> <b>MS18</b>	FOR ART-NO: VD1076
2.0 TDI RS	04/06-02/13	BMN, CEGA	125	1968	<b>6PK1050</b> <b>6PK1050D2</b> <b>6PK1050K2</b> <b>6PK1070</b> <b>6PK1070K1</b> <b>6PK842 ELAST</b> <b>6PK842 ELAST T1</b> <b>6PK948</b> <b>CT1051</b> <b>CT1051K2</b> <b>CT1051WP2</b> <b>CT1134</b> <b>CT1134K1</b> <b>CT1134WP1</b> <b>AP9001</b> <b>VD1076</b> <b>MS18</b>	ALT, (AC), MTR-CODE: BMN ALT, (AC), MTR-CODE: BMN ALT, (AC), MTR-CODE: BMN ALT, (AC), MTR-CODE: CEGA ALT, (AC), MTR-CODE: CEGA MTR-CODE: CEGA, ALT, (-AC) MTR-CODE: CEGA, ALT, (-AC) ALT, (-AC), MTR-CODE: BMN CA, MTR-CODE: BMN CA, MTR-CODE: BMN MTR-CODE: BMN, CA CA, MTR-CODE: CEGA CA, MTR-CODE: CEGA MTR-CODE: CEGA, CA, WP
2.0 TDI, 2.0 TDI 16V	02/04-05/10	AZV	100	1968	<b>6PK1050</b> <b>6PK1050D2</b> <b>6PK1050K2</b> <b>6PK948</b> <b>CT1051</b> <b>CT1051K1</b>  <b>CT1051K2</b> <b>CT1051WP1</b> <b>CT1051WP2</b>  <b>AP9001</b> <b>VD1076</b> <b>MS18</b>	MTR-CODE: AZV, BKD, ALT, (AC) MTR-CODE: AZV, BKD, ALT, (AC) MTR-CODE: AZV, BKD, ALT, (AC) MTR-CODE: AZV, BKD, ALT, (-AC) MTR-CODE: AZV, BKD, CA, WP CA, MTR-CODE: AZV, BKD, →CH-NO 1Z-6A151 621, 1Z-62272 755, 1Z-68089 110 CA, MTR-CODE: AZV, BKD, CH-NO 1Z-6A151 622→, CH-NO 1Z-62272 756→, CH-NO 1Z-68089 111→ CA, MTR-CODE: AZV, BKD, →CH-NO 1Z-6A151 621, 1Z-62272 755, 1Z-68089 110 CA, MTR-CODE: AZV, BKD, CH-NO 1Z-6A151 622→, CH-NO 1Z-62272 756→, CH-NO 1Z-68089 111→
<b>OCTAVIA (5E3, 5E5)</b>						
1.2 TSI	11/12-	CJZA, CJZB	63-77	1197	<b>6PK1000</b> <b>6PK737</b> <b>CT1167</b> <b>CT1167K1</b> <b>CT1169</b>	ALT, (AC) ALT, (-AC) CA CA WP
1.4 TSI, 1.4 TSI G-TEC	11/12-	CHPA, CPWA	81-103	1395	<b>6PK1000</b> <b>6PK737</b> <b>CT1167</b> <b>CT1167K1</b> <b>CT1169</b>	ALT, (AC) ALT, (AC) CA CA WP
1.6	01/14-	CWVA	81	1598	<b>6PK1000</b> <b>6PK737</b> <b>CT1167</b> <b>CT1167K1</b> <b>CT1169</b>	ALT, (AC) ALT, (-AC) CA CA WP
1.6 TDI, 1.6 TDI 4x4	11/12-	CLHA, CLHB, CRKB, CXXB, DBKA	66-81	1598	<b>6PK1026</b> <b>6PK799 ELAST</b> <b>6PK799 ELAST T1</b> <b>CT1168</b> <b>CT1168K1</b> <b>VD1076</b> <b>MS46</b>	ALT, (AC) ALT, (AC) ALT, (AC) CA CA FOR ART-NO: VD1076
1.8 TSI	11/12-	CJSB, CJSA	132	1798	<b>6PK1130</b>	ALT
2.0 TDI RS	05/13-	CUPA, CUNA	135	1968	<b>6PK1026</b>	ALT, (AC)







SKODA					
<b>OCTAVIA (5E3, 5E5)</b>					
					<b>6PK799 ELAST</b> ALT, (AC) <b>6PK799 ELAST T1</b> ALT, (AC) <b>CT1168</b> CA <b>CT1168K1</b> CA <b>AP9022</b> <b>VD1076</b> <b>MS46</b> FOR ART-NO: VD1076
2.0 TDI, 2.0 TDI 4x4, 2.0 TDI RS	11/12-	CKFC, CRMB, CRVC, CKFB, CUPA, CUNA	105-135	1968	<b>6PK1026</b> ALT, (AC) <b>6PK799 ELAST</b> ALT, (AC) <b>6PK799 ELAST T1</b> ALT, (AC) <b>CT1168</b> CA <b>CT1168K1</b> CA <b>VD1076</b> <b>MS46</b> FOR ART-NO: VD1076
<b>RAPID (120G, 130G, 135G)</b>					
1.3 S	09/84-12/90	135/8	43	1280	<b>AVX10X1000</b> ALT
<b>RAPID (NH1, NH3)</b>					
1.2	07/12-	CGPC	55	1198	<b>6PK1453</b> ALT, (AC) <b>6PK1453K2</b> ALT, (AC) <b>6PK1873</b> ALT, (AC) <b>6PK1873K1</b> ALT, (AC)
1.2 TSI	07/12-	CBZA, CBZB	63-77	1197	<b>6PK1432</b> ALT, (AC) <b>6PK1693</b> ALT, (AC) <b>AP9012</b>
1.4 TSI	07/12-	CAXA	90	1390	<b>6PK1090</b> ALT, (AC) <b>6PK1733</b> ALT, (AC) <b>AP9012</b>
1.6	07/12-	CFNA	77	1598	<b>6PK1090</b> ALT, (AC) <b>6PK1733</b> ALT, (AC) <b>6PK1733K3</b> ALT, (AC)
1.6 TDI	07/12-	CAYC, CLNA	77	1598	<b>6PK1070</b> ALT, (AC) <b>6PK1070K1</b> ALT, (AC) <b>6PK842 ELAST</b> ALT, (AC) <b>6PK842 ELAST T1</b> ALT, (AC) <b>CT1139</b> CA <b>CT1139K2</b> CA <b>CT1139WP6</b> CA, WP <b>AP9001</b> <b>MS46</b>
	08/13-	CAYB	66	1598	<b>6PK1070</b> MTR-CODE: CAYA, CAYB, CAYC, ALT, (AC) <b>6PK1070K1</b> MTR-CODE: CAYA, CAYB, CAYC, ALT, (AC) <b>6PK842 ELAST</b> MTR-CODE: CAYA, CAYB, CAYC, ALT, (AC) <b>6PK842 ELAST T1</b> MTR-CODE: CAYA, CAYB, CAYC, ALT, (AC) <b>CT1139</b> MTR-CODE: CAYA, CAYB, CAYC, CA <b>CT1139K2</b> MTR-CODE: CAYA, CAYB, CAYC, CA <b>CT1139WP6</b> MTR-CODE: CAYA, CAYB, CAYC, CA, WP <b>AP9001</b> <b>MS46</b>
<b>ROOMSTER (5J)</b>					
1.2	01/07-	BZG, CGPA	51	1198	<b>6PK1453</b> ALT, (AC) <b>6PK1453K2</b> ALT, (AC) <b>6PK1873</b> ALT, (AC), MTR-CODE: BME <b>6PK1873K1</b> ALT, (AC), MTR-CODE: BME
1.2 TSI	03/10-	CBZA, CBZB	63-77	1197	<b>6PK1432</b> MTR-CODE: CBZA, CBZB, ALT, (AC) <b>6PK1693</b> MTR-CODE: CBZA, CBZB, ALT, (AC) <b>AP9012</b>
1.4	09/06-	BXW, CGGB	63	1390	<b>6PK1080</b> ALT, (AC) <b>6PK1080K1</b> ALT, (AC) <b>6PK737</b> ALT, (AC) <b>CT957(SET)</b> CA <b>CT957K3</b> CA



ContiTech



SKODA

**SKODA**

**ROOMSTER (5J)**

					<b>CT957WP3</b>	CA
1.4 TDI	09/06-03/10	BNV, BMS	59	1422	<b>6PK1180</b> <b>6PK1180K2</b> <b>6PK820</b> <b>6PK995</b> <b>6PK995K1</b> <b>CT1028</b> <b>CT1028K3</b> <b>CT1028WP3</b> <b>AP9001</b>	ALT, (AC), MTR-CODE: BMS ALT, (AC), MTR-CODE: BMS ALT, (AC), MTR-CODE: BNV, BMS ALT, (AC), MTR-CODE: BNV ALT, (AC), MTR-CODE: BNV CA, WP CA, WP CA, WP
1.6	09/06-	BTS, CFNA	77	1598	<b>6PK1090</b> <b>6PK1733</b> <b>6PK1733K3</b>	ALT, (AC) ALT, (AC) ALT, (AC)
1.6 TDI	03/10-	CAYB, CAYC	66-77	1598	<b>6PK1070</b> <b>6PK1070K1</b> <b>6PK842 ELAST</b> <b>6PK842 ELAST T1</b> <b>CT1139</b> <b>CT1139K2</b> <b>CT1139WP6</b> <b>AP9001</b> <b>MS46</b>	MTR-CODE: CAYA, CAYB, CAYC, ALT, (AC) MTR-CODE: CAYA, CAYB, CAYC, ALT, (AC) MTR-CODE: CAYA, CAYB, CAYC, ALT, (AC) MTR-CODE: CAYA, CAYB, CAYC, ALT, (AC) MTR-CODE: CAYA, CAYB, CAYC, CA MTR-CODE: CAYA, CAYB, CAYC, CA MTR-CODE: CAYA, CAYB, CAYC, CA, WP
1.9 TDI	09/06-03/10	BLS, BSW	77	1896	<b>6PK1180</b> <b>6PK1180D1</b> <b>6PK1180K2</b> <b>6PK780</b> <b>CT1028</b> <b>CT1028K3</b> <b>AP9001</b> <b>VD1076</b> <b>MS18</b>	ALT, (AC), MTR-CODE: BLS ALT, (AC) ALT, (AC), MTR-CODE: BLS ALT, (AC), MTR-CODE: AXR, BSW CA, WP CA, WP FOR ART-NO: VD1076

**SUPERB (3T4, 3T5)**

1.6 TDI	09/10-05/15	CAYC	77	1598	<b>6PK1070</b> <b>6PK1070K1</b> <b>CT1139</b> <b>CT1139K2</b> <b>CT1139WP6</b> <b>AP9001</b> <b>AP9012</b> <b>AP9022</b> <b>MS46</b>	ALT, (AC) ALT, (AC) CA CA MTR-CODE: CAYC, CA, WP
1.8 TSI	03/08-05/15	BZB, CDAA	118	1798	<b>6PK1120</b> <b>CT1143</b> <b>CT1143WP1</b> <b>AP9009</b>	ALT WP WP
	03/09-05/15	CDAB	112	1798	<b>6PK1120</b> <b>AP9009</b>	ALT
2.0 TDI	10/09-03/10	BMP	103	1968	<b>6PK1050</b>	ALT
					<b>6PK1050D2</b>	ALT
					<b>6PK1050K1</b>	ALT
					<b>CT1028</b>	CA
					<b>CT1028K3</b>	CA
					<b>CT1028WP4</b>	CA
<b>AP9001</b>						
<b>AP9022</b>						
<b>VD1076</b>						
<b>MS37</b>	FOR ART-NO: VD1076					
2.0 TDI 16V	01/09-05/15	BKD, CFFB, CLJA	103	1968	<b>6PK1050</b>	MTR-CODE: BKD, ALT, (AC)
					<b>6PK1050K2</b>	MTR-CODE: BKD, ALT, (AC)
					<b>6PK1070</b>	MTR-CODE: CFFB, CLJA, ALT, (AC)
					<b>6PK1070K1</b>	MTR-CODE: CFFB, CLJA, ALT, (AC)





SKODA					
<b>SUPERB (3T4, 3T5)</b>					
					<b>6PK948</b> MTR-CODE: BKD, ALT, (-AC) <b>CT1051</b> MTR-CODE: BKD, CA <b>CT1051K2</b> MTR-CODE: BKD, CA <b>CT1051WP2</b> MTR-CODE: BKD, CA <b>CT1139</b> MTR-CODE: CFFB, CLJA, CA <b>CT1139K2</b> MTR-CODE: CFFB, CLJA, CA <b>CT1139WP6</b> MTR-CODE: CFFB, CA, WP <b>AP9001</b> <b>AP9022</b> <b>VD1076</b> MTR-CODE: BKD <b>MS18</b> FOR ART-NO: VD1111 <b>MS37</b> FOR ART-NO: VD1076
2.0 TDI 16V 4x4	11/10-05/15	CFFB	103	1968	<b>6PK1070</b> MTR-CODE: CFFB, CLJA, ALT, (AC) <b>6PK1070K1</b> MTR-CODE: CFFB, CLJA, ALT, (AC) <b>CT1139</b> MTR-CODE: CFFB, CLJA, CA <b>CT1139K2</b> MTR-CODE: CFFB, CLJA, CA <b>CT1139WP6</b> MTR-CODE: CFFB, CA, WP <b>AP9001</b> <b>AP9022</b> <b>MS18</b> FOR ART-NO: VD1111
2.0 TDI, 2.0 TDI 4x4	07/08-05/15	CBBB, CFGB	125	1968	<b>6PK1070</b> MTR-CODE: CBBB, CFGB, CFFB, ALT <b>6PK1070K1</b> MTR-CODE: CBBB, CFGB, CFFB, ALT <b>CT1134</b> MTR-CODE: CBBB, CA <b>CT1134K1</b> MTR-CODE: CBBB, CA <b>CT1134WP1</b> MTR-CODE: CBBB, CA, WP <b>CT1139</b> MTR-CODE: CFGB, CFFB, CA <b>CT1139K2</b> MTR-CODE: CFGB, CFFB, CA <b>CT1139WP6</b> MTR-CODE: CFGB, CFFB, CA, WP <b>AP9001</b> <b>AP9022</b> <b>VD1076</b> MTR-CODE: CBBB <b>MS18</b> FOR ART-NO: VD1076 <b>MS18</b> VD1111
<b>SUPERB (3U4)</b>					
1.8 T	12/01-03/08	AWT	110	1781	<b>4PK855</b> AC <b>4PK855K1</b> AC <b>5PK1300</b> ALT, PS <b>5PK1300K1</b> ALT, PS <b>CT909</b> CA <b>CT909K10</b> CA <b>CT909K4</b> CA <b>CT909WP2</b> CA <b>AP9002</b>
1.9 TDI	12/01-03/08	AWX, AVF	96	1896	<b>4PK855</b> AC <b>4PK855K1</b> AC <b>5PK1432</b> ALT, PS <b>5PK1432K1</b> ALT, PS <b>CT1028</b> CA <b>CT1028K2</b> CA, ⇨03/2002 <b>CT1028K3</b> CA, 04/2002⇨ <b>CT1028K4</b> CA, ⇨03/2002 <b>CT1028WP4</b> CA, 04/2002⇨ <b>CT1028WP7</b> CA, ⇨03/2002 <b>AP9002</b> <b>VD1090</b> <b>MS17</b> OUTER: i <sup>2</sup> /M8x37 mm <b>MS18</b> OUTER: i <sup>2</sup> /M8x20 mm
2.0	12/01-03/08	AZM	85	1984	<b>4PK855</b> AC <b>4PK855K1</b> AC <b>5PK1300</b> ALT, PS <b>5PK1300K1</b> ALT, PS



ContiTech



SKODA

**SKODA**

**SUPERB (3U4)**



					<b>CT908</b> <b>CT908K1</b> <b>CT908WP2</b> <b>AP9002</b> <b>AP9007</b>	CA CA CA
2.0 TDI	10/05-03/08	BSS	103	1968	<b>4PK855</b> <b>4PK855K1</b> <b>5PK1432</b> <b>5PK1432K1</b> <b>CT1028</b> <b>CT1028K2</b> <b>CT1028K3</b> <b>CT1028K4</b> <b>AP9002</b> <b>MS18</b>	AC AC ALT, PS, WP, FAN ALT, PS, WP, FAN CA, WP CA, ⇨CH-NO 3U-29015 228 CA, WP, CH-NO 3U-29015 229⇨ CA, ⇨CH-NO 3U-29015 228 05/2005⇨

**YETI (5L)**

1.2 TSI	09/09-	CBZB	77	1197	<b>6PK1432</b> <b>6PK1693</b> <b>AP9012</b>	MTR-CODE: CBZB, ALT, (-AC) MTR-CODE: CBZB, ALT, (AC)
1.4 TSI	06/10-	CAXA	90	1390	<b>6PK1090</b> <b>6PK1733</b> <b>6PK1733K3</b> <b>AP9012</b>	ALT, (-AC) ALT, (AC) ALT, (AC)
1.6	04/14-	CWVA	81	1598	<b>CT1167</b> <b>CT1167K1</b>	CA CA
1.6 TDI	11/10-	CAYC	77	1598	<b>6PK1070</b> <b>6PK1070K1</b> <b>6PK842 ELAST</b> <b>6PK842 ELAST T1</b> <b>CT1139</b> <b>CT1139K2</b> <b>CT1139WP6</b> <b>AP9001</b> <b>MS46</b>	MTR-CODE: CAYC, ALT, (AC) MTR-CODE: CAYC, ALT, (AC) MTR-CODE: CAYC, ALT, (-AC) MTR-CODE: CAYC, ALT, (-AC) MTR-CODE: CAYC, CA MTR-CODE: CAYC, CA MTR-CODE: CAYC, CA, WP
1.8 TSI 4x4	05/09-	CDAА, CDAB	112-118	1798	<b>6PK1120</b> <b>CT1143</b> <b>CT1143WP1</b> <b>AP9009</b>	ALT WP WP
2.0 TDI	11/09-	CFHA, CLCA	81	1968	<b>6PK1070</b> <b>6PK1070K1</b> <b>6PK842 ELAST</b> <b>6PK842 ELAST T1</b> <b>CT1139</b> <b>CT1139K2</b> <b>CT1139WP6</b> <b>AP9001</b> <b>MS46</b>	MTR-CODE: CFHA, CFHC, CFHF, CLCA, ALT, (AC) MTR-CODE: CFHA, CFHC, CFHF, CLCA, ALT, (AC) MTR-CODE: CFHA, CFHC, CFHF, CLCA, ALT, (-AC) MTR-CODE: CFHA, CFHC, CFHF, CLCA, ALT, (-AC) MTR-CODE: CFHA, CFHC, CFHF, CLCA, CA MTR-CODE: CFHA, CFHC, CFHF, CLCA, CA MTR-CODE: CFHA, CFHC, CFHF, CLCA, CA, WP
2.0 TDI 4x4	11/09-	CFHF	81	1968	<b>6PK1070</b> <b>6PK1070K1</b> <b>6PK842 ELAST</b> <b>6PK842 ELAST T1</b> <b>CT1139</b> <b>CT1139K2</b> <b>CT1139WP6</b> <b>AP9001</b> <b>MS46</b>	MTR-CODE: CFHA, CFHC, CFHF, ALT, (AC) MTR-CODE: CFHA, CFHC, CFHF, ALT, (AC) MTR-CODE: CFHA, CFHC, CFHF, ALT, (-AC) MTR-CODE: CFHA, CFHC, CFHF, ALT, (-AC) MTR-CODE: CFHA, CFHC, CFHF, CA MTR-CODE: CFHA, CFHC, CFHF, CA MTR-CODE: CFHA, CFHC, CFHF, CA, WP
	05/09-	CBDB, CFHC, CLCB	103	1968	<b>6PK1070</b> <b>6PK1070K1</b> <b>6PK842 ELAST</b> <b>6PK842 ELAST T1</b> <b>CT1134</b>	ALT, (AC), MTR-CODE: CBDB, CFHC, CLCB ALT, (AC), MTR-CODE: CBDB, CFHC, CLCB MTR-CODE: CBDB, CFHC, CLCB, ALT, (-AC) MTR-CODE: CBDB, CFHC, CLCB, ALT, (-AC) MTR-CODE: CBDB, CA





SKODA						
<b>YETI (5L)</b>						
					<b>CT1134K1</b> <b>CT1134WP1</b> <b>CT1139</b> <b>CT1139K2</b> <b>CT1139WP6</b> <b>AP9001</b> <b>VD1076</b> <b>MS18</b> <b>MS46</b>	MTR-CODE: CBDB, CA MTR-CODE: CBDB, CA, WP CA, MTR-CODE: CFHC, CLCB MTR-CODE: CFHC, CLCB, CA MTR-CODE: CFHC, CLCB, CA, WP MTR-CODE: CBDB FOR ART-NO: VD1076 FOR ART-NO: VD1111
11/09-	CEGA, CFJA	125	1968	<b>6PK1070</b> <b>6PK1070K1</b> <b>6PK842 ELAST</b> <b>6PK842 ELAST T1</b> <b>CT1134</b> <b>CT1134K1</b> <b>CT1134WP1</b> <b>CT1139</b> <b>CT1139K2</b> <b>CT1139WP6</b> <b>AP9001</b> <b>VD1076</b> <b>MS18</b> <b>MS46</b>	MTR-CODE: CEGA, CFJA, ALT, (AC) MTR-CODE: CEGA, CFJA, ALT, (AC) MTR-CODE: CEGA, CFJA, ALT, (AC) MTR-CODE: CEGA, CFJA, ALT, (AC) MTR-CODE: CEGA, CA MTR-CODE: CEGA, CA, WP MTR-CODE: CFJA, CA MTR-CODE: CFJA, CA MTR-CODE: CFJA, CA, WP MTR-CODE: CEGA FOR ART-NO: VD1076 FOR ART-NO: VD1111	

SMART						
<b>CABRIO (450)</b>						
0.6	03/00-01/04	M 160 E6AL B03, M 160.920	40	599	<b>3PK850</b> <b>4PK790</b>	AC ALT
<b>CITY-COUPÉ (450)</b>						
0.6	07/98-01/04	M 160 E6AL B03, M 160 E6AL B04, M 160 E6AL B05, M 160.920	33-45	599	<b>3PK850</b> <b>4PK790</b>	AC ALT
0.7	01/03-01/04	M 160.910	37-45	698	<b>3PK850</b> <b>4PK790</b>	AC ALT
0.8 CDI	11/99-01/04	OM 660 DE 8LA, OM 660.940	30	799	<b>3PK850</b> <b>5PK768</b>	AC ALT
<b>FORFOUR (453)</b>						
0.9	11/14-	M 281.910	66	898	<b>AP9047</b>	
1.0	07/14-	M 281.920	45-52	999	<b>AP9047</b>	
<b>FORFOUR (454)</b>						
1.1	01/04-06/06	M 134.910, M 134.911	47-55	1124	<b>5PK1219</b> <b>5PK920</b>	AC ALT
1.3	01/04-06/06	M 135.930	70	1332	<b>5PK1219</b> <b>5PK920</b>	ALT, (AC) ALT, (AC)
1.5	01/04-06/06	M 135.950	80	1499	<b>5PK1219</b> <b>5PK920</b>	AC ALT
1.5 CDI	09/04-06/06	OM 639.939	50-70	1493	<b>5PK1788</b> <b>AP9014</b>	ALT
<b>FORTWO (450)</b>						
0.7	01/04-01/07	M 160.910	37-45	698	<b>3PK850</b> <b>4PK790</b>	AC ALT
0.8 CDI	01/04-01/07	OM 660 DE 8LA, OM 660.940	30	799	<b>3PK850</b> <b>5PK768</b>	AC ALT, PS
<b>FORTWO (451)</b>						
0.8 CDI	01/07-	OM 660.950, OM 660.951	33-40	799	<b>3PK806 ELAST</b> <b>5PK768</b>	AC ALT
1.0 Turbo	01/07-	M 132.930	62	999	<b>4PK753 ELAST</b> <b>4PK800</b>	AC ALT
<b>FORTWO (453)</b>						
0.9	09/14-	M 281.910	66	898	<b>AP9047</b>	MTR-CODE: M 281.910
1.0	07/14-	M 281.920	52	999	<b>7PK1240</b>	ALT, (AC)

SMART





ContiTech



**SMART**

**FORTWO (453)**

						<b>AP9047</b>	MTR-CODE: M 281.920
<b>FORTWO Cabrio (451)</b> 1.0	01/07-	M 132.910	52	999	 	<b>4PK753 ELAST</b> <b>4PK800</b>	AC, (451.431), (451.480) ALT, (451.431), NOT FOR: Micro Hybrid Drive
<b>FORTWO Coupe (451)</b> 1.0	01/07-	M 132.910	45	999	 	<b>4PK753 ELAST</b> <b>4PK800</b>	AC, (451.330), (451.334) ALT, (451.330), NOT FOR: Micro Hybrid Drive
			52	999	 	<b>4PK753 ELAST</b> <b>4PK800</b>	AC, (NOT FOR: 451.331), (NOT FOR: 451.380) ALT, (451.331), NOT FOR: Micro Hybrid Drive
<b>ROADSTER Coupe (452)</b> 0.7	04/03-11/05	M 160.921	60	698		<b>3PK850</b>	AC
						<b>4PK790</b>	ALT

**SSANGYONG**

<b>ACTYON I</b>							
2.0 Xdi	11/05-	D20DT	104	1998		<b>6PK2250</b>	ALT
200 Xdi 4WD	10/06-	D20DT	104	1998		<b>6PK2257</b>	ALT
<b>KYRON</b>							
2.0 Xdi, 2.0 Xdi 4x4	05/05-	D20DT	104	1998		<b>6PK2257</b>	ALT
<b>REXTON (GAB_)</b>							
2.7 Xdi	08/04-	D27DT	120	2696		<b>6PK2257</b>	ALT
<b>RODIUS</b>							
2.7 Xdi 4WD	05/05-	D27DT	121	2696		<b>6PK2250</b>	ALT

**SUBARU**

<b>FORESTER (SF)</b>							
2.0	08/97-09/02	EJ20	90-92	1994	    	<b>4PK895</b> <b>5PK880</b> <b>CT1050</b> <b>CT792</b> <b>CT792K2</b>	AC ALT CA, 09/1998⇨ CA, ⇨08/1998 CA, ⇨08/1998
<b>FORESTER (SG)</b>							
2.0	09/02-	EJ20	92	1994	   	<b>4PK895</b> <b>5PK880</b> <b>CT1050</b> <b>CT1050K1</b>	AC ALT CA, 09/2002⇨, ⇨08/2005 CA
2.0 S Turbo	09/02-	EJ20	130	1994	   	<b>4PK895</b> <b>5PK880</b> <b>CT1058</b> <b>CT1058K3</b>	AC ALT CA CA
2.0 X	09/05-	EJ204	116	1994	    	<b>4PK895</b> <b>5PK869</b> <b>CT1050</b> <b>CT1050K1</b> <b>CT1058</b> <b>CT1058K3</b>	AC ALT CA, MTR-CODE: EJ201 CA, MTR-CODE: EJ201 CA, MTR-CODE: EJ204 CA, MTR-CODE: EJ204
2.5 XT	09/05-	EJ255	169	2457	   	<b>4PK895</b> <b>5PK880</b> <b>CT1058</b> <b>CT1058K3</b>	AC, MTR-CODE: EJ255LD ALT, MTR-CODE: EJ255LD CA CA
<b>FORESTER (SH)</b>							
2.0 AWD	01/08-	EJ20	110	1994	  	<b>4PK826 ELAST</b> <b>CT1058</b> <b>CT1058K3</b>	AC CA CA
2.0 AWD, 2.0 D AWD	09/08-	FB20, EE20Z	108-110	1995-1998		<b>7PK1834</b>	ALT
2.5 AWD	01/09-	EJ25	126	2457	   	<b>4PK826 ELAST</b> <b>5PK869</b> <b>CT1050</b> <b>CT1050K1</b>	AC ALT CA CA
<b>FORESTER (SJ)</b>							
2.0 D	03/13-	EE20Z	108	1998		<b>7PK1845</b>	ALT





SUBARU						
<b>FORESTER (SJ)</b>						
↳ 2.0 Turbo GT AWD	06/98-12/00	EJ205	160	1994	∞ ∞ ▲▲▲ ▲▲▲ ▲▲▲	4PK885 AC 5PK880 ALT CT1058 CA CT1058K1 CA, ⇨10/1998 CT1058K2 CA, 10/1998⇨
<b>IMPREZA (GD, GG)</b>						
1.6 AWD	12/00-	EJ16	70	1597	∞ ∞ ∞ ▲▲▲ ▲▲▲	4PK885 AC 5PK690 ALT, (-PS) 5PK880 ALT, (PS) CT1050 CA CT1050K1 CA
2.0 i AWD	12/00-	EJ20	92	1994	∞ ∞ ∞ ▲▲▲ ▲▲▲	4PK895 AC 5PK690 ALT, (-PS) 5PK880 ALT, (PS) CT1050 CA CT1050K1 CA
2.0 WRX STi AWD	11/01-	EJ207	195	1994	∞ ∞ ▲▲▲ ▲▲▲ ▲▲▲	4PK895 AC 5PK880 ALT CT1058 CA CT1058K2 CA, ⇨09/2002 CT1058K3 CA, 10/2002⇨
<b>IMPREZA (GR, GH, G3)</b>						
1.5 AWD	02/08-	EL15	79	1498	∞ ∞ ▲▲▲ ▲▲▲	4PK826 ELAST AC 5PK869 ALT CT1058 CA CT1058K3 CA
2.0 D AWD	01/09-	EE20Z	110	1998	∞	7PK1834 ALT, (AC)
<b>JUSTY II (JMA, MS)</b>						
1.3 4x4	04/01-11/03	G13BB	63	1298	∞ ∞ ∞ ∞ ▲▲▲ ▲▲▲	4PK790 AC, (-PS) 4PK815 ALT 4PK850 PS, (-AC) 4PK954 PS, (AC) CT895 CA CT895K1 CA
1.3 GX 4x4	10/95-11/03	EF13	50	1298	∞ ∞ ∞ ∞ ▲▲▲ ▲▲▲ ▲▲▲ ▲▲▲	3PK815 ALT, ⇨12/1996 4PK790 AC, (-PS) 4PK815 ALT, 01/1997⇨ 4PK850 PS, (-AC) 4PK954 PS, (AC) CT824 CA, ⇨05/1996 CT824K1 CA, ⇨05/1996 CT898 CA, 06/1996⇨ CT898K1 CA, 06/1996⇨
<b>JUSTY III (G3X)</b>						
1.3	09/03-	M13A	69	1328	∞ ∞ ∞ ∞ ▲▲▲	4PK785 AC 4PK815 ALT 4PK850 PS, (-AC) 4PK950 PS, (AC) CT898 CA
<b>JUSTY IV</b>						
1.0	01/07-	1KR-FE	51	998	∞	6PK1180 ALT
<b>LEGACY II (BD, BG)</b>						
2.0 i 4WD	09/94-11/98	EJ20	85	1994	∞ ∞ ▲▲▲ ▲▲▲ ▲▲▲	4PK885 AC 5PK880 ALT, PS CT792 CA CT792K1 CA, ⇨01/1997 CT792K2 CA, 01/1997⇨
2.5 i 4WD	06/96-03/99	EJ25D	110	2457	∞ ∞ ▲▲▲ ▲▲▲ ▲▲▲	4PK895 AC 5PK880 ALT CT1058 CA CT1058K1 CA, ⇨09/1996 CT1058K2 CA, 09/1996⇨





ContiTech



**SUBARU**

**LEGACY III (BE, BH)**

↔ 2.0 AWD	12/98-08/03	EJ20	92	1994	∞ ∞ ▲ ▲	<b>4PK895</b> <b>5PK880</b> <b>CT1050</b> <b>CT1050K1</b>	AC ALT CA, MTR-CODE: EJ251 CA
2.5, 2.5 AWD	10/98-08/03	EJ25	115	2457	∞ ∞ ∞ ▲ ▲	<b>4PK885</b> <b>4PK895</b> <b>5PK880</b> <b>CT1050</b> <b>CT1050K1</b>	AC, (RHD) AC ALT CA, MTR-CODE: EJ251 CA

**LEGACY IV (BL, BP, B13\_)**

2.0 D AWD	02/08-	EE20Z	110	1998	∞	<b>7PK1834</b>	ALT
2.5 AWD	09/03-	EJ25	121	2457	∞ ∞ ▲ ▲	<b>5PK869</b> <b>5PK880</b> <b>CT1050</b> <b>CT1050K1</b>	ALT, 06/2005⇒ ALT, ⇒05/2005 CA CA

**LEGACY V (BM, BR)**

2.0 D	09/09-	EE20Z	110	1998	∞	<b>7PK1845</b>	ALT
-------	--------	-------	-----	------	---	----------------	-----

**OUTBACK (BL, BP)**

2.5	11/03-09/09	EJ25D	121	2457	∞ ∞ ∞ ▲ ▲	<b>4PK845</b> <b>5PK869</b> <b>5PK880</b> <b>CT1050</b> <b>CT1050K1</b>	AC ALT, 05/2005⇒ ALT, ⇒05/2005 CA CA
-----	-------------	-------	-----	------	-----------------------	---	--

**OUTBACK (BM, BR)**

2.0 D	09/09-	EE20Z	110	1998	∞	<b>7PK1845</b>	ALT
-------	--------	-------	-----	------	---	----------------	-----

**VIVIO**

0.7	08/92-12/98	EN07E	32	658	∞ ∞	<b>AVX10X625</b> <b>3PK735</b>	ALT AC
-----	-------------	-------	----	-----	--------	-----------------------------------	-----------

**XV**

2.0 D	03/12-	EE20Z	108	1998	∞	<b>7PK1845</b>	ALT
-------	--------	-------	-----	------	---	----------------	-----

**SUZUKI**

**ALTO**

0.8	01/86-12/88	F8B	29	796	∞ ▲ ▲	<b>AVX10X825</b> <b>CT680</b> <b>CT680K2</b>	ALT CA CA
-----	-------------	-----	----	-----	-------------	--	-----------------

**ALTO (HA11)**

1.0	09/94-09/98	G10BB	39	993	∞ ∞ ▲ ▲	<b>4PK815</b> <b>4PK836</b> <b>CT898</b> <b>CT898K1</b>	ALT PS CA CA
-----	-------------	-------	----	-----	------------------	--	-----------------------

**ALTO (HA24)**

1.1	09/04-12/08	F10DN, F10D	46	1061	∞ ∞ ▲ ▲	<b>3PK750</b> <b>4PK706</b> <b>CT1132</b> <b>CT680</b>	ALT, (AC) ALT, (AC) CA, OE-NO 12761M84410, 12761M84430 CA, OE-NO 12761M84400
-----	-------------	-------------	----	------	------------------	---	---

**ALTO (HA25, HA35)**

1.0	01/09-	K10B	50	996	∞ ∞	<b>4PK790</b> <b>5PK900</b>	AC ALT
-----	--------	------	----	-----	--------	--------------------------------	-----------

**BALENO (EG)**

1.3 i 16V	07/95-05/02	G13BB	63	1298	∞ ∞ ∞ ∞ ▲ ▲	<b>4PK1010</b> <b>4PK815</b> <b>4PK841</b> <b>4PK900</b> <b>4PK915</b> <b>CT895</b> <b>CT895K1</b>	PS, (AC) ALT AC, (-PS) PS, (-AC), OE-NO 4918060G10 PS, (-AC), OE-NO 4918063G10 CA CA
-----------	-------------	-------	----	------	----------------------------	--	--

**BALENO Estate (EG)**

1.6 i 16V	08/96-05/02	G16B	72	1590	∞ ∞ ∞ ∞ ∞ ▲	<b>4PK1010</b> <b>4PK815</b> <b>4PK841</b> <b>4PK900</b> <b>4PK915</b> <b>CT757</b>	PS, (AC) ALT AC, (-PS) PS, (-AC), OE-NO 4918060G10 PS, (-AC), OE-NO 4918063G10 CA
-----------	-------------	------	----	------	----------------------------	--	--







ContiTech



## SUZUKI

## BALENO Estate (EG)



## BALENO Hatchback (EG)

					CT757K1	CA
1.3 i 16V	07/95-05/02	G13BB	63	1298	4PK1010 4PK815 4PK841 4PK900 4PK915 CT895 CT895K1	PS, (AC) ALT AC, (-PS) PS, (-AC), OE-NO 4918060G10 PS, (-AC), OE-NO 4918063G10 CA CA
1.6 i 16V	07/95-05/02	G16B	72	1590	4PK1010 4PK815 4PK841 4PK900 4PK915 CT757 CT757K1	PS, (AC) ALT AC, (-PS) PS, (-AC), OE-NO 4918060G10 PS, (-AC), OE-NO 4918063G10 CA CA
<b>CELERIO</b>						
1.0	03/14-	K10B	50	998	4PK790 5PK900	AC ALT
<b>GRAND VITARA I (FT)</b>						
1.6 4x4	03/98-07/03	G16B	69	1590	4PK790 4PK810 4PK950 CT757 CT757K1	PS, (-AC) ALT PS, (AC) CA CA
2.0 4x4	03/98-07/03	J20A	94	1995	5PK1546 5PK1646 AP9038	ALT, (AC) ALT, (AC)
2.0 HDI 110	07/01-09/05	RHZ	80	1997	4PK815 6PK1635 CT987 CT987K1 AP9038	AC ALT CA CA
2.0 HDI 110 16V	07/01-09/05	RHW	80	1997	4PK800 6PK1635 CT1063 CT1063K2 AP9038	AC ALT, 06/2003⇄, MTR-CODE: RHW CA, MTR-CODE: RHW, 06/2003⇄ CA, MTR-CODE: RHW, 06/2003⇄
2.0 TD	03/98-07/03	RF	64	1998	AVX13X1175 AVX13X850 AVX13X925 CT832 AP9038	ALT, ⇄01/2001 AC, MTR-CODE: RFM, ⇄01/2001 PS, MTR-CODE: RFM, ⇄01/2001 CA
2.5 V6 24V	04/98-07/03	H 25 A	106	2493	4PK1020 4PK1080 4PK925	PS, (-AC) PS, (AC) ALT
<b>GRAND VITARA II (JT)</b>						
1.6 All-wheel Drive	04/05-02/15	M16A	78	1586	4PK890 4PK995 5PK836	PS AC, (PS) ALT, (AC)
1.9 DDiS	10/05-02/15	F9QB	95	1870	7PK1388 7PK1988 CT1064 CT1064K1 CT1150 CT1150K1	ALT, (AC) ALT, (AC) CA, ⇄CH-NO 00610000 CA, ⇄CH-NO 00610000 CA, CH-NO 00610001⇄ CA, CH-NO 00610001⇄
2.0 All-wheel Drive	10/05-02/15	J20A	103	1995	5PK1546 5PK1646 AP9038	ALT, (AC) ALT, (AC)
2.4 All-wheel Drive	01/09-02/15	J24B	122- 124	2393	6PK2050 6PK2050	ALT, (Grand Vitara) ALT, (Escudo)





ContiTech



**SUZUKI**

<b>IGNIS (FH)</b>							
↔	1.3, 1.3 4WD	10/00-09/03	M13A	61	1328	∞ 4PK810 ∞ 4PK836	AC ALT
<b>IGNIS II</b>							
	1.3	09/03-	M13A	69	1328	∞ 4PK810 ∞ 4PK836	AC ALT
	1.3 4x4	09/03-	M13A	69	1328	∞ 4PK815 ∞ 4PK841	AC ALT
	1.3 DDIS	09/03-	Z13DT	51	1248	∞ 6PK1180 ∞ 6PK1180K1 ∞ 6PK1318 ∞ 6PK1318K2 ⊙ AP9035	ALT, (AC) ALT, (AC) ALT, (AC) ALT, (AC)
	1.5, 1.5 4x4	09/03-	M15A	73	1490	∞ 4PK800 ∞ 4PK836	AC ALT
<b>JIMNY (FJ)</b>							
	1.3 16V	02/01-	M13A	60	1328	∞ 4PK815 ∞ 4PK836 ∞ 4PK900 ∞ 4PK950 CT895 CT895K1	PS, (-AC) ALT PS, (AC) AC CA CA
	1.3 16V 4WD	02/01-	M13A	60	1328	∞ 4PK790 ∞ 4PK836 ∞ 4PK850 ∞ 4PK950 CT895 CT895K1	AC, (-PS) ALT, (-AC) PS, (-AC) AC, (PS) CA CA
	1.3 16V 4x4	08/05-	M13A	63	1328	∞ 4PK785 ∞ 4PK841 ∞ 4PK850 ∞ 4PK954	AC, (-PS) ALT PS, (-AC) AC, PS
	1.3 16V, 1.3 16V 4WD	09/98-	G13BB	59	1298	∞ 4PK815 ∞ 4PK900 CT895 CT895K1	AC, (-PS) AC, (PS) CA CA
	1.5 DDIS 4WD	12/03-	K9K 700	48	1461	∞ 6PK1965 CT1035 CT1035K2 CT1035WP2	ALT CA CA CA
	1.5 DDIS 4x4	08/05-	K9K 266	63	1461	∞ 6PK1965 ∞ 6PK2120 CT1035 CT1035K2 CT1035WP2 CT1035WP3	ALT AC CA CA CA CA
<b>LIANA (ER)</b>							
	1.3	07/01-	M13A	66	1328	∞ 4PK1010 ∞ 4PK836 ∞ 4PK938	AC, MTR-CODE: M13A ALT, MTR-CODE: M13A PS
	1.6, 1.6 i, 1.6 4WD	07/01-	M16A	76-78	1586	∞ 4PK1010 ∞ 4PK836 ∞ 4PK938	AC, MTR-CODE: M16A ALT, MTR-CODE: M16A PS
<b>SAMURAI (SJ)</b>							
	1.3 All-wheel Drive	11/88-12/04	G13BA	51	1298	∞ AVX10X763 ∞ AVX10X838 CT568 CT568K1 CT824 CT824K1	AC ALT CA, ⇨07/1993 CA, ⇨07/1993 CA, 08/1993⇨ CA, 08/1993⇨, ⇨12/1996
<b>SPLASH</b>							
	1.0	01/08-	K10B	48-50	996	∞ 4PK765	AC





SUZUKI						
<b>SPLASH</b>						
1.2, 1.2 VVT	01/08-	K12B	63-69	1242	∞	<b>5PK900</b> ALT
					∞	<b>4PK765</b> AC
1.3 CDTI	01/08-	D13A, Z 13 DTJ	55	1248	∞	<b>5PK900</b> ALT
					∞	<b>6PK1180</b> ALT, (AC)
					∞	<b>6PK1180K1</b> ALT, (AC)
					∞	<b>6PK1318</b> ALT, (AC)
					∞	<b>6PK1318K2</b> ALT, (AC)
					⊙	<b>AP9035</b>
<b>SWIFT II (AH, AJ, EA, MA)</b>						
1.0, 1.0 i	03/89-12/05	G10A	37-39	993	∞	<b>3PK815</b> ALT, ⇨10/1996
					∞	<b>4PK760</b> AC, (-PS), ⇨10/1996
					∞	<b>4PK790</b> AC, (-PS), 11/1996⇨
					∞	<b>4PK815</b> ALT, 11/1996⇨
					∞	<b>4PK825</b> PS, (-AC)
					∞	<b>4PK925</b> PS, (AC)
					▲▲▲	<b>CT1017</b> CA, MTR-NO 176379⇨, 3#NAME?, ⇨12/1996
					▲▲▲	<b>CT1017</b> CA, MTR-NO 147247⇨, 5#NAME?, ⇨12/1996
					▲▲▲	<b>CT1017K1</b> CA, ⇨06/1996, MTR-NO 147247⇨, 5#NAME?, ⇨12/1996
					▲▲▲	<b>CT1017K1</b> CA, ⇨06/1996, MTR-NO 176379⇨, 3#NAME?, ⇨12/1996
					▲▲▲	<b>CT569</b> CA, ⇨MTR-NO 176378, 3#NAME?, ⇨12/1996
					▲▲▲	<b>CT569</b> CA, ⇨MTR-NO 147246, 5#NAME?, ⇨12/1996
					▲▲▲	<b>CT569K1</b> CA, ⇨06/1996, ⇨MTR-NO 176378, 3#NAME?, ⇨12/1996
▲▲▲	<b>CT569K1</b> CA, ⇨05/1996, ⇨MTR-NO 147246, 5#NAME?, ⇨12/1996					
▲▲▲	<b>CT895</b> CA, 01/1997⇨					
1.3	03/89-05/01	G13A	50	1298-1324	∞	<b>3PK815</b> ALT, ⇨10/1996
					∞	<b>4PK790</b> AC, (-PS)
					∞	<b>4PK815</b> ALT, 11/1996⇨
					∞	<b>4PK850</b> PS, (-AC)
					∞	<b>4PK950</b> PS, (AC)
					▲▲▲	<b>CT568</b> CA, ⇨MTR-NO G13B253432, G13BA339760
					▲▲▲	<b>CT824</b> CA, MTR-NO G13B253433⇨, G13BA339761⇨, ⇨05/1996
					▲▲▲	<b>CT824K1</b> CA, ⇨05/1996
▲▲▲	<b>CT898</b> CA, 06/1996⇨					
▲▲▲	<b>CT898K1</b> CA, 06/1996⇨					
1.6 i	01/90-05/01	G16B	68	1590	∞	<b>4PK815</b> ALT
					∞	<b>4PK850</b> PS, (-AC)
					∞	<b>4PK950</b> PS, (AC)
					▲▲▲	<b>CT757</b> CA
					▲▲▲	<b>CT757K1</b> CA
<b>SWIFT III (MZ, EZ)</b>						
1.3	02/05-	M13A	68	1328	∞	<b>4PK810</b> AC
					∞	<b>4PK836</b> ALT, ⇨CH-NO 400000
1.3 4x4	01/06-	M13A	66	1328	∞	<b>5PK836</b> ALT, CH-NO 400001⇨
					∞	<b>4PK800</b> AC, OE-NO 17521-61A00
					∞	<b>4PK810</b> AC, OE-NO 17521-51A00
1.3 DDIS	02/05-	M13A	68	1328	∞	<b>4PK836</b> ALT
					∞	<b>4PK805</b> AC, ⇨04/2008, (LHD)
					∞	<b>4PK815</b> AC, (RHD)
					∞	<b>4PK815</b> 04/2008⇨, AC, (LHD)
					∞	<b>4PK830</b> ALT, ⇨04/2008
					∞	<b>5PK836</b> ALT, 04/2008⇨
1.3 DDIS	08/05-	Z13DT, D13A, Z 13 DTJ	51-55	1248	∞	<b>6PK1180</b> ALT, (AC)
					∞	<b>6PK1180K1</b> ALT, (AC)
					∞	<b>6PK1318</b> ALT, (AC)
					∞	<b>6PK1318K2</b> ALT, (AC)
					⊙	<b>AP9035</b>





ContiTech



**SUZUKI**

**SWIFT III (MZ, EZ)**

↔ 1.5	02/05-	M15A	75	1490	∞	<b>4PK800</b>	AC
					∞	<b>4PK836</b>	ALT, WP, (SG415)
					∞	<b>5PK836</b>	ALT, WP, (SG416)
1.6	05/06-	M16A	92	1586	∞	<b>4PK815</b>	AC
					∞	<b>5PK836</b>	ALT

**SWIFT IV (FZ, NZ)**

1.2, 1.2 4x4	10/10-	K12B	69	1242	∞	<b>4PK765</b>	AC
					∞	<b>5PK900</b>	ALT
1.3 DDIS	10/10-	D13A	55	1248	∞	<b>6PK1180</b>	ALT, (-AC)
					∞	<b>6PK1180K1</b>	ALT, (-AC)
					∞	<b>6PK1318</b>	ALT, (AC)
1.6	01/12-	M16A	100	1586	∞	<b>6PK1318K2</b>	ALT, (AC)
					∞	<b>5PK836</b>	ALT

**SX4 (EY, GY)**

1.6 DDIS	04/07-	9HX	66	1560	∞	<b>6PK800</b>	ALT, (-AC)
					∞	<b>6PK976</b>	ALT, (AC)
					⚙	<b>CT1092</b>	CA
					⚙	<b>CT1092K1</b>	CA
1.6 VVT, 1.6 VVT 4x4	06/06-	M16A	79-88	1586	∞	<b>AP9019</b>	
					∞	<b>4PK815</b>	AC
2.0 DDIS 4x4	07/09-	D20AA	99	1956	∞	<b>5PK836</b>	ALT
					∞	<b>6PK1050</b>	ALT, (-AC)
					∞	<b>6PK1390</b>	ALT, (AC)

**SX4 Saloon (GY)**

1.6	10/07-	M16A	79	1586	∞	<b>4PK815</b>	AC
					∞	<b>5PK836</b>	ALT

**SX4 S-Cross**

1.6	08/13-	M16A	88	1586	∞	<b>4PK805</b>	AC
					∞	<b>5PK836</b>	ALT, (CVT-AUTOM)
					∞	<b>5PK836</b>	ALT, (MANL), (-START-STOP)
					∞	<b>5PK915</b>	ALT, (MANL), (START-STOP)

**VITARA (ET, TA)**

1.6 i 16V, 1.6 i 16V All-wheel Drive	07/90-03/99	G16B	71	1589	∞	<b>4PK790</b>	PS, (-AC)
					∞	<b>4PK800</b>	ALT, (SE416A02)
					∞	<b>4PK815</b>	ALT, (SQ416QVT)
					∞	<b>4PK825</b>	AC, (-PS), (LHD)
					∞	<b>4PK841</b>	AC, (-PS), (RHD)
					∞	<b>4PK925</b>	AC, (PS), (LHD), 5#NAME?
					∞	<b>4PK938</b>	AC, (PS), (LHD), 3#NAME?
					∞	<b>4PK950</b>	PS, (AC)
					⚙	<b>CT757</b>	CA
					⚙	<b>CT757K1</b>	CA
1.6, 1.6 All-wheel Drive	07/88-03/98	G16A (8V)	59	1589	∞	<b>4PK790</b>	PS
					∞	<b>4PK800</b>	AC, (-PS), (LHD)
					∞	<b>4PK810</b>	ALT
					∞	<b>4PK825</b>	AC, (-PS), (RHD)
					∞	<b>4PK925</b>	AC, (PS), (LHD)
					∞	<b>4PK938</b>	AC, (PS), (RHD)
2.0 TD Intercooler All-wheel Drive	12/95-03/98	RF	64	1998	⚙	<b>CT808</b>	CA
					∞	<b>AVX13X1175</b>	ALT
					∞	<b>AVX13X925</b>	PS
2.0 V6 24V All-wheel Drive	12/94-03/98	H 20 A	100	1998	⚙	<b>CT832</b>	CA
					∞	<b>4PK1028</b>	PS
					∞	<b>4PK1090</b>	PS, AC
1.0	02/98-05/00	K10A	48	996	∞	<b>4PK925</b>	ALT
					∞	<b>AVX10X775</b>	AC
					∞	<b>4PK815</b>	ALT, OE-NO 17521-78F00
1.2	02/98-05/00	K12A	51	1171	∞	<b>4PK855</b>	ALT, OE-NO 95141-55C10
					∞	<b>4PK855</b>	ALT




























































**WAGON R+ (EM)**

1.0	02/98-05/00	K10A	48	996	∞	<b>4PK925</b>	ALT
					∞	<b>4PK815</b>	ALT, OE-NO 17521-78F00
1.2	02/98-05/00	K12A	51	1171	∞	<b>4PK855</b>	ALT, OE-NO 95141-55C10
					∞	<b>4PK855</b>	ALT

**WAGON R+ (MM)**

1.3	09/03-	M13A	69	1328	∞	<b>4PK815</b>	AC
-----	--------	------	----	------	---	---------------	----



					ContiTech	
<b>SUZUKI</b>						
<b>WAGON R+ (MM)</b>						
					 <b>4PK836</b>	ALT
1.3, 1.3 4WD	05/00-	G13BB	56	1298	 <b>4PK790</b>	AC
					 <b>4PK815</b>	ALT
					 <b>CT895</b>	CA
					 <b>CT895K1</b>	CA
<b>TATA</b>						
<b>INDIGO (4_V2)</b>						
1.4	01/03-	475 SI	62	1405	 <b>4PK715</b>	ALT, (-PS)
					 <b>4PK875</b>	ALT, (PS)
<b>TOYOTA</b>						
<b>AURIS (NRE15_, ZZE15_, ADE15_, ZRE15_, NDE15_)</b>						
1.4 D-4D	03/07-	1ND-TV	66	1364	 <b>6PK1185</b>	ALT, (AC), 12/2008⇨
					 <b>6PK1240</b>	ALT, (AC), ⇨12/2008
					 <b>6PK923</b>	ALT, (AC), 12/2008⇨
					 <b>6PK970</b>	ALT, (AC), ⇨12/2008
1.4 VVTi	03/07-	4ZZ-FE	71	1398	 <b>6PK1420</b>	ALT, (AC)
					 <b>6PK1733</b>	ALT, (AC)
					 <b>VD1079</b>	
					 <b>MS41</b>	FOR ART-NO: VD1079
1.6	05/09-	1ZR-FAE	97	1598	 <b>6PK1230</b>	ALT, (AC)
					 <b>6PK915</b>	ALT, (AC)
1.6 VVTi	03/07-	1ZR-FE	91	1598	 <b>6PK1400</b>	ALT, (AC)
1.8 Hybrid	09/10-	2ZR-FXE	73	1798	 <b>6PK1230</b>	ALT
2.0 D-4D	03/07-	1AD-FTV	93	1998	 <b>7PK1370</b>	ALT, (AC)
					 <b>7PK1867</b>	ALT, (AC)
					 <b>AP9076</b>	
					 <b>VD1078</b>	
					 <b>MS40</b>	FOR ART-NO: VD1078
2.2 D	03/07-	2AD-FHV	130	2231	 <b>7PK1867</b>	ALT, (AC)
					 <b>AP9076</b>	
					 <b>VD1078</b>	
					 <b>MS40</b>	FOR ART-NO: VD1078
<b>AURIS (NZE18_, ZRE18_)</b>						
1.3	10/12-	1NR-FE	73	1329	 <b>4PK1170</b>	ALT, (AC)
					 <b>4PK900</b>	ALT, (AC)
1.4 D-4D	10/12-	1ND-TV	66	1364	 <b>6PK925 EXTRA</b>	ALT, (AC)
1.6	10/12-	1ZR-FAE	97	1598	 <b>6PK1230</b>	ALT, (AC)
					 <b>6PK915</b>	ALT, (AC)
<b>AURIS TOURING SPORTS (ADE18_, ZWE18_, ZRE18_)</b>						
1.4 D-4D	07/13-	1ND-TV	66	1364	 <b>6PK925 EXTRA</b>	ALT, (AC)
1.6	07/13-	1ZR-FAE	97	1598	 <b>6PK1230</b>	ALT, (AC)
					 <b>6PK915</b>	ALT, (AC)
<b>AVENSIS (T22_)</b>						
1.6	09/97-10/00	4A-FE	74-81	1587	 <b>3PK630</b>	PS
					 <b>4PK830</b>	AC, OE-NO 9936480830
					 <b>4PK860</b>	AC, OE-NO 9091602354
					 <b>5PK975</b>	ALT
					 <b>CT827</b>	CA
					 <b>CT827K1</b>	CA
1.6 VVTi	10/00-02/03	3ZZ-FE	81	1598	 <b>6PK1560</b>	ALT, PS, (-AC)
					 <b>6PK1900</b>	ALT, PS, AC, 09/2002⇨
					 <b>6PK1910</b>	ALT, PS, AC, ⇨08/2002
					 <b>VD1079</b>	
					 <b>MS41</b>	FOR ART-NO: VD1079
1.8	09/97-10/00	7A-FE	81	1762	 <b>3PK630</b>	PS
					 <b>4PK825</b>	AC, OE-NO 9936480830
					 <b>4PK860</b>	AC, OE-NO 9091602354
					 <b>5PK975</b>	ALT
					 <b>CT850</b>	CA
					<b>CT850K1</b>	CA



ContiTech



**TOYOTA**

**AVENSIS (T22)**  
1.8 VVT-i

10/00-02/03 1ZZ-FE 95 1794

**6PK1560** ALT, PS, (-AC)  
**6PK1900** ALT, PS, AC, 09/2002⇨  
**6PK1910** ALT, PS, AC, ⇨08/2002

2.0 09/97-10/00 3S-FE 94 1998

**3PK760** PS, (-AC)  
**5PK1030** ALT  
**5PK1130** PS, (AC)  
**CT998** CA  
**CT998K1** CA

2.0 D-4D 10/99-02/03 1CD-FTV 81 1995

**5PK1110** PS, (-AC), 07/2000⇨, ⇨02/2003  
**5PK1120** PS, (-AC), ⇨07/2000  
**5PK1180** PS, (AC), 07/2000⇨, ⇨02/2003  
**5PK1219** PS, (AC), ⇨07/2000  
**CT1043** CA  
**CT1043K1** CA  
**CT1043K2** CA  
**CT1043WP1** CA

2.0 TD 09/97-02/03 2C-TE 66 1975

**5PK1130** PS, (-AC)  
**5PK1212** PS, (AC)  
**CT583** CA  
**CT583K1** CA

2.0 VVT-i 10/00-02/03 1AZ-FSE 110 1998

**7PK1593** ALT, (-AC)  
**7PK1970** ALT, (AC)

**AVENSIS (T25)**  
1.6 VVT-i

04/03-11/08 3ZZ-FE 81 1598

**6PK1420** ALT, (-AC)  
**6PK1733** ALT, AC  
**VD1079**  
**MS41** FOR ART-NO: VD1079

1.8 04/03-11/08 1ZZ-FE 95 1794

**6PK1420** ALT, (-AC)  
**6PK1733** ALT, AC  
**VD1079**  
**MS41** FOR ART-NO: VD1079

2.0 04/03-12/09 1AZ-FSE 108 1998

**7PK1933** ALT

2.0 D-4D 04/03-11/08 1CD-FTV 85 1995

**5PK1110** PS, (-AC)  
**5PK1250** PS, (AC)  
**5PK884** ALT  
**CT1043** CA  
**CT1043K1** CA  
**CT1043K2** CA  
**CT1043WP2** CA, ⇨04/2006  
**AP9077** ALT, (Denso), FOR ALT: 90A, OE-NO 27060-27080, FOR ALT: 100A, OE-NO 27060-27090

03/06-11/08 1AD-FTV 93 1998

**7PK2000** ALT, (AC)  
**AP9076**  
**VD1078**  
**MS40** FOR ART-NO: VD1078

2.2 D-4D, 2.2 D-CAT 07/05-11/08 2AD-FTV, 2AD-FHV 110-130 2231

**7PK2000** ALT, (AC)  
**AP9076**  
**VD1078**  
**MS40** FOR ART-NO: VD1078

2.4 10/03-11/08 2AZ-FSE 120 2362

**7PK1933** ALT

**AVENSIS (T25)**  
1.8

04/03-11/08 1ZZ-FE 95 1794

**6PK1420** ALT, (-AC)  
**6PK1733** ALT, AC  
**VD1079**  
**MS41** FOR ART-NO: VD1079

2.0 04/03-11/08 1AZ-FSE 108 1998

**7PK1933** ALT

2.0 D-4D 04/03-11/08 1CD-FTV 85 1995

**5PK1110** PS, (-AC)  
**5PK1250** PS, (AC)  
**5PK884** ALT  
**CT1043** CA  
**CT1043K1** CA



TOYOTA



TOYOTA						
<b>AVENSIS (T25_)</b>						
↔					<b>CT1043K2</b> <b>CT1043WP2</b> <b>AP9077</b>	CA CA, ⇨04/2006 ALT, (Denso), OE-NO 27060-27080, FOR ALT: 90A, OE-NO 27060-27090, FOR ALT: 100A
	03/06-11/08	1AD-FTV	93	1998	<b>7PK2000</b> <b>AP9076</b> <b>VD1078</b> <b>MS40</b>	ALT, (AC)  FOR ART-NO: VD1078
2.2 D-4D, 2.2 D-CAT	07/05-11/08	2AD-FTV, 2AD-FHV	110-130	2231	<b>7PK2000</b> <b>AP9076</b> <b>VD1078</b> <b>MS40</b>	ALT, (AC)  FOR ART-NO: VD1078
2.2 D-CAT	07/05-11/08	2AD-FHV	130	2231	<b>7PK2000</b> <b>AP9076</b> <b>VD1078</b> <b>MS40</b>	ALT, (AC)  FOR ART-NO: VD1078
<b>AVENSIS (ZRT27, ADT27)</b>						
1.8	11/08-	2ZR-FAE	108	1798	<b>6PK1230</b> <b>6PK915</b>	ALT, (AC) ALT, (AC)
2.0	11/08-	3ZR-FAE, 3ZR-FE	112	1987	<b>6PK1230</b> <b>6PK915</b>	ALT, (AC) ALT, (AC)
2.0 D-4D	11/08-	1AD-FTV	91-93	1998	<b>7PK1370</b> <b>7PK1867</b> <b>AP9076</b> <b>VD1078</b> <b>MS40</b>	ALT, (AC) ALT, (AC)  FOR ART-NO: VD1078
2.2 D-4D	11/08-	2AD-FHV, 2AD-FTV	110	2231	<b>7PK1370</b> <b>7PK1867</b> <b>AP9076</b> <b>VD1078</b> <b>MS40</b>	ALT, (AC) ALT, (AC)  FOR ART-NO: VD1078
<b>AVENSIS VERSO (CLM2_, ACM2_)</b>						
2.0 D-4D	08/01-08/05	1CD-FTV	85	1995	<b>5PK1150</b> <b>5PK1240</b> <b>5PK884</b> <b>CT1043</b> <b>CT1043K1</b> <b>CT1043K2</b> <b>CT1043WP1</b> <b>AP9077</b>	PS, (-AC) PS, (AC) ALT CA CA CA CA ALT, (Denso), OE-NO 27060-27040, FOR ALT: 130A
2.0 VVT-i	08/01-11/09	1AZ-FE	110	1998	<b>7PK1593</b> <b>7PK1910</b> <b>7PK1920</b>	ALT, (AC), ⇨10/2003 ALT, (AC), 10/2003⇨ ALT, (AC)
<b>AYGO (WNB1_, KGB1_)</b>						
1.0	07/05-	1KR-FE	50	998	<b>6PK1210</b> <b>6PK850</b>	ALT, (AC) ALT, (AC)
1.4 HDi	07/05-08/10	2WZ-TV	40	1398	<b>6PK800</b> <b>6PK800K1</b> <b>6PK962</b> <b>CT1063</b> <b>CT1063K1</b> <b>CT1063WP2</b> <b>VD1094</b>	ALT, (AC) ALT, (AC) ALT, (AC) CA, OE-NO SU00100544, MTR-CODE: 2WZ-TV CA, MTR-CODE: 2WZ-TV CA, MTR-CODE: 2WZ-TV
<b>CAMRY (CV1_, XV1_, V1_)</b>						
2.2	06/91-08/96	5S-FE	100	2164	<b>3PK760</b> <b>5PK1000</b> <b>5PK1110</b> <b>CT998</b> <b>CT998K1</b>	PS ALT, (AC) ALT, (AC) CA CA
<b>CAMRY (CV2_, XV2_)</b>						
2.2	08/96-11/01	5S-FE	93-96	2164	<b>3PK760</b>	PS





ContiTech



TOYOTA

**TOYOTA**

**CAMRY (CV2\_, XV2.)**

↔					∞	<b>5PK1000</b>	ALT, (AC)
					∞	<b>5PK1110</b>	ALT, (AC)
					🏠	<b>CT998</b>	CA
					🏠	<b>CT998K1</b>	CA
3.0 V6	08/96-11/01	1MZ-FE	135	2995	∞	<b>4PK875</b>	PS
					∞	<b>6PK1033</b>	ALT
					🏠	<b>CT1029</b>	CA

**CAMRY (XV4.)**

2.4 VVTi	01/06-09/11	2AZ-FE	123-127	2362	∞	<b>7PK1910</b>	ALT
----------	-------------	--------	---------	------	---	----------------	-----

**CAMRY (AVV5\_, XV5.)**

2.5	09/11-	2AR-FE	133	2494	∞	<b>6PK1256</b>	ALT
-----	--------	--------	-----	------	---	----------------	-----

**CAMRY (MCV3\_, ACV3\_, XV3.)**

2.0 VVTi	08/01-11/06	1AZ-FE	110	1998	∞	<b>7PK1933</b>	ALT
2.4 VVTi	11/01-11/06	2AZ-FE	112	2362	∞	<b>7PK1933</b>	ALT
3.0 V6	11/01-11/06	1MZ-FE	137	2995	∞	<b>4PK875</b>	PS
					∞	<b>6PK1038</b>	ALT
					🏠	<b>CT1029</b>	CA

**CARINA E (T19.)**

1.6, 1.6 16V	12/93-09/97	4A-FE	73-85	1587	∞	<b>3PK630</b>	PS
					∞	<b>4PK850</b>	AC, OE-NO 9936420850
					∞	<b>4PK870</b>	AC, OE-NO 9936420870
					∞	<b>5PK975</b>	ALT
					🏠	<b>CT827</b>	CA
					🏠	<b>CT827K1</b>	CA
1.8	01/95-09/97	7A-FE	79	1762	∞	<b>3PK630</b>	PS
					∞	<b>4PK850</b>	AC, OE-NO 9936420850
					∞	<b>4PK870</b>	AC, OE-NO 9936420870
					∞	<b>5PK975</b>	ALT
					🏠	<b>CT850</b>	CA
					🏠	<b>CT850K1</b>	CA
2.0 GLI	04/92-09/97	3S-FE	98	1998	∞	<b>3PK760</b>	PS, MTR-CODE: 3S-FE, (ST191)
					∞	<b>5PK1000</b>	ALT, (MANL), ⇨ 12/1993, MTR-CODE: 3S-FE
					∞	<b>5PK1010</b>	ALT, (AUTOM), ⇨ 12/1993, MTR-CODE: 3S-FE
					∞	<b>5PK1030</b>	ALT, 12/1993⇨, MTR-CODE: 3S-FE
					∞	<b>5PK1120</b>	AC, MTR-CODE: 3SFE, (ST191)
					🏠	<b>CT998</b>	CA
					🏠	<b>CT998K1</b>	CA
2.0 GTi	04/92-02/94	3S-GE	116	1998	∞	<b>3PK760</b>	PS
					∞	<b>5PK1000</b>	ALT
					∞	<b>5PK1100</b>	ALT, AC
					🏠	<b>CT783</b>	CA, ⇨ 02/1994, MTR-CODE: 3SGE

**CELICA (AT20\_, ST20.)**

1.8 i16V	11/93-11/99	7A-FE	85	1762	∞	<b>3PK630</b>	PS
					∞	<b>4PK860</b>	AC
					∞	<b>5PK975</b>	ALT
					🏠	<b>CT850</b>	CA
					🏠	<b>CT850K1</b>	CA

**CELICA (ZZT23.)**

1.8 16V TS	08/99-09/05	2ZZ-GE	141	1796	∞	<b>6PK1940</b>	ALT
1.8 16V VTi	08/99-07/05	1ZZ-FE	105	1794	∞	<b>6PK1538</b>	ALT, (AC), ⇨ 10/2005
					∞	<b>6PK1893</b>	ALT, (AC), ⇨ 10/2005

**COROLLA (E11.)**

1.4	04/97-02/00	4E-FE	63	1332	∞	<b>4PK825</b>	ALT
					∞	<b>5PK1054</b>	PS, (AC)
					∞	<b>5PK890</b>	PS, (-AC)
					🏠	<b>CT828</b>	CA
					🏠	<b>CT828K1</b>	CA
1.8	10/97-10/01	7A-FE	81	1762	∞	<b>3PK630</b>	PS
					∞	<b>4PK860</b>	AC
					∞	<b>5PK970</b>	ALT
					🏠	<b>CT850</b>	CA
					🏠	<b>CT850K1</b>	CA







<b>TOYOTA</b>						
<b>COROLLA (E11)</b>						
↔ 1.3 12V	07/92-04/97	2E	53	1296	∞ ∞ ∞ ∞ ∞ ∞ ▲▲▲ ▲▲▲	<b>4PK825</b> ALT <b>5PK1070</b> PS, (AC), ⇨05/1993 <b>5PK1090</b> PS, (AC), 06/1993⇨ <b>5PK880</b> AC, (-PS), ⇨05/1993 <b>5PK890</b> AC, (-PS), 06/1993⇨ <b>5PK920</b> PS, (-AC) <b>CT695</b> CA <b>CT695K1</b> CA
1.3 XLI	07/92-04/97	4E-FE	65	1332	∞ ∞ ∞ ∞ ∞ ∞ ▲▲▲ ▲▲▲	<b>4PK825</b> ALT <b>4PK920</b> ALT <b>5PK1070</b> PS, AC <b>5PK884</b> AC <b>5PK920</b> PS <b>CT828</b> CA <b>CT828K1</b> CA
	09/95-04/97	4E-FE	55	1332	∞ ∞ ∞ ∞ ∞ ∞ ▲▲▲ ▲▲▲	<b>4PK825</b> ALT <b>4PK920</b> ALT <b>5PK1080</b> PS, (AC) <b>5PK890</b> AC, (-PS) <b>5PK915</b> PS, (-AC), 06/1996⇨ <b>5PK920</b> PS, (-AC), ⇨05/1996 <b>CT828</b> CA <b>CT828K1</b> CA
1.3 XLI 16V	07/92-09/95	4E-FE	65	1332	∞ ∞ ∞ ∞ ∞ ∞ ▲▲▲ ▲▲▲	<b>4PK825</b> ALT <b>4PK920</b> ALT <b>5PK1070</b> PS, (AC), ⇨05/1993 <b>5PK1080</b> PS, (AC), 06/1993⇨ <b>5PK880</b> AC, (-PS) <b>5PK920</b> PS, (-AC) <b>CT828</b> CA <b>CT828K1</b> CA
1.6	05/92-07/95	4A-FE	85	1587	∞ ∞ ∞ ▲▲▲ ▲▲▲	<b>3PK630</b> PS <b>4PK860</b> AC <b>5PK970</b> ALT <b>CT827</b> CA <b>CT827K1</b> CA
1.6 Si	07/92-04/97	4A-FE	84	1587	∞ ∞ ∞ ∞ ▲▲▲ ▲▲▲	<b>3PK630</b> PS <b>4PK845</b> AC <b>4PK860</b> AC <b>5PK975</b> ALT <b>CT827</b> CA <b>CT827K1</b> CA
<b>COROLLA (E11)</b>						
1.3	05/97-10/01	2E	55	1295	∞ ∞ ∞ ▲▲▲ ▲▲▲	<b>4PK825</b> ALT <b>5PK1054</b> PS, (AC) <b>5PK890</b> PS, (-AC) <b>CT695</b> CA <b>CT695K1</b> CA
1.4	04/97-02/00	4E-FE	63	1332	∞ ∞ ∞ ∞ ∞ ▲▲▲ ▲▲▲	<b>4PK825</b> ALT <b>5PK1054</b> PS, (AC) <b>5PK880</b> AC, (-PS) <b>5PK890</b> PS, (-AC) <b>CT828</b> CA <b>CT828K1</b> CA
1.4, 1.4 16V	02/00-01/02	4ZZ-FE	71	1398	∞ ∞ ∞ ∞	<b>6PK1538</b> ALT, (AC), OE-NO 90916-02468, 90916-02535 <b>6PK1560</b> ALT, (AC), OE-NO 90916-02469, 90916-W2005 <b>6PK1820</b> ALT, (AC), OE-NO 90916-02482, 99366-31820 <b>6PK1840</b> ALT, (AC), OE-NO 90916-02470, 99366-H1840
1.6	02/00-01/02	3ZZ-FE	81	1598	∞ ∞ ∞	<b>6PK1538</b> ALT, (AC), OE-NO 90916-02468, 90916-02535 <b>6PK1560</b> ALT, (AC), OE-NO 90916-02469, 90916-W2005 <b>6PK1820</b> ALT, (AC), OE-NO 90916-02482, 99366-31820





ContiTech



**TOYOTA**

**COROLLA (E11\_)**

1.6 16V	02/00-11/01	3ZZ-FE	81	1598	∞ ∞ ∞ ∞	<b>6PK1840</b> <b>6PK1538</b> <b>6PK1560</b> <b>6PK1820</b> <b>6PK1840</b>	ALT, (AC), OE-NO 90916-02470, 99366-H1840 ALT, (-AC), OE-NO 90916-02468, 90916-02535 ALT, (-AC), OE-NO 90916-02469, 90916-W2005 ALT, (AC), OE-NO 90916-02482, 99366-31820 ALT, (AC), OE-NO 90916-02470, 99366-H1840
1.6, 1.6 Aut.	04/97-02/00	4A-FE	79-81	1587	∞ ∞ ∞ ∞	<b>3PK630</b> <b>5PK975</b> <b>CT827</b> <b>CT827K1</b>	PS ALT CA CA
2.0 D	04/97-02/00	2C-E	53	1975	∞ ∞ ∞ ∞	<b>5PK1110</b> <b>5PK1190</b> <b>CT583</b> <b>CT583K1</b>	PS, (-AC) PS, (AC) CA CA

**COROLLA (E12J\_, E12T\_)**

1.4 D4-D, 1.4 D-4D	07/04-02/07	1ND-TV	66	1364	∞ ∞	<b>6PK1217</b> <b>6PK970</b>	ALT, (AC) ALT, (AC)
1.4 VVT-i	01/02-02/07	4ZZ-FE	71	1398	∞ ∞ ⊕ 📄	<b>6PK1400</b> <b>6PK1675</b> <b>VD1079</b> <b>MS41</b>	ALT, (-AC), MTR-CODE: 4ZZFE ALT, (AC), MTR-CODE: 4ZZFE FOR ART-NO: VD1079
1.6 VVT-i	01/02-02/07	3ZZ-FE	81	1598	∞ ∞ ⊕ 📄	<b>6PK1400</b> <b>6PK1675</b> <b>VD1079</b> <b>MS41</b>	ALT, (-AC), MTR-CODE: 3ZZFE ALT, (AC), MTR-CODE: 3ZZFE FOR ART-NO: VD1079
2.0 D-4D	01/02-02/07	1CD-FTV	66-85	1995	∞ ∞ ∞ ∞ ∞ ∞ ⊕ ⊕	<b>5PK1110</b> <b>5PK884</b> <b>CT1043</b> <b>CT1043K1</b> <b>CT1043K2</b> <b>CT1043WP1</b> <b>CT1043WP2</b> <b>AP9077</b>	AC ALT CA CA CA CA, ⇨05/2004 CA, 06/2004⇨ ALT, (Denso), OE-NO 27060-27060, FOR ALT: 90A, OE-NO 27060-27070, FOR ALT: 130A

**COROLLA (E7\_)**

1.3	09/79-08/87	4K	44-48	1290	∞ ∞	<b>AVX10X875</b> <b>AVX10X888</b>	ALT, ⇨07/1981 ALT, 08/1981⇨
-----	-------------	----	-------	------	--------	--------------------------------------	--------------------------------

**COROLLA (E9\_)**

1.3	08/87-04/92	2E, 2E-E	55	1296	∞ ∞ ∞ ∞ ∞ ∞ ∞ ∞ ∞	<b>4PK815</b> <b>4PK825</b> <b>5PK1070</b> <b>5PK860</b> <b>5PK880</b> <b>5PK920</b> <b>CT695</b> <b>CT695K1</b>	ALT, (MANL) ALT, (AUTOM) PS, (AC) AC, ⇨10/1988 AC, 10/1988⇨ PS, (-AC) CA CA
1.3 i	08/87-12/92	2E, 2E-E	55	1296	∞ ∞ ∞ ∞ ∞ ∞ ∞	<b>4PK815</b> <b>4PK860</b> <b>5PK1070</b> <b>5PK880</b> <b>5PK920</b> <b>CT695</b> <b>CT695K1</b>	ALT AC, ⇨10/1988 PS, (AC) AC, 10/1988⇨ PS, (-AC) CA CA
1.6	08/89-04/92	4A-FE	77	1587	∞ ∞ ∞ ∞ ∞ ∞	<b>3PK630</b> <b>4PK830</b> <b>4PK860</b> <b>5PK970</b> <b>CT536</b> <b>CT536K1</b>	PS AC AC ALT CA CA

**COROLLA (E15\_)**

1.4 VVT-i	01/07-	4ZZ-FE	71	1398	∞ ∞	<b>6PK1400</b> <b>6PK1698</b>	ALT, (-AC) ALT, (AC)
1.6 Dual VVTi	01/07-	1ZR-FE	91	1598	∞	<b>6PK1230</b>	ALT, (AC)





TOYOTA						
<b>COROLLA (E15.)</b>						
					<b>6PK915</b>	ALT, (AC)
<b>COROLLA (NRE18_, ZRE17_, ZRE18_, NDE18.)</b>						
1.4 D-4D	06/13-	1ND-TV	66	1364	<b>6PK925 EXTRA</b>	ALT, (AC)
<b>COROLLA (ZDE12_, CDE12.)</b>						
1.6 VVT-i	01/02-05/04	3ZZ-FE	81	1598	<b>6PK1538</b> <b>6PK1815</b> <b>VD1079</b> <b>MS41</b>	ALT, (AC) ALT, (AC) FOR ART-NO: VD1079
1.8 VVT-i	01/02-05/04	1ZZ-FE	99	1794	<b>6PK1538</b> <b>6PK1815</b>	ALT, (AC) ALT, (AC)
2.0 D-4D	01/02-05/04	1CD-FTV	66	1995	<b>5PK1110</b> <b>5PK1190</b> <b>5PK884</b> <b>CT1043</b> <b>CT1043K1</b> <b>CT1043K2</b> <b>CT1043WP1</b> <b>CT1043WP2</b> <b>AP9077</b>	PS, (-AC) PS, (AC) ALT CA CA CA CA, ⇨01/2004 CA, 02/2004⇨ ALT, (Denso), OE-NO 27060-27060, FOR ALT: 90A, OE-NO 27060-27070, FOR ALT: 130A
<b>COROLLA (ZER_, ZZE12_, R1.)</b>						
1.6	04/04-03/09	3ZZ-FE	81	1598	<b>6PK1560</b> <b>6PK1870</b> <b>VD1079</b> <b>MS41</b>	ALT, (-AC) ALT, (AC) FOR ART-NO: VD1079
1.8	04/04-03/09	1ZZ-FE	95	1794	<b>6PK1560</b> <b>6PK1870</b> <b>VD1079</b> <b>MS41</b>	ALT, (AC) ALT, (AC) FOR ART-NO: VD1079
2.0 D-4D	04/04-03/09	1CD-FTV	85	1995	<b>5PK1110</b> <b>5PK1250</b> <b>5PK884</b> <b>CT1043</b> <b>CT1043K1</b> <b>CT1043K2</b> <b>CT1043WP2</b> <b>AP9077</b>	PS, (-AC) PS, (AC) ALT CA CA CA, ⇨08/2005 ALT, (Denso), OE-NO 27060-27060, FOR ALT: 90A, OE-NO 27060-27070, FOR ALT: 130A
2.2 D-4D	10/05-03/09	2AD-FHV	130	2231	<b>7PK2000</b> <b>AP9076</b> <b>VD1078</b> <b>MS40</b>	ALT, (AC) FOR ART-NO: VD1078
		2AD-FTV	100	2231	<b>6PK875</b> <b>7PK2000</b> <b>AP9076</b> <b>VD1078</b> <b>MS40</b>	ALT, (AC) ALT, (AC) FOR ART-NO: VD1078
<b>COROLLA (ZZE12_, NDE12_, ZDE12.)</b>						
1.4 D	07/04-02/07	1ND-TV	66	1364	<b>6PK1217</b> <b>6PK970</b>	ALT, (AC) ALT, (AC)
1.4 VVT-i	01/02-12/06	4ZZ-FE	71	1398	<b>6PK1400</b> <b>6PK1420</b> <b>6PK1670</b> <b>6PK1693</b> <b>VD1079</b> <b>MS41</b>	ALT, (AC), CH-NO JT1... ALT, (AC), MTR-CODE: 4ZZFE, CH-NO SB1... ALT, (AC), CH-NO JT1... ALT, (AC), MTR-CODE: 4ZZFE, CH-NO SB1... FOR ART-NO: VD1079
1.6 VVT-i	01/02-12/06	3ZZ-FE	81	1598	<b>6PK1420</b> <b>6PK1693</b> <b>VD1079</b> <b>MS41</b>	ALT, (AC), MTR-CODE: 3ZZFE ALT, (AC), MTR-CODE: 3ZZFE FOR ART-NO: VD1079
1.8 VVTL-i TS	01/02-02/07	2ZZ-GE	141	1796	<b>6PK1698</b>	ALT, ⇨02/2007
2.0 D-4D	01/02-02/07	1CD-FTV	66-85	1995	<b>5PK1110</b>	AC





ContiTech



TOYOTA

**TOYOTA**

COROLLA (ZZE12\_, NDE12\_, ZDE12\_) ↕

					∞	<b>5PK884</b>	ALT
					≡	<b>CT1043</b>	CA
					≡	<b>CT1043K1</b>	CA
					≡	<b>CT1043K2</b>	CA
					≡	<b>CT1043WP1</b>	CA, ⇨05/2004
					≡	<b>CT1043WP2</b>	CA, 06/2004⇨
					⊙	<b>AP9077</b>	ALT, (Denso), OE-NO 27060-27060, FOR ALT: 90A, OE-NO 27060-27070, FOR ALT: 130A

COROLLA FX (E8B)

1.3	08/85-08/87	2E-L	55	1295	∞	<b>4PK815</b>	ALT
					∞	<b>4PK860</b>	AC
					∞	<b>5PK1070</b>	PS, (AC)
					∞	<b>5PK920</b>	PS, (-AC)
					≡	<b>CT694</b>	CA, ⇨04/1986
					≡	<b>CT695</b>	CA, 04/1986⇨
					≡	<b>CT695K1</b>	CA, 05/1986⇨

DYNA (KD\_, LY\_, TRY2\_, KDY2\_, XZU4\_, XZU3\_,

3.0 D4d	09/06-	1KD-FTV	80	2982	∞	<b>7PK1093</b>	ALT, (-AC), (Dyna 100, 150), (300, 350)
					∞	<b>7PK1473</b>	ALT, (AC), (Dyna 100, 150), (300, 350)
					∞	<b>CT1089</b>	CA, (Dyna 100, 150), (300, 350)
					≡	<b>CT1089K1</b>	CA, (Dyna 100, 150), (300, 350)
					⊙	<b>AP9076</b>	
					⊙	<b>AP9081</b>	

GT 86 Coupe (ZN6\_)

2.0 GT	03/12-	FA20	147	1998	∞	<b>6PK2077</b>	ALT
--------	--------	------	-----	------	---	----------------	-----

HIACE II (LH5\_, YH7\_, LH7\_, LH6\_, YH6\_, YH5\_)

2.4 D	05/84-11/89	2L	55	2446	∞	<b>AVX10X975</b>	ALT, 2X
					∞	<b>AVX13X1050</b>	ALT
					∞	<b>AVX13X850</b>	PS
					∞	<b>4PK830</b>	PS
					≡	<b>CT521</b>	CA

HIACE II (LH7\_, LH5\_, LH6\_, YH7\_, YH6\_, YH5\_)

2.4 D	08/84-08/89	2L	55	2446	∞	<b>AVX10X975</b>	ALT, 2X
					∞	<b>AVX13X1250</b>	AC
					∞	<b>AVX13X830</b>	PS
					∞	<b>5PK830</b>	PS, 08/1986⇨, ⇨08/1987
					≡	<b>CT521</b>	CA
					≡	<b>CT521K1</b>	CA

HIACE III (YH7\_, LH6\_, LH7\_, LH5\_, YH5\_, YH6\_)

2.4 D	02/90-08/95	2L	55	2446	∞	<b>AVX13X850</b>	PS, (FWD)
					∞	<b>2XAVX13X1050</b>	ALT
					∞	<b>4PK830</b>	PS, (4WD)
					≡	<b>CT723</b>	CA
					≡	<b>CT723K1</b>	CA

HIACE IV (LH1\_)

2.4 D, 2.4 TD	08/95-08/06	2L, 2LT	55-66	2446	∞	<b>AVX13X1225</b>	AC
					∞	<b>2XAVX13X1050</b>	ALT
					∞	<b>4PK770</b>	PS
					≡	<b>CT723</b>	CA
					≡	<b>CT723K1</b>	CA
2.5 D-4D	11/01-08/06	2KD-FTV	75	2494	∞	<b>7PK1093</b>	ALT, (-AC)
					∞	<b>7PK1473</b>	ALT, (AC)
					≡	<b>CT1089</b>	CA
					≡	<b>CT1089K1</b>	CA
					⊙	<b>AP9076</b>	
					⊙	<b>AP9081</b>	

HIACE IV (LXH1\_, RZH1\_, LH1\_)

2.4	08/95-02/05	2RZ-E	85	2438	∞	<b>AVX13X1125</b>	PS
					∞	<b>4PK860</b>	AC
					∞	<b>5PK865</b>	ALT
2.4 TD	08/95-08/06	2LT	66	2446	∞	<b>AVX13X1225</b>	AC
					∞	<b>2XAVX13X1050</b>	ALT





TOYOTA						
<b>HIACE IV (LXH1_, RZH1_, LH1_) ↩</b>						
					∞ 4PK770 ▲▲▲ CT723 ▲▲▲ CT723K1	PS CA CA
2.5 D-4D	11/01-08/06	2KD-FTV	65-75	2494	∞ 7PK1093 ∞ 7PK1473 ▲▲▲ CT1089 ▲▲▲ CT1089K1 ⊙ AP9076 ⊙ AP9081	ALT, (AC) ALT, (AC) CA CA CA
2.5 D-4D, 2.5 D-4D 4WD	09/06-	2KD-FTV	70-86	2494	∞ 7PK1815 ∞ 7PK1933 ▲▲▲ CT1089 ▲▲▲ CT1089K1 ⊙ AP9076 ⊙ AP9081	ALT, (AC) ALT, (AC) CA CA CA
2.7	04/98-08/06	3RZ-FE	105	2694	∞ 4PK1100 ∞ 4PK938 ∞ 5PK865	PS AC ALT
<b>HIACE IV (TRH2_, KDH2_) ↩</b>						
2.5 D-4D	09/06-	2KD-FTV	75	2494	∞ 7PK1815 ∞ 7PK1933 ▲▲▲ CT1089 ▲▲▲ CT1089K1 ⊙ AP9076	ALT, (AC) ALT, (AC) CA CA CA
<b>HILUX II (RN6_, RN5_, LN6_, YN6_, YN5_, LN5_) ↩</b>						
2.4 D	01/92-07/05	2L	59	2446	∞ AVX13X1200 ∞ AVX13X1260 ∞ AVX13X830 ∞ 2XAVX13X1050 ▲▲▲ CT723 ▲▲▲ CT723K1	AC, (PS) AC PS ALT CA CA
<b>HILUX III (TGN1_, GGN2_, LAN_, GGN1_, KUN2_, KUN1_) ↩</b>						
2.5 D-4D, 2.5 D-4D 4WD	12/07-	2KD-FTV	88-106	2494	∞ 7PK1093 ∞ 7PK1516 ▲▲▲ CT1089 ▲▲▲ CT1089K1 ⊙ AP9063 ⊙ AP9081	ALT, (AC) ALT, (AC) CA CA CA
3.0 D, 3.0 D-4D 4WD	08/05-	1KD-FTV	120-126	2982	∞ 7PK1093 ∞ 7PK1516 ▲▲▲ CT1089 ▲▲▲ CT1089K1 ⊙ AP9063 ⊙ AP9081	ALT, (AC) ALT, (AC) CA CA CA
<b>IQ (KPJ1_, NGJ1_, KGJ1_, NUJ1_) ↩</b>						
1.0	01/09-	1KR-FE	50	998	∞ 4PK841 ∞ 5PK884	AC ALT
<b>LAND CRUISER (LJ12_, KDJ12_, KZJ12_, GRJ12_, TRJ12_) ↩</b>						
3.0 D-4D	09/02-	1KD-FTV	120-127	2982	∞ 7PK1153 ∞ 7PK1642 ∞ 7PK1815 ∞ 7PK1933 ▲▲▲ CT1089 ▲▲▲ CT1089K1 ⊙ AP9076 ⊙ AP9081	ALT, (AC), (-2.HEATER) ALT, (AC), (-2.HEATER) ALT, (AC), (2.HEATER) ALT, (AC), (2.HEATER) CA CA CA
4.0	01/03-	1GR-FE	183	3956	∞ 7PK2120	ALT
<b>LAND CRUISER (VDJ20_, UZJ20_) ↩</b>						
4.5 D V8, 4.5 D4-D	08/07-	1VD-FTV	173-210	4461	∞ 4PK1390 ∞ 9PK2260	AC ALT
<b>LAND CRUISER 100 (FZJ1_, UZJ100) ↩</b>						
4.2 TD	01/98-	1HD-FTE	150	4164	∞ 2XAVX10X1000	ALT



ContiTech



**TOYOTA**

**LAND CRUISER 100 (FZJ1\_, UZJ100)**

↔					∞	<b>4PK1237</b>	AC, (-2.HEATER)
					∞	<b>4PK1580</b>	2.FAN
					∞	<b>4PK1720</b>	AC, (2.HEATER)
					🏔	<b>CT1153</b>	CA
4.7	01/98-	2UZ-FE	173-175	4664	∞	<b>6PK2241</b>	ALT
					🏔	<b>CT1147</b>	CA

**LAND CRUISER 150 (KDJ15\_, GRJ15\_)**

3.0 D-4D	01/10-	1KD-FTV	127-140	2982	∞	<b>7PK1153</b>	ALT, (AC), NO COLD COUNTRIES
					∞	<b>7PK1933</b>	ALT, (AC), COLD COUNTRIES
					🏔	<b>CT1089</b>	
					🏔	<b>CT1089K1</b>	CA
					🎯	<b>AP9076</b>	

**LAND CRUISER 80 (\_J8\_)**

4.2 D	01/90-12/97	1H-Z	99	4164	∞	<b>AVX10X1000</b>	ALT
					∞	<b>AVX13X1275</b>	AC

**LAND CRUISER 90 (\_J9\_)**

3.0 D-4D	10/00-	1KD-FTV	120	2982	∞	<b>7PK1153</b>	ALT, (-AC), (-2.HEATER)
					∞	<b>7PK1642</b>	ALT, (AC), (-2.HEATER)
					∞	<b>7PK1815</b>	ALT, (-AC), (2.HEATER)
					∞	<b>7PK1933</b>	ALT, (AC), (2.HEATER)
					🏔	<b>CT1089</b>	CA
					🏔	<b>CT1089K1</b>	CA
					🎯	<b>AP9076</b>	
					🎯	<b>AP9081</b>	
3.0 TD	04/96-	1KZ-TE	92	2982	∞	<b>AVX13X1000</b>	ALT
					∞	<b>AVX13X1175</b>	AC
					🏔	<b>CT860</b>	CA
3.4 i 24V	04/96-	5VZ-FE	131	3378	∞	<b>4PK1045</b>	ALT
					∞	<b>4PK1070</b>	PS
					∞	<b>4PK875</b>	AC

**MR 2 III (ZZW3\_)**

1.8 16V VT-i	10/99-06/07	1ZZ-FE	103	1794	∞	<b>6PK1400</b>	ALT, (-AC), MTR-CODE: 1ZZFE
					∞	<b>6PK1693</b>	ALT, MTR-CODE: 1ZZFE, (AC)

**PASEO (EL54)**

1.5 16V	08/95-07/99	5E-FE	66	1497	∞	<b>4PK1125</b>	PS, (AC)
					∞	<b>4PK825</b>	ALT
					∞	<b>4PK938</b>	PS, (-AC)
					🏔	<b>CT1030</b>	CA

**PICNIC (\_XM10)**

2.0 16V	05/96-12/01	3S-FE	94	1998	∞	<b>3PK760</b>	PS
					∞	<b>5PK1000</b>	ALT, (AC)
					∞	<b>5PK1080</b>	ALT, (AC), 07/1998↔
					∞	<b>5PK1090</b>	ALT, (AC), ↔07/1998
					∞	<b>5PK1219</b>	AC
					🏔	<b>CT998</b>	CA
					🏔	<b>CT998K1</b>	CA
2.2 D	08/97-12/01	3C-TE	66	2184	∞	<b>5PK1110</b>	PS
					∞	<b>5PK1219</b>	AC, PS
					🏔	<b>CT583</b>	CA
					🏔	<b>CT583K1</b>	CA

**PREVIA (MCR3\_, ACR3\_, CLR3\_)**

2.0 D-4D	03/01-01/06	1CD-FTV	85	1995	∞	<b>5PK1150</b>	PS, (-AC)
					∞	<b>5PK1240</b>	PS, (AC)
					∞	<b>5PK884</b>	ALT
					🏔	<b>CT1043</b>	CA
					🏔	<b>CT1043K1</b>	CA
					🏔	<b>CT1043K2</b>	CA
					🏔	<b>CT1043WP1</b>	CA
					🎯	<b>AP9077</b>	ALT, (Denso), OE-NO 27060-27040, FOR ALT: 130A
2.4	08/00-01/06	2AZ-FE	115	2362	∞	<b>7PK1593</b>	ALT, (AC)
					∞	<b>7PK1920</b>	ALT, (AC)

**PREVIA (TCR2\_, TCR1\_)**

2.4	05/90-08/00	2TZ-FE	97	2438	∞	<b>4PK725</b>	AC
-----	-------------	--------	----	------	---	---------------	----





TOYOTA						
<b>PREVIA (TCR2_, TCR1_)</b>						
					∞ 6PK820	ALT
<b>PRIUS (NHW11_)</b>						
1.5 Hybrid	05/00-01/04	1NZ-FXE	53	1497	∞ 3PK1120	ALT
<b>PRIUS (NHW20_)</b>						
1.5	08/03-03/09	1NZ-FXE	57	1497	∞ 3PK860	AC, ⇨03/2006
<b>PRIUS (ZVW3_)</b>						
1.8 Hybrid	04/09-	2ZR-FXE	73	1798	∞ 6PK1230	
<b>RAV 4 I (SXA1_)</b>						
2.0 4WD	06/94-06/00	3S-FE	95	1998	∞ 3PK760 ∞ 5PK1000 ∞ 5PK1090 ∞ 5PK1120 CT998 CT998K1	PS ALT, (AC) ALT, (AC), 09/1997⇨ ALT, (AC), ⇨09/1997 CA CA
<b>RAV 4 I Cabrio (SXA1_)</b>						
2.0 16V 4WD	12/97-06/00	3S-FE	94	1998	∞ 3PK760 ∞ 5PK1000 ∞ 5PK1090 CT998 CT998K1	PS ALT, (AC) ALT, (AC) CA CA
<b>RAV 4 II (CLA2_, XA2_, ZCA2_, ACA2_)</b>						
1.8 VVTi	08/00-11/05	1ZZ-FE	92	1794	∞ 6PK1538 ∞ 6PK1893	ALT, (AC), ⇨10/2005 ALT, (AC), ⇨10/2005
2.0 D-4D 4WD	09/01-11/05	1CD-FTV	85	1995	∞ 5PK1120 ∞ 5PK1190 ∞ 5PK884 CT1043 CT1043K1 CT1043K2 CT1043WP1 AP9077	PS, (AC) PS, (AC) ALT CA CA CA CA ALT, (Denso), OE-NO 27060-27040, FOR ALT: 130A
2.0 VVTi 4WD	06/00-11/05	1AZ-FE	110	1998	∞ 7PK1593 ∞ 7PK1933	ALT, (AC) ALT, (AC)
<b>RAV 4 III (ACA3_, ACE_, ALA3_, GSA3_, ZSA3_)</b>						
2.0 VVTi 4WD	03/06-	1AZ-FE	112	1998	∞ 7PK1593 ∞ 7PK1920	ALT, (AC) ALT, (AC)
2.0, 2.0 4WD, 2.0 VVTi 4WD	12/08-	3ZR-FAE	109-116	1987	∞ 6PK1230 ∞ 6PK915	ALT, (AC) ALT, (AC)
2.2 D-4D 4WD, 2.2 D-CAT 4WD	03/06-	2AD-FTV	100-130	2231	∞ 7PK1370 ∞ 7PK1867 VD1078 MS40	ALT, (AC) ALT, (AC) FOR ART-NO: VD1078
2.2 D-4D, 2.2 D-4D 4WD	12/08-	2AD-FHV, 2AD-FTV	110	2231	∞ 7PK1370 ∞ 7PK1867 AP9076 VD1078 MS40	ALT, (AC) ALT, (AC) FOR ART-NO: VD1078
2.4 VVTi 4WD	11/05-	2AZ-FE	125	2362	∞ 7PK1910	ALT
<b>RAV 4 IV (ZSA4_, ALA4_)</b>						
2.0 D4-D	12/12-	1AD-FTV	91	1998	∞ 7PK1370	ALT, OE-NO 99367-L1370
2.0 VVTi 4WD	12/12-	3ZR-FAE	111	1987	∞ 6PK1230	ALT
<b>STARLET (P7_)</b>						
1.0	10/84-12/89	1E-L	40	999	∞ 4PK815 ∞ 4PK841 CT705 CT706 CT706K1	ALT AC CA, ⇨03/1986 CA, 03/1986⇨ CA, 03/1986⇨
<b>STARLET (P8_)</b>						
1.0	12/89-12/92	1E	40	999	∞ 4PK815 ∞ 4PK860 ∞ 4PK920 CT706 CT706K1	ALT AC PS CA CA





ContiTech



**TOYOTA**

**STARLET (P8)**  
↔ 1.3 12V

12/89-12/92	2E, 2E-E	55	1296	∞	<b>4PK815</b>	ALT
				∞	<b>4PK860</b>	AC
				∞	<b>4PK925</b>	PS
				▬	<b>CT706</b>	CA
				▬	<b>CT706K1</b>	CA

1.3 12V CAT	12/89-03/96	2E-E	55	1296	∞	<b>4PK815</b>	ALT
					∞	<b>4PK860</b>	AC, ↔12/1993
					∞	<b>4PK870</b>	AC, 12/1993↔
					∞	<b>4PK925</b>	PS
					▬	<b>CT695</b>	CA
					▬	<b>CT695K1</b>	CA

**STARLET (EP91)**  
1.3

04/96-03/99	4E-FE	55	1332	∞	<b>4PK1090</b>	PS, (AC)
				∞	<b>4PK825</b>	ALT
				∞	<b>4PK875</b>	AC, (-PS)
				∞	<b>4PK920</b>	PS, (-AC)
				▬	<b>CT828</b>	CA
				▬	<b>CT828K1</b>	CA

**STARLET (KP6)**  
1.0

02/78-09/84	2K	33	993	∞	<b>AVX10X800</b>	ALT, FOR ALT: 30A
				∞	<b>AVX10X838</b>	ALT, FOR ALT: 40A, FOR ALT: 45A, ↔08/1981
				∞	<b>AVX10X875</b>	ALT, FOR ALT: 40A, FOR ALT: 45A, 08/1981↔
				▬	<b>CT705</b>	CA

**URBAN CRUISER (NSP1\_, NLP1\_, ZSP1\_, NCP11\_)**

1.33	04/09-	1NR-FE	74	1329	∞	<b>6PK1400</b>	ALT
1.4 D-4D, 1.4 D-4D 4WD	04/09-	1ND-TV	66	1364	∞	<b>6PK1185</b>	ALT, (AC), OE-NO 90916-02674
					∞	<b>6PK923</b>	ALT, (AC), OE-NO 90916-02673

**VERSO (AUR2\_, ZGR2\_)**

1.6	04/09-	1ZR-FAE	97	1598	∞	<b>6PK1230</b>	ALT, (AC)
					∞	<b>6PK915</b>	ALT, (AC)
1.8	04/09-	2ZR-FAE	108	1798	∞	<b>6PK1230</b>	ALT, (AC)
					∞	<b>6PK915</b>	ALT, (AC)
2.0 D-4D	04/09-	1AD-FTV	91-93	1998	∞	<b>7PK1370</b>	ALT, (AC)
					∞	<b>7PK1867</b>	ALT, (AC)
					⊙	<b>AP9076</b>	
					⊕	<b>VD1078</b>	
					▬	<b>MS40</b>	FOR ART-NO: VD1078
2.2 D-4D	04/09-	2AD-FHV	110	2231	∞	<b>7PK1867</b>	ALT, (AC)
					⊙	<b>AP9076</b>	
					⊕	<b>VD1078</b>	
					▬	<b>MS40</b>	FOR ART-NO: VD1078

**VERSO S (NLP12\_, NCP12\_, NSP12\_)**

1.33	11/10-	1NR-FE	73	1329	∞	<b>4PK1170</b>	ALT, OE-NO 90916-02696
					∞	<b>4PK875</b>	ALT, OE-NO 90916-02693
					∞	<b>4PK900</b>	ALT, OE-NO 90916-02695
1.4 D4-D	11/10-	1ND-TV	66	1364	∞	<b>6PK925 EXTRA</b>	ALT, (AC)

**YARIS (NHP13\_, NSP13\_, NCP13\_, KSP13\_, NLP13\_)**

1.0	09/11-	1KR-FE	51	998	∞	<b>6PK1230</b>	ALT, (AC)
					∞	<b>6PK880</b>	ALT
1.3	09/11-	1NR-FE, 1NR-FKE	73	1329	∞	<b>4PK1170</b>	ALT, OE-NO 90916-02696
					∞	<b>4PK875</b>	ALT, (AC)
					∞	<b>4PK900</b>	ALT, OE-NO 90916-02695
1.4 D-4D	09/11-	1ND-TV	66	1364	∞	<b>6PK925 EXTRA</b>	ALT, (AC)
1.5 Hybrid	03/12-	1NZ-FXE	55	1497	∞	<b>4PK1190</b>	ALT
					∞	<b>6PK759</b>	AC

**YARIS (SCP1\_, NLP1\_, NCP1\_)**

1.0 16V	04/99-09/05	1SZ-FE	48-50	998	∞	<b>4PK1708</b>	ALT, (PS), (-AC), CH-NO JT..
					∞	<b>4PK1775</b>	ALT, (PS), (AC), CH-NO JT..
					∞	<b>6PK1733</b>	ALT, (PS), (AC), CH-NO VN..
					∞	<b>6PK780</b>	ALT, (-PS), (-AC)
1.3	04/02-09/05	2SZ-FE	64	1298	∞	<b>6PK1775</b>	ALT, WP, PS, AC
					∞	<b>6PK780</b>	ALT, WP, (-AC)







ContiTech

**TOYOTA****YARIS (SCP1\_, NLP1\_, NCP1\_)**

↔ 1.3 16V	11/99-09/05	2NZ-FE, 2SZ-FE	63	1299	∞	<b>3PK850</b>	PS
					∞	<b>4PK1180</b>	ALT, (AC)
					∞	<b>4PK920</b>	ALT, (AC)
1.4 D-4D	12/01-09/05	1ND-TV	55	1364	∞	<b>3PK850</b>	PS
					∞	<b>5PK1190</b>	ALT, (AC)
					∞	<b>5PK930</b>	ALT, (AC)
1.5 TS, 1.5 VVT-i TS	04/01-09/05	1NZ-FE	77-78	1497	∞	<b>3PK850</b>	PS, ⇨08/2005
					∞	<b>4PK1170</b>	ALT, (AC), 06/2003⇨, ⇨08/2005
					∞	<b>4PK1180</b>	ALT, (AC), ⇨06/2003
					∞	<b>4PK920</b>	ALT, (AC), ⇨08/2005

**YARIS (SCP9\_, NSP9\_, KSP9\_, NCP9\_, ZSP9\_)**

1.0 VVT-i	08/05-	1KR-FE	51	998	∞	<b>6PK1210</b>	ALT, (AC)
					∞	<b>6PK875</b>	ALT, (AC)
1.3 VVT-i	08/05-	2NZ-FE, 2SZ-FE	64	1298	∞	<b>6PK1760</b>	ALT, MTR-CODE: 2SZ-FE, (AC)
					∞	<b>6PK780</b>	ALT, (AC)
					⊙	<b>AP9076</b>	
1.33 VVT-i	03/09-	1NR-FE	73-74	1329	∞	<b>6PK1138</b>	ALT, OE-NO 90916W2024
					∞	<b>6PK1145</b>	ALT, OE-NO 90916W2023
					∞	<b>6PK880</b>	ALT, OE-NO 90916W2022
					∞	<b>6PK890</b>	ALT, OE-NO 90916W2021
1.4 D-4D	08/05-	1ND-TV	66	1364	∞	<b>6PK1185</b>	ALT, (MANL AC), 11/2008⇨, MTR-CODE: 1ND-TV
					∞	<b>6PK1185</b>	ALT, (AUTOM-AC), 03/2009⇨, MTR-CODE: 1ND-TV
					∞	<b>6PK1244</b>	ALT, (MANL AC), 11/2005⇨, ⇨11/2008, MTR-CODE: 1ND-TV
					∞	<b>6PK923</b>	ALT, (AC), 11/2008⇨, MTR-CODE: 1ND-TV
					∞	<b>6PK970</b>	ALT, (AC), 11/2005⇨, ⇨11/2008, MTR-CODE: 1ND-TV
					⊙	<b>VD1112</b>	
1.8 VVT-i	01/07-	2ZR-FE	98	1798	∞	<b>6PK1210</b>	ALT, (AC)
					∞	<b>6PK915</b>	ALT, (AC)

**YARIS VERSO (NLP2\_, NCP2\_)**

1.3	08/99-09/05	2NZ-FE	62-63	1299	∞	<b>3PK850</b>	PS
					∞	<b>4PK1170</b>	ALT, (AC), ⇨09/2005, OE-NO 90916-02569
					∞	<b>4PK1180</b>	ALT, (AC), ⇨09/2005
					∞	<b>4PK920</b>	ALT, (AC)
1.4 D-4D	12/01-09/05	1ND-TV	55	1364	∞	<b>3PK850</b>	OILP
					∞	<b>5PK1190</b>	ALT, (AC)
					∞	<b>5PK930</b>	ALT, (AC)
1.5	03/00-09/05	1NZ-FE	78	1497	∞	<b>3PK850</b>	PS
					∞	<b>4PK1180</b>	ALT, (AC)
					∞	<b>4PK920</b>	ALT, (AC)

**TRABANT**

<b>P 601</b>							
0.6	03/70-04/90	P63/64	19	594	∞	<b>AVX10X1000</b>	DYN
<b>P 601 Universal</b>							
0.6	01/66-04/90	P65/66, P63/64	19	594	∞	<b>AVX10X1000</b>	DYN, 01/1970⇨
					∞	<b>AVX13X1025</b>	DYN, ⇨01/1970

**UAZ**

<b>469 B</b>							
2.4	09/84-	ZMZ-402110	59	2445	∞	<b>AVX10X940</b>	ALT
<b>PATRIOT</b>							
2.7	07/04-	ZMZ-409.10	94	2693	∞	<b>6PK1217</b>	ALT, (AC)
					∞	<b>6PK1370</b>	ALT, (AC)

**VAUXHALL**

<b>AGILA Mk I (A)</b>							
1.2 16V	09/00-03/08	Z 12 XE	55	1199	∞	<b>5PK1230</b>	ALT, WP
					∞	<b>5PK1355</b>	ALT, WP, AC
<b>ASTRA GTC Mk VI (J)</b>							
2.0 BiTurbo CDTI	12/12-	A 20 DTR	143	1956	∞	<b>6PK1900</b>	ALT, ⇨CH-NO B8999999





ContiTech



**VAUXHALL**

**ASTRA GTC Mk VI (J)**

					<b>6PK1900</b> <b>6PK1900</b> <b>CT1183</b>	ALT, ⇨CH-NO BG999999 ALT, ⇨CH-NO B3999999 CA
--	--	--	--	--	---	--

**ASTRA Mk III (F)**

1.4 i	09/91-02/98	C 14 NZ	44	1389	<b>AVX10X913</b> <b>AVX10X925</b>  <b>5PK985</b> <b>6PK1460</b> <b>6PK1800</b> <b>CT874</b> <b>CT874K1</b> <b>CT874WP2</b>	ALT, ⇨CH-NO S2500015, R5999999, R8999999 ALT, CH-NO S2500015⇨, CH-NO R5999999⇨, CH-NO R8999999⇨ ALT, PS, ⇨08/1992 ALT, PS, 09/1992⇨ ALT, PS, AC CA CA CA, MTR-NO 19311739⇨
	03/92-02/98	C 14 SE	60	1389	<b>AVX10X913</b> <b>AVX10X925</b>  <b>5PK985</b> <b>6PK1460</b> <b>6PK1800</b> <b>CT874</b> <b>CT874K1</b> <b>CT874WP2</b>	ALT, ⇨CH-NO S2500015, R5999999, R8999999 ALT, CH-NO S2500015⇨, CH-NO R5999999⇨, CH-NO R8999999⇨ ALT, PS, ⇨08/1992 ALT, PS, 09/1992⇨ ALT, PS, AC CA CA CA, ⇨MTR-NO 14254439
1.4 i 16V	02/96-02/98	X 14 XE	66	1389	<b>6PK1530</b> <b>6PK1800</b> <b>6PK894</b> <b>CT873</b> <b>CT873K1</b> <b>CT873WP4</b>	ALT, (PS), (-AC) ALT, (PS), (AC) ALT, (-PS), (-AC) CA CA CA
1.6 i	09/91-02/98	C 16 NZ, E 16 NZ	55	1598	<b>AVX10X913</b> <b>AVX10X925</b>  <b>5PK985</b> <b>6PK1460</b> <b>6PK1800</b> <b>CT874</b> <b>CT874K1</b> <b>CT874WP2</b>	ALT, ⇨CH-NO S2500015, R5999999, R8999999 ALT, CH-NO S2500015⇨, CH-NO R5999999⇨, CH-NO R8999999⇨ ALT, PS, ⇨08/1992 ALT, PS, 09/1992⇨ ALT, PS, AC CA CA CA, MTR-NO 02122350⇨
1.6 i 16V	01/94-02/98	X 16 XEL	74	1598	<b>AVX10X913</b>  <b>AVX10X925</b>  <b>6PK1530</b> <b>6PK1800</b> <b>CT873</b> <b>CT873K1</b> <b>CT873WP4</b>	ALT, (PS), (-AC), ⇨CH-NO S2500015, R5999999, R8999999 ALT, (PS), (-AC), CH-NO S2500015⇨, CH-NO R5999999⇨, CH-NO R8999999⇨ ALT, (PS), (-AC) ALT, (PS), (AC) CA CA CA

**ASTRA Mk IV (G)**

1.4 16V	02/98-05/05	X 14 XE, Z 14 XE	66	1389	<b>5PK1212</b> <b>5PK1212K1</b> <b>5PK940</b> <b>5PK940K1</b> <b>CT975</b> <b>CT975K2</b> <b>CT975K3</b> <b>CT975WP1</b> <b>CT975WP3</b>  <b>CT975WP6</b> <b>AP9035</b> <b>AP9082</b>	ALT, (AC) ALT, (AC) ALT, (-AC) ALT, (-AC) CA CA, ⇨MTR-NO 02HL5117, 20041690 CA, MTR-NO 02HL5118⇨, 20041691⇨ CA, MTR-NO 02MV7225⇨, 20U75999⇨ CA, MTR-NO 02HL5118⇨, 20041691⇨, ⇨MTR-NO 02MV7224, 20U75998 CA, ⇨MTR-NO 02HL5117, 20041690
1.6	02/98-09/00	X 16 SZR	55	1598	<b>5PK1212</b>	ALT, AC



VAUXHALL



VAUXHALL					
<b>ASTRA Mk IV (G)</b>					
					<b>5PK1212K1</b> ALT, AC <b>5PK940</b> ALT <b>5PK940K1</b> ALT <b>CT874</b> CA <b>CT874K1</b> CA <b>CT874WP2</b> CA <b>AP9003</b>
	09/00-05/05	Z 16 SE	62	1598	<b>5PK1212</b> ALT, AC <b>5PK1212K1</b> ALT, AC <b>5PK940</b> ALT <b>5PK940K1</b> ALT <b>CT874</b> CA <b>CT874K1</b> CA <b>CT874WP1</b> CA, MTR:NO 02MZ5254⇨, 20U75999⇨ <b>CT874WP2</b> CA, ⇨MTR:NO 02MZ5253, 20U75998 <b>AP9003</b>
1.6 16V, 1.6 Dualfuel	02/98-05/05	X 16 XEL, Z 16 XE	63-74	1598	<b>5PK1212</b> ALT, (AC) <b>5PK1212K1</b> ALT, (AC) <b>5PK940</b> ALT, (AC) <b>5PK940K1</b> ALT, (AC) <b>CT975</b> CA <b>CT975K2</b> CA, ⇨MTR:NO 02HL5117, 20041690 <b>CT975K3</b> CA, MTR:NO 02HL5118⇨, 20041691⇨ <b>CT975WP1</b> CA, MTR:NO 02MV7225⇨, 20U75999⇨ <b>CT975WP3</b> CA, MTR:NO 02HL5118⇨, 20041691⇨, ⇨MTR:NO 02MV7224, 20U75998 <b>CT975WP6</b> CA, ⇨MTR:NO 02HL5117, 20041690 <b>AP9003</b>
1.7 CDTI 16V	04/03-05/05	Z 17 DTL	59	1686	<b>6PK1275</b> ALT, (AC) <b>6PK1623</b> ALT, AC <b>6PK1623D1</b> ALT, AC, MTR:NO 0614509⇨ <b>CT1078</b> CA <b>CT1078K1</b> CA <b>AP9044</b> <b>VD1068</b> MTR:NO 0614509⇨ <b>MS31</b> FOR ART:NO: VD1068
1.7 DTI 16V	02/00-05/05	Y 17 DT	55	1686	<b>6PK1250</b> ALT, (AC) <b>6PK1590</b> ALT, (AC) <b>CT1014</b> CA <b>CT1014K2</b> CA, MTR:NO 328705⇨ <b>CT1014K3</b> CA, ⇨MTR:NO 328704 <b>MS31</b>
1.8 16V	02/98-08/05	X 18 XE1, Z 18 XE	85-92	1796	<b>5PK1212</b> ALT, (AC) <b>5PK1212K1</b> ALT, (AC) <b>5PK940</b> ALT, (AC) <b>5PK940K1</b> ALT, (AC) <b>CT975</b> CA <b>CT975K2</b> CA, ⇨MTR:NO 02HL5117, 20041690 <b>CT975K3</b> CA, MTR:NO 02HL5118⇨, 20041691⇨ <b>CT975WP2</b> CA, MTR:NO 02HL5118⇨, 20041691⇨ <b>CT975WP5</b> CA, ⇨MTR:NO 02HL5117, 20041690 <b>AP9003</b>
<b>ASTRA Mk V (H)</b>					
1.4	01/04-05/09	Z 14 XEP	66	1364	<b>5PK1230</b> ALT, (AC) <b>5PK1355</b> ALT, AC <b>AP9035</b> <b>AP9082</b>
1.6	01/04-05/09	Z 16 XER	85	1598	<b>5PK1450</b> ALT, (AC) <b>5PK1546</b> ALT, (AC) <b>CT1077</b> CA <b>CT1077K1</b> CA

VAUXHALL



ContiTech



**VAUXHALL**

**ASTRA Mk V (H)**

1.6, 1.6 Turbo	01/04-	Z 16 XEP, Z 16 LET	77-132	1598	<b>CT1077WP1</b> CA <b>5PK1450</b> ALT, (-AC) <b>5PK1546</b> ALT, (AC) <b>CT1077</b> CA <b>CT1077K1</b> CA <b>CT1077WP1</b> CA <b>VD1106</b>
1.7 CDTi	01/04-11/10	Z 17 DTL, Z 17 DTH	59-74	1686	<b>6PK1275</b> ALT, (-AC) <b>6PK1623</b> ALT, AC <b>6PK1623D1</b> ALT, AC <b>CT1078</b> CA <b>CT1078K1</b> CA <b>AP9044</b> <b>VD1068</b> <b>MS31</b> FOR ART-NO: VD1068
1.7 CDTi	01/04-11/10	Z 17 DTJ, A 17 DTJ	81	1686	<b>6PK1250</b> ALT, (-AC) <b>6PK1605</b> ALT, (AC) <b>CT1178</b> CA <b>CT1178K1</b> CA <b>AP9044</b> <b>VD1117</b>
1.8	01/04-05/09	Z 18 XE	92	1796	<b>5PK1212</b> ALT, (AC) <b>5PK1212K1</b> ALT, (AC) <b>5PK940</b> ALT, (-AC) <b>5PK940K1</b> ALT, (-AC) <b>CT975</b> CA, MTR-CODE: Z18XE <b>CT975K3</b> CA, MTR-CODE: Z18XE <b>CT975WP2</b> CA, MTR-CODE: Z18XE
		Z 18 XER, A 18 XER	103	1796	<b>5PK1355</b> ALT, (AC) <b>5PK1450</b> ALT, (-AC) <b>CT1077</b> CA <b>CT1077K1</b> CA <b>CT1077WP1</b> CA
1.9 CDTi	01/04-05/09	Z 19 DT	88	1910	<b>6PK1050</b> ALT, (AC) <b>6PK1370</b> ALT, (AC), ⇨CH-NO 78104400, 7G <b>6PK1370</b> ALT, (AC), ⇨CH-NO 72172468, 75189052 <b>6PK1370K1</b> ALT, (AC), ⇨CH-NO 72172468, 75189052 <b>6PK1370K1</b> ALT, (AC), ⇨CH-NO 78104400, 7G <b>6PK1380</b> ALT, (AC), CH-NO 72172469⇨, CH-NO 75189053⇨ <b>6PK1380</b> ALT, (AC), CH-NO 78104401⇨, CH-NO 7G⇨ <b>CT1106</b> CA, MTR-CODE: Z19DT <b>CT1106K1</b> CA, MTR-CODE: Z19DT <b>CT1106WP1</b> CA, MTR-CODE: Z19DT <b>AP9017</b> <b>AP9028</b> <b>VD1065</b> ⇨CH-NO 5545149 <b>MS30</b> FOR ART-NO: VD1065, ⇨MTR-NO 17205096
1.9 CDTi	02/05-11/10	Z 19 DTH	110	1910	<b>6PK1050</b> ALT, (AC) <b>6PK1050D1</b> ALT, (AC), CH-NO 72156709⇨, CH-NO 75189053⇨, CH-NO 78104401⇨ <b>6PK1370</b> ALT, (AC), ⇨CH-NO 78104400, 7G <b>6PK1370</b> ALT, (AC), ⇨CH-NO 72172468, 75189052 <b>6PK1370D1</b> ALT, (AC), MTR-NO 72156709⇨, 75189053⇨, 78104401⇨, OE-NO 93 185 361 <b>6PK1370K1</b> ALT, (AC), ⇨CH-NO 72172468, 75189052 <b>6PK1370K1</b> ALT, (AC), ⇨CH-NO 78104400, 7G <b>6PK1380</b> ALT, (AC), CH-NO 72172469⇨, CH-NO 75189053⇨ <b>6PK1380</b> ALT, (AC), CH-NO 78104401⇨, CH-NO 7G⇨ <b>CT1105</b> CA, MTR-CODE: Z19DTH <b>CT1105K3</b> CA, MTR-CODE: Z19DTH <b>CT1105WP2</b> CA, MTR-CODE: Z19DTH





VAUXHALL						
<b>ASTRA Mk V (H)</b>						
					<b>AP9017</b> <b>AP9028</b> <b>VD1065</b> <b>VD1067</b> <b>MS30</b>	⇒CH-NO 72156708, 75189052, 78104400 CH-NO 72156709⇒, CH-NO 75189053⇒, CH-NO 78104401⇒, CH-NO 8B000001⇒ FOR ART-NO: VD1067, VD1065, ⇒MTR-NO 17205096
<b>ASTRA Mk VI (J)</b>						
1.4	12/09-	A 14 XER	74	1398	<b>5PK1212</b> <b>5PK1334</b> <b>5PK1397</b> <b>6PK1205</b> <b>6PK1400</b>	ALT, (AC), CH-NO C000001⇒, CH-NO C100001⇒, CH-NO C300001⇒, CH-NO C800001⇒, CH-NO CG00001⇒ ALT, (AC), CH-NO C0⇒, CH-NO C1⇒, CH-NO C3⇒, CH-NO C8⇒, CH-NO CG⇒, OE-NO 1340017 ALT, (AC), CH-NO C0000001⇒, CH-NO C1000001⇒, CH-NO C3000001⇒, CH-NO C8000001⇒, CH-NO CG000001⇒, ⇒CH-NO C0, C1, C3, C8, CG, OE-NO 1340018, 1340053 ALT, (AC), ⇒CH-NO B3999999, B8999999, BG999999 ALT, (AC), ⇒CH-NO B3999999, B8999999, BG999999
1.6	12/09-	A 16 XER	85	1598	<b>4PK643 ELAST</b> <b>6PK1453</b> <b>6PK1555</b> <b>CT1077</b> <b>CT1077K1</b>	PS ALT, (AC) ALT, (AC), ⇒CH-NO B..99 CA CA
1.7 CDTI	06/12-	A 17 DTJ, A 17 DTC, A 17 DTE, A 17 DTS, A 17 DTF	81-96	1686	<b>6PK1244</b> <b>6PK1715</b> <b>CT1178</b> <b>CT1178K1</b> <b>VD1117</b>	ALT, (AC) ALT, (AC) CA CA
2.0 BiTurbo CDTI	12/12-	A 20 DTR	143	1956	<b>6PK1900</b> <b>6PK1900</b> <b>6PK1900</b> <b>CT1183</b>	ALT, ⇒CH-NO B3999999 ALT, ⇒CH-NO BG999999 ALT, ⇒CH-NO B8999999 CA
2.0 CDTi	08/11-	A 20 DTH	121	1956	<b>6PK1905</b> <b>CT1105</b> <b>CT1105K3</b>	ALT, ⇒CH-NO B3999999, B8999999, BG999999 CA CA
<b>CASCADA</b>						
2.0 CDTI	02/13-	A 20 DTR	143	1956	<b>CT1183</b>	CA
<b>CAVALIER Mk III</b>						
1.6	09/88-05/93	16 SV	60	1598	<b>AVX10X913</b> <b>AVX13X875</b> <b>5PK975</b> <b>5PK990</b> <b>6PK1460</b> <b>6PK1800</b> <b>CT558</b> <b>CT558WP1</b> <b>CT874</b> <b>CT874K1</b> <b>CT874WP2</b>	ALT AC, ⇒08/1992 ALT, PS, ⇒CH-NO M11693, M5178236 ALT, PS, CH-NO M1169326⇒ ALT, PS, 09/1992⇒ ALT, PS, AC, 09/1992⇒ CA, ⇒MTR-NO 02J22349 CA, ⇒MTR-NO 02J22349 CA, MTR-NO 02J22350⇒ CA, MTR-NO 02J22350⇒ CA, MTR-NO 02J22350⇒
1.8	09/88-10/90	18 SV, C 18 NZ	66	1796	<b>AVX10X1000</b> <b>AVX10X690</b> <b>AVX10X800</b> <b>AVX10X925</b> <b>AVX10X940</b> <b>AVX13X875</b> <b>CT720</b> <b>CT720WP1</b> <b>CT866</b> <b>CT866K1</b>	ALT, FOR ALT: 90A, ⇒08/1990 PS, (AC) PS ALT, FOR ALT: 70A ALT, FOR ALT: 90A, 09/1990⇒ AC CA, ⇒MTR-NO (14/25)142838 CA, ⇒MTR-NO 14142838 CA, MTR-NO (14/25)142839⇒ CA, MTR-CODE: C18NZ, MTR-NO 14142839⇒

VAUXHALL



ContiTech



VAUXHALL

**VAUXHALL**

<b>COMBO Mk II (C, F25)</b>						
↩ 1.3 CDTi 16V	10/05-11/11	Z 13 DTJ	55	1248	<b>6PK1180</b> <b>6PK1180K1</b> <b>6PK1318</b> <b>AP9035</b> <b>AP9082</b>	ALT, (AC) ALT, (AC) ALT, (AC)
<b>COMBO Mk III (D)</b>						
1.3 CDTi	11/11-	A 13 FD	66	1248	<b>AP9054</b> <b>AP9082</b>	
<b>CORSA Mk I (B)</b>						
1.0 i 12V	11/96-09/00	X 10 XE	40	973	<b>5PK1230</b> <b>5PK1355</b>	ALT, PS ALT, PS, AC
1.2 i	03/93-09/00	X 12 SZ, C 12 NZ	33	1195	<b>AVX10X913</b> <b>6PK1460</b> <b>6PK1800</b> <b>CT874</b> <b>CT874K1</b> <b>CT874WP2</b>	ALT ALT, PS, 09/1992⇨ ALT, PS, AC CA CA CA
1.2 i 16V	03/98-09/00	X 12 XE	48	1199	<b>5PK1230</b> <b>5PK1355</b>	ALT, (AC) ALT, PS, AC
1.4 i	03/93-09/00	C 14 NZ, X 14 SZ	44	1389	<b>AVX10X913</b> <b>6PK1460</b> <b>6PK1800</b> <b>CT874</b> <b>CT874K1</b> <b>CT874WP2</b>	ALT ALT, PS, 09/1992⇨ ALT, PS, AC CA CA CA
1.4 i 16V	09/94-09/00	X 14 XE	66	1389	<b>6PK1530</b> <b>6PK1800</b> <b>6PK894</b> <b>CT873</b> <b>CT873K1</b> <b>CT873WP4</b>	ALT, PS, MTR-CODE: X14XE ALT, PS, AC, MTR-CODE: X14XE ALT, MTR-CODE: X14XE CA, MTR-CODE: X14XE CA, MTR-CODE: X14XE CA, MTR-CODE: X14XE
<b>CORSA Mk II (C) (W5L, F08)</b>						
1.0 12V	09/00-10/03	Z 10 XE	43	973	<b>5PK1230</b> <b>5PK1355</b> <b>AP9035</b> <b>AP9082</b>	ALT ALT, AC
	11/03-10/06	Z 10 XEP	44	998	<b>5PK1230</b> <b>5PK1355</b>	ALT ALT, AC
1.2 16V, 1.2 16V Dualfuel	09/00-10/06	Z 12 XE	55	1199	<b>5PK1230</b> <b>5PK1355</b> <b>AP9035</b> <b>AP9082</b>	ALT ALT, AC
1.2 Twinport	07/04-10/06	Z 12 XEP	59	1229	<b>5PK1230</b> <b>5PK1355</b> <b>5PK1370</b>	ALT, (AC) ALT, (AC), ⇨CH-NO 36152608 ALT, (AC), CH-NO 36152609⇨
1.3 CDTi 16V	08/00-09/06	Z 13 DT	52	1248	<b>6PK1180</b> <b>6PK1180K1</b> <b>6PK1318</b> <b>AP9035</b> <b>AP9082</b>	ALT ALT ALT, AC
1.4 16V	09/00-10/06	Z 14 XE	66	1389	<b>5PK1212</b> <b>5PK1212K1</b> <b>5PK940</b> <b>5PK940K1</b> <b>CT975</b> <b>CT975K3</b> <b>CT975WP1</b> <b>CT975WP3</b>	ALT, (AC) ALT, (AC) ALT, (AC) ALT, (AC) CA CA CA, MTR-NO 02MZ5254⇨, 20U75999⇨ CA, ⇨MTR-NO 02MZ5253, 20U75998
<b>CORSA Mk III (D) (L_8)</b>						
1.0, 1.0 i 12V	11/06-	Z 10 XEP, A 10 XEP	44-48	998	<b>5PK1230</b> <b>5PK1355</b>	ALT, (AC) ALT, (AC)





VAUXHALL						
<b>CORSA Mk III (D) (L_8)</b>						
↔ 1.2	11/06-	Z 12 XEP	59	1229	∞ ∞	<b>5PK1230</b> ALT, (AC) <b>5PK1355</b> ALT, (AC)
1.2 i 16V	11/06-	A 12 XER	63	1229	∞ ∞	<b>5PK1200</b> ALT, (AC) <b>5PK1334</b> ALT, (AC)
1.3 CDTI	07/06-	Z 13 DTH, Z 13 DTJ, A 13 DTC	55-66	1248	∞ ∞	<b>6PK1180</b> ALT, (AC) <b>6PK1180K1</b> ALT, (AC)
					∞ ⊙ ⊙	<b>6PK1318</b> ALT, (AC) <b>AP9035</b> <b>AP9082</b>
	06/10-	A 13 DTE, Z 13 DTE, A 13 DTR	70	1248	⊙	<b>AP9035</b>
1.4	09/09-	A 14 XEL, A 14 XER	64-74	1398	∞ ∞	<b>5PK1200</b> ALT, (AC) <b>5PK1334</b> ALT, (AC)
	07/06-	Z 14 XEP	66	1364	∞ ∞	<b>5PK1230</b> ALT, (AC) <b>5PK1370</b> ALT, (AC)
1.6 VXR	02/07-	Z 16 LER, A 16 LER	141	1598	∞ ∞	<b>5PK1450</b> ALT, (AC) <b>5PK1546</b> ALT, (AC)
					▲▲▲	<b>CT1077</b> CA
					▲▲▲	<b>CT1077K1</b> CA
					▲▲▲	<b>CT1077WP1</b> CA
					⊙	<b>VD1106</b>
<b>CORSAVAN Mk I (B)</b>						
1.4 i	01/94-09/00	C 14 NZ	44	1389	∞ ∞ ∞ ▲▲▲ ▲▲▲ ▲▲▲	<b>AVX10X913</b> ALT <b>6PK1460</b> ALT, PS <b>6PK1800</b> ALT, PS, AC <b>CT874</b> CA <b>CT874K1</b> CA <b>CT874WP2</b> CA
<b>CORSAVAN Mk II (C)</b>						
1.2 16V Dualfuel	08/01-06/06	Z 12 XE	55	1199	⊙ ⊙	<b>AP9035</b> <b>AP9082</b>
<b>INSIGNIA</b>						
1.8	07/08-09/13	A 18 XER	103	1796	∞ ∞ ▲▲▲ ▲▲▲ ▲▲▲	<b>6PK1453</b> ALT, (AC) <b>6PK1555</b> ALT, (AC) <b>CT1077</b> CA <b>CT1077K1</b> CA <b>CT1077WP1</b> CA
2.0 Biturbo CDTI, 2.0 Biturbo CDTI 4x4	03/12-	A 20 DTR	143	1956	∞ ∞ ∞ ▲▲▲	<b>6PK1847 EXTRA</b> ALT, (ELECTR PS), CH-NO C1000001↔ <b>6PK1900</b> ALT, (ELECTR PS), CH-NO C1000001↔ <b>6PK1900</b> ALT, ↔CH-NO B1999999 <b>CT1183</b> CA
2.0 CDTI, 2.0 CDTI 4x4	07/08-	A 20 DTE, A 20 DTH, A 20 DTJ	96-120	1956	∞ ∞ ∞ ▲▲▲ ▲▲▲ ▲▲▲	<b>6PK1847 EXTRA</b> ALT, (ELECTR PS), CH-NO C1000001↔ <b>6PK1900</b> ALT, (ELECTR PS), CH-NO C1000001↔ <b>6PK1900</b> ALT, ↔CH-NO B1999999 <b>CT1105</b> CA <b>CT1105K3</b> CA <b>CT1105WP2</b> CA
<b>MERIVA Mk I (A)</b>						
1.4 16V Twinport	01/03-10/09	Z 14 XEP	66	1364	∞ ∞ ∞	<b>5PK1230</b> ALT, (AC) <b>5PK1355</b> ALT, (AC), ↔CH-NO 44001048 <b>5PK1370</b> ALT, (AC), CH-NO 44001049↔
1.6 i	01/03-06/10	Z 16 SE	64	1598	∞ ∞ ∞ ∞ ▲▲▲ ▲▲▲ ▲▲▲	<b>5PK1212</b> ALT, AC <b>5PK1212K1</b> ALT, AC <b>5PK940</b> ALT, (AC) <b>5PK940K1</b> ALT, (AC) <b>CT874</b> CA <b>CT874K1</b> CA, MTR-CODE: Z16SE <b>CT874WP1</b> CA, MTR-CODE: Z16SE
1.6 i 16V	01/03-09/05	Z 16 XE	74	1598	∞ ∞ ∞ ∞	<b>5PK1212</b> ALT, (AC) <b>5PK1212K1</b> ALT, (AC) <b>5PK940</b> ALT, (AC) <b>5PK940K1</b> ALT, (AC)

VAUXHALL





ContiTech



**VAUXHALL**

**MERIVA Mk I (A)**

↔					<b>CT975</b> <b>CT975K3</b> <b>CT975WP1</b>	CA CA CA
1.6 i 16V Twinport	05/03-06/10	Z 16 XEP	77	1598	<b>5PK1450</b> <b>5PK1546</b> <b>CT1077</b> <b>CT1077K1</b> <b>CT1077WP1</b> <b>VD1106</b>	ALT, (AC) ALT, AC CA, MTR-CODE: Z16XEP, Z16LET CA CA

**MERIVA Mk II (B)**

1.4	06/10-	A 14 XER, B 14 XER	74	1398	<b>5PK1397</b> <b>6PK1210</b> <b>6PK1400</b>	ALT, (AC), CH-NO C4000001⇒ ALT, (AC) ALT, (AC), CH-NO B4999999⇒
-----	--------	--------------------	----	------	--	---

**OMEGA (B)**

2.0 16V	03/94-09/99	X 20 XEV	100	1998	<b>6PK1725</b> <b>6PK1725K1</b> <b>6PK1900</b> <b>CT870</b> <b>CT870K1</b> <b>CT870WP2</b>	ALT ALT ALT, AC CA CA CA
2.5 V6	03/94-09/00	X 25 XE	125	2498	<b>6PK1900</b> <b>6PK2020</b> <b>6PK2260</b> <b>CT884</b> <b>CT884K1</b> <b>CT990</b> <b>CT990K1</b> <b>CT990K2</b>	ALT, WP, PS ALT, WP, AC, PS, CH-NO S1059679⇒ ALT, WP, AC, PS, ⇒CH-NO S1059678 CA, ⇒08/1998, ⇒MTR-NO 08300418 CA, ⇒MTR-NO 08300418 CA, 09/1998⇒, MTR-NO 08300419⇒ CA, MTR-NO 08300419⇒, ⇒MTR-NO 08578511 CA, MTR-NO 08578512⇒

**TIGRA Mk I (F07)**

1.4 16V	07/94-12/00	X 14 XE	66	1389	<b>6PK1530</b> <b>6PK1800</b> <b>6PK894</b> <b>CT873</b> <b>CT873K1</b> <b>CT873WP4</b>	ALT, PS, MTR-CODE: X14XE ALT, PS, AC, MTR-CODE: X14XE ALT, MTR-CODE: X14XE CA, MTR-CODE: X14XE CA, MTR-CODE: X14XE CA, MTR-CODE: X14XE
---------	-------------	---------	----	------	--	---

**TIGRA TwinTop**

1.4	06/04-08/09	Z 14 XEP	66	1364	<b>5PK1230</b> <b>5PK1370</b>	ALT, PS, (-AC) ALT, PS, AC
-----	-------------	----------	----	------	----------------------------------	-------------------------------

**VECTRA (B)**

1.6 i 16V	08/95-10/01	X 16 XEL, Z 16 XE, Y 16 XE	74	1598	<b>6PK1530</b> <b>6PK1800</b> <b>CT873</b> <b>CT873K1</b> <b>CT873WP1</b> <b>CT873WP4</b> <b>AP9003</b>	ALT ALT, AC CA CA CA, MTR-NO 02MZ5254⇒, 20U75999⇒ CA, ⇒MTR-NO 02MZ5253, 20U75998
1.8 i 16V	10/95-09/00	X 18 XE, X 18 XE1	85	1796	<b>6PK1725</b> <b>6PK1900</b> <b>CT870</b> <b>CT870K1</b> <b>CT870WP2</b> <b>CT873</b> <b>CT873K1</b> <b>CT873WP2</b>	ALT ALT, AC CA, MTR-CODE: X18XE CA, MTR-CODE: X18XE CA, MTR-CODE: X18XE CA, MTR-CODE: X18XE1 CA, MTR-CODE: X18XE1 CA, MTR-CODE: X18XE1
2.0 Di 16V	08/95-10/01	X 20 DTL	60	1995	<b>6PK1800</b> <b>6PK1900</b> <b>VD1031</b> <b>MS03</b>	ALT ALT, AC FOR ART-NO: VD1031
2.0 i 16V	10/95-01/01	X 20 XEV	100	1998	<b>6PK1725</b> <b>6PK1725K1</b> <b>6PK1900</b> <b>6PK1900K1</b>	ALT ALT ALT, AC ALT, AC



VAUXHALL





VAUXHALL						
<b>VECTRA (B)</b>						
					<b>CT870</b> <b>CT870K1</b> <b>CT870WP2</b>	CA CA CA
2.2 i 16V	09/00-07/03	Z 22 SE	108	2198	<b>5PK1030</b> <b>5PK880</b>	ALT, (AC) ALT, (AC)
<b>VECTRA Mk II (C) GTS</b>						
1.8	01/06-07/08	Z 18 XER	103	1796	<b>5PK1450</b> <b>5PK1546</b> <b>5PK1570</b> <b>CT1077</b> <b>CT1077K1</b> <b>CT1077WP1</b> <b>VD1106</b>	ALT, (AC) ALT, (AC), ⇒MTR-NO 51999999, 58999999 ALT, (AC), MTR-NO 61000001⇒ CA CA CA CA
1.8 16V	08/02-07/08	Z 18 XE	90	1796	<b>5PK1240</b> <b>5PK1255</b> <b>5PK940</b> <b>5PK940K1</b> <b>CT975</b> <b>CT975K3</b> <b>CT975WP2</b> <b>AP9003</b>	ALT, (AC), OE-NO 6340600 ALT, (AC), OE-NO 6340667 ALT, (AC) ALT, (AC) CA CA CA
1.9 CDTI	08/02-07/08	Z 19 DT	88	1910	<b>6PK1050</b> <b>6PK1413</b> <b>CT1106</b> <b>CT1106K1</b> <b>CT1106WP1</b> <b>AP9017</b> <b>AP9028</b> <b>VD1065</b> <b>MS30</b>	ALT, (AC) ALT, (AC) CA, MTR-CODE: Z19DT, Z19DTL CA, MTR-CODE: Z19DT, Z19DTL CA, MTR-CODE: Z19DT, Z19DTL
1.9 CDTI 16V	04/04-07/08	Z 19 DTH	110	1910	<b>6PK1050</b> <b>6PK1050D1</b> <b>6PK1413</b> <b>6PK1413D2</b> <b>CT1105</b> <b>CT1105K3</b> <b>CT1105WP2</b> <b>AP9017</b> <b>AP9028</b> <b>VD1065</b> <b>VD1067</b> <b>MS30</b>	ALT, (AC) ALT, (AC), CH-NO 71021892⇒ ALT, AC ALT, AC, CH-NO 71021892⇒ CA, MTR-CODE: Z19DTH CA, MTR-CODE: DTH CA, MTR-CODE: DTH
2.0 DTI 16V	08/02-07/08	Y 20 DTH	74	1995	<b>6PK1805</b> <b>6PK1880</b> <b>VD1031</b> <b>MS03</b>	ALT, (AC) ALT, AC FOR ART-NO: VD1031
2.2 16V	08/02-07/08	Z 22 SE	108	2198	<b>5PK1030</b> <b>5PK880</b>	ALT, (AC) ALT, (AC)
<b>VIVARO (F7)</b>						
1.9 DI	08/01-12/06	F9Q 762	59	1870	<b>5PK1125</b> <b>5PK1125K1</b> <b>6PK1795</b> <b>6PK1795K1</b> <b>6PK1795K2</b> <b>CT1025</b> <b>CT1025K1</b> <b>CT1025WP2</b> <b>AP9039</b> <b>AP9043</b>	ALT, (AC) ALT, (AC) ALT, (AC) ALT, (AC) ALT, (AC) CA CA CA
1.9 DTI	08/01-12/06	F9Q 760	74	1870	<b>5PK1125</b> <b>5PK1125K1</b>	ALT, (AC) ALT, (AC)

VAUXHALL



ContiTech



VAUXHALL

**VAUXHALL**

VIVARO (F7)



					<b>6PK1795</b> <b>6PK1795K1</b> <b>CT1025</b> <b>CT1025K1</b> <b>CT1025WP2</b> <b>AP9039</b> <b>AP9043</b> <b>VD1101</b> <b>VD1118</b>	ALT, (AC) ALT, (AC) CA CA CA (AC) (-AC)
2.0 16V	08/01-12/06	F4R 720	88	1998	<b>5PK1125</b> <b>5PK1125K1</b> <b>6PK1795</b> <b>6PK1795K1</b> <b>CT1130</b> <b>AP9039</b> <b>AP9043</b>	ALT, (-AC), MTR-CODE: F4R 720, F4R 820 ALT, (-AC), MTR-CODE: F4R 720, F4R 820 ALT, (AC), MTR-CODE: F4R 720, F4R 820 ALT, (AC), MTR-CODE: F4R 720, F4R 820 CA, MTR-CODE: F4R 720, F4R 820
2.0 CDTI	01/06-07/14	M9R 780, M9R 782, M9R 788, M9R 630, M9R 786	66-84	1995	<b>7PK1741</b> <b>7PK1970</b>  <b>7PK1970</b> <b>7PK2000</b>	ALT, (-AC), (-POWER TAKE OFF) ALT, (-AC), (POWER TAKE OFF), OE-NO 93161809, 4431667 ALT, (AC), (POWER TAKE OFF) ALT, (-AC), (POWER TAKE OFF), OE-NO 93198427, 4434866
2.5 CDTI	08/06-07/14	G9U 630	107	2464	<b>7PK1795</b> <b>7PK1834</b>  <b>CT1046</b> <b>CT1046K1</b> <b>AP9039</b> <b>AP9047</b>	ALT ALT, (AC), (POWER TAKE OFF), OE-NO 4434612, 8200778717 CA CA
2.5 DTI	07/03-07/14	G9U 730, G9U 630	99	2463	<b>6PK1153</b> <b>7PK1795</b> <b>CT1046</b> <b>CT1046K1</b> <b>AP9039</b> <b>AP9047</b>	ALT, (-AC) ALT, (AC) CA CA MTR-CODE: G9U 630
<b>ZAFIRA Mk I (A) (F75)</b> 1.6 16V	04/99-08/05	X 16 XEL, Z 16 XE	74	1598	<b>5PK1212</b> <b>5PK1212</b>  <b>5PK1212K1</b> <b>5PK1212K1</b>  <b>5PK1255</b>  <b>5PK940</b> <b>5PK940K1</b> <b>CT975</b> <b>CT975K2</b> <b>CT975K3</b> <b>CT975WP1</b> <b>CT975WP3</b>  <b>CT975WP6</b> <b>AP9003</b>	ALT, (AC) ALT, (AC), FOR ALT: 100A, CH-NO 229999999⇔, CH-NO 2H9999999⇔ ALT, (AC) ALT, (AC), FOR ALT: 100A, CH-NO 229999999⇔, CH-NO 2H9999999⇔ ALT, (AC), FOR ALT: 100A, ⇔CH-NO 129999999, 1H9999999 ALT, (-AC) ALT, (-AC) CA CA, ⇔MTR-NO 02HL5117, 20041690 CA, MTR-NO 02HL5118⇔, 20041691⇔ CA, MTR-NO 02MV7225⇔, 20U75999⇔ CA, MTR-NO 02HL5118⇔, 20041691⇔, ⇔MTR-NO 02MV7224, 20U75998 CA, ⇔MTR-NO 02HL5117, 20041690
1.8 16V	09/00-08/05	Z 18 XE	92	1796	<b>5PK1212</b> <b>5PK1212K1</b> <b>5PK1255</b> <b>5PK940</b> <b>5PK940K1</b> <b>CT975</b> <b>CT975K2</b>	ALT, (AC), FOR ALT: 120A ALT, (AC), FOR ALT: 120A ALT, (AC), FOR ALT: 100A MTR-CODE: Z18XE, ALT, (-AC) MTR-CODE: Z18XE, ALT, (-AC) CA CA, ⇔MTR-NO 02HL5117, 20041690





VAUXHALL					
<b>ZAFIRA Mk I (A) (F75)</b>					
					<b>CT975K3</b> <b>CT975WP2</b> <b>CT975WP5</b> <b>AP9003</b> CA, MTR-NO 02HL5118⇒, 20041691⇒ CA, MTR-NO 02HL5118⇒, 20041691⇒ CA, ⇒MTR-NO 02HL5117, 20041690
2.0 DTI 16V	04/99-08/05	Y 20 DTH	74	1995	<b>6PK1800</b> <b>6PK1800D1</b> <b>6PK1863</b> <b>6PK1863D1</b> <b>6PK1873</b>  <b>6PK1873D1</b>  <b>6PK1873K3</b>  <b>VD1031</b> <b>MS03</b> ALT, (AC) ALT, (AC) ALT, (AC), ⇒CH-NO 2H019030, 22109974 ALT, (AC), ⇒CH-NO 2H019030, 22109974 ALT, (AC), CH-NO 2H019031⇒, CH-NO 22109975⇒ ALT, (AC), CH-NO 2H019031⇒, CH-NO 22109975⇒ ALT, (AC), CH-NO 2H019031⇒, CH-NO 22109975⇒ FOR ART-NO: VD1031
<b>ZAFIRA Mk II (B) (M75)</b>					
1.6	07/05-	Z 16 XEP, Z 16 XE1	77	1598	<b>5PK1450</b> <b>5PK1546</b> <b>CT1077</b> <b>CT1077K1</b> <b>CT1077WP1</b> <b>VD1106</b> ALT, (AC) ALT, (AC) CA CA CA
	12/07-	Z 16 XER, A 16 XER	85	1598	<b>5PK1450</b> <b>5PK1546</b> <b>CT1077</b> <b>CT1077K1</b> <b>CT1077WP1</b> ALT, (AC) ALT, (AC) CA CA CA
1.7 CDTI	01/08-	A 17 DTR, Z 17 DTJ, A 17 DTJ	81-92	1686	<b>6PK1250</b> <b>6PK1605</b> <b>CT1178</b> <b>CT1178K1</b> <b>AP9044</b> <b>VD1117</b> ALT, (AC) ALT, (AC) CA CA
1.8	04/05-	Z 18 XER, A 18 XER	103	1796	<b>5PK1450</b> <b>5PK1546</b> <b>CT1077</b> <b>CT1077K1</b> <b>CT1077WP1</b> ALT, (AC) ALT, (AC) CA CA CA
1.9 CDTI	07/05-	Z 19 DTL	74	1910	<b>6PK1054</b> <b>6PK1370</b> <b>6PK1370K1</b> <b>6PK1380</b> <b>CT1106</b> <b>CT1106K1</b> <b>VD1065</b> <b>MS30</b> ALT, (AC) ALT, (AC), ⇒CH-NO 72207929, 7G150345 ALT, (AC), ⇒CH-NO 72207929, 7G150345 ALT, (AC), CH-NO 72207930, 7G150346⇒ CA CA FOR ART-NO: VD1065
		Z 19 DT, Z 19 DTH	88-110	1910	<b>6PK1050</b> <b>6PK1050D1</b>  <b>6PK1370</b> <b>6PK1370D1</b>  <b>6PK1370K1</b> <b>6PK1380</b> <b>CT1105</b> <b>CT1105K3</b> <b>CT1105WP2</b> <b>AP9017</b> ALT, (AC) ALT, (AC), CH-NO 72156709⇒, CH-NO 7G150346⇒ ALT, (AC), ⇒CH-NO 72212298, 7G150345 ALT, (AC), CH-NO 72156709⇒, CH-NO 75189053⇒, CH-NO 78104401⇒, OE-NO 93 185 361 ALT, (AC), ⇒CH-NO 72212298, 7G150345 ALT, (AC), CH-NO 72212299⇒, CH-NO 7G150346⇒ CA, MTR-CODE: Z19DTH CA, MTR-CODE: Z19DTH CA, MTR-CODE: Z19DTH

VAUXHALL



ContiTech



**VAUXHALL**

ZAFIRA Mk II (B) (M75)



- AP9028
- VD1065
- VD1067
- MS30

⇒CH-NO 72156708, 7G150345  
CH-NO 72156709⇒, CH-NO 7G150346⇒  
FOR ART-NO: VD1067, VD1065, ⇒MTR-NO  
17205096

ZAFIRA Mk III (P12)

2.0 BiTurbo CDTI

01/13-

A 20 DTR

143

1956

- 6PK1893
- CT1183

ALT  
CA

**VOLVO**

240 (P242, P244, P245)

2.3

08/80-07/87

B 23 A, B 230 F

82-83

2315

- AVX10X920
- AVX10X935
- AVX13X1075
- AVX13X975
- CT643
- CT643K1

ALT, (AC), 2X  
PS, (AC)  
AC, (PS)  
AC  
CA  
CA

2.3 i CAT

08/86-07/93

B 230 F

85

2316

- AVX10X910
- AVX10X920
- AVX10X935
- AVX10X940
- AVX13X1075
- AVX13X975
- CT643
- CT643K1
- CT825
- CT825K1

ALT  
ALT, (AC), 2X  
PS, (AC)  
PS  
AC, (PS)  
AC  
CA, ⇒12/1992  
CA, ⇒12/1992  
CA, 01/1993⇒  
CA, 01/1993⇒

440 K (445)

1.7

08/89-12/96

B 18 FP

75

1721

- 3PK590
- 4PK582
- 6PK1153
- 6PK1548
- 6PK1555
- 6PK850
- CT684
- CT684K1

ALT, (PS), (AC), ⇒CH-NO 656031  
ALT, (PS), (AC), CH-NO 656032⇒  
ALT, (PS), (AC)  
AC, (PS)  
ALT, (PS), (AC)  
ALT, (-PS), (-AC)  
CA  
CA

1.8

08/91-07/96

B 18 U

66

1794

- 3PK590
- 4PK582
- 6PK1153
- 6PK1548
- 6PK1555
- 6PK850
- CT684
- CT684K1

ALT, (PS), (AC), ⇒CH-NO 656031  
ALT, (PS), (AC), CH-NO 656032⇒  
ALT, (PS), (AC)  
AC, (PS)  
ALT, (PS), (AC)  
ALT, (-PS), (-AC)  
CA, OILP  
CA, OILP

1.9 Turbo-Diesel

07/94-12/96

D 19 T

66

1870

- 6PK1153
- 6PK1180
- CT604
- CT604K1

ALT  
ALT, AC  
CA  
CA

2.0

08/93-07/96

B 20 F

80

1998

- 6PK1153
- 6PK1270
- 6PK1548
- 6PK844
- CT840
- CT840K1

AC  
ALT, PS  
ALT  
CA  
CA

460 L (464)

1.7

09/88-07/96

B 18 KP

64

1721

- 3PK590
- 4PK582
- 6PK1153
- 6PK1548
- 6PK1555
- 6PK850

ALT, (PS), (AC), ⇒CH-NO 656031  
ALT, (PS), (AC), CH-NO 656032⇒  
ALT, (PS), (AC)  
AC, (PS)  
ALT, (PS), (AC)  
ALT, (-PS), (-AC)



VOLVO



<b>VOLVO</b>						
<b>460 L (464)</b>						
↔					<b>CT684</b> <b>CT684K1</b>	CA CA
1.8	08/91-07/96	B 18 U	66	1794	<b>3PK590</b> <b>4PK582</b> <b>6PK1153</b> <b>6PK1548</b> <b>6PK1555</b> <b>6PK850</b> <b>CT684</b> <b>CT684K1</b>	ALT, (PS), (AC), ⇨CH-NO 656031 ALT, (PS), (AC), CH-NO 656032⇨ ALT, (PS), (AC) AC, (PS) ALT, (PS), (AC) ALT, (-PS), (-AC) CA, OILP CA, OILP
1.9 Turbo-Diesel	07/94-07/96	D 19 T	66	1870	<b>6PK1153</b> <b>6PK1180</b> <b>CT604</b> <b>CT604K1</b>	ALT ALT, AC CA CA
2.0	08/93-07/96	B 20 F	80	1998	<b>3PK600</b> <b>6PK1153</b> <b>6PK1548</b> <b>6PK1555</b> <b>6PK844</b> <b>CT840</b> <b>CT840K1</b>	ALT, (AC) ALT, PS  ALT, PS, AC ALT CA CA
<b>740 (744, 745)</b>						
2.3	08/84-07/88	B 230 E	96	2316	<b>AVX10X875</b> <b>AVX10X920</b> <b>AVX10X935</b> <b>AVX10X950</b> <b>AVX13X975</b> <b>CT643</b>	PS, (AC) ALT, 2X PS, ⇨12/1987 PS, 01/1988⇨ AC CA
	08/87-07/92	B 230 F	85	2316	<b>AVX10X1000</b> <b>AVX10X1000</b> <b>AVX10X925</b> <b>AVX13X975</b> <b>CT643</b> <b>CT643K1</b>	ALT, (AC) PS ALT AC CA CA
<b>850 (LS, LW)</b>						
2.0	08/94-12/96	B 5202 S	93	1984	<b>6PK1256</b> <b>6PK1270</b> <b>6PK1623</b> <b>6PK1743</b> <b>CT854</b> <b>CT854K1</b> <b>CT855</b> <b>CT855K1</b>	ALT, (AC), (AUTOM) ALT, (AC), (MANL) ALT, (AC), ⇨MTR-NO 565356 ALT, (AC), MTR-NO 565357⇨ CA, ⇨MTR-NO 131154 CA, ⇨MTR-NO 131154 CA, MTR-NO 131155⇨ CA, MTR-NO 131155⇨
2.5	06/91-07/94	B 5252	103	2435	<b>6PK1256</b> <b>6PK1270</b> <b>6PK1623</b> <b>6PK1743</b> <b>CT854</b> <b>CT854K1</b> <b>CT855</b> <b>CT855K1</b>	ALT, (AC), (AUTOM) ALT, (AC), (MANL) ALT, (AC), ⇨MTR-NO 565356 ALT, (AC), MTR-NO 565357⇨ CA, ⇨MTR-NO 131154 CA, ⇨MTR-NO 131154 CA, MTR-NO 131155⇨ CA, MTR-NO 131155⇨
	08/94-12/96	B 5252 FS	106	2435	<b>6PK1256</b> <b>6PK1270</b> <b>6PK1623</b> <b>6PK1743</b> <b>CT854</b> <b>CT854K1</b> <b>CT855</b> <b>CT855K1</b>	ALT, PS, (AUTOM) ALT, PS, (MANL) ALT, PS, AC, ⇨MTR-NO 565356 ALT, PS, AC, MTR-NO 565357⇨ CA, ⇨MTR-NO 131154 CA, ⇨MTR-NO 131154 CA, MTR-NO 131155⇨ CA, MTR-NO 131155⇨
	08/91-12/96	B 5254 S	125	2435	<b>6PK1256</b> <b>6PK1270</b>	ALT, (AC), (AUTOM) ALT, (AC), (MANL)





ContiTech



**VOLVO**

850 (LS, LW)



- 6PK1623** ALT, (AC), ⇨MTR-NO 565356
- 6PK1743** ALT, (AC), MTR-NO 565357⇨
- CT737** CA, ⇨MTR-NO 131154
- CT737K1** CA, ⇨MTR-NO 131154
- CT759** CA, MTR-NO 131155⇨
- CT759K1** CA, MTR-NO 131155⇨

940 II (944, 945)

2.3

08/90-12/94

B 230 FB

96

2316

- AVX10X1000** ALT, (AC)
- AVX10X1000** PS
- AVX10X925** ALT
- AVX13X950** AC, 01/1993⇨
- AVX13X975** AC, ⇨12/1992
- CT643** CA, ⇨12/1992
- CT643K1** CA, ⇨12/1992
- CT825** CA, 01/1993⇨
- CT825K1** CA, 01/1993⇨

2.3, 2.3 ti

08/94-10/98

B 230 FB, B 230  
FD, B 230 FK

85-96

2316

- 11,9X1013Ld** ALT, (AC)
- 11,9X885Ld** ALT, (AC), 4#NAME?, CH-NO 174394⇨
- 11,9X885Ld** ALT, (AC), 5#NAME?, CH-NO 117442⇨
- AVX10X925** ALT, (AC), ⇨CH-NO 117441, 5#NAME?
- AVX10X925** ALT, (AC), ⇨CH-NO 174393, 4#NAME?
- AVX13X950** AC, (AUTOM)
- AVX13X975** AC, (MANL)
- CT825** CA
- CT825K1** CA

C30

1.6

10/06-12/12

B 4164 S3

74

1596

- 5PK868 ELAST** AC
- 6PK1059 ELAST** ALT
- 6PK1059 ELAST T2** ALT, (AC)
- CT881** CA
- CT881K3** CA, ⇨08/2009
- CT881K5** CA, 08/2009⇨
- CT881WP2** CA, ⇨08/2009

1.6 D

10/06-12/12

D 4164 T

80

1560

- 6PK800** ALT, (AC)
- 6PK800K1** ALT, (AC), ⇨CH-NO 503827
- 6PK976** ALT, (AC)
- 6PK976K1** ALT, (AC)
- CT1092** CA
- CT1092K1** CA
- CT1092WP1** CA
- AP9029** ALT, (Denso), FOR ALT: 120A, ALT-No: 104210-3511, 104210-3512, 104210-3513
- VD1094** ⇨CH-NO 219999
- MS08** FOR ART-NO: VD1094

1.6 D2

10/10-12/12

D 4162 T

84

1560

- 6PK962** ALT
- CT1162** CA
- CT1162K1** CA
- CT1162WP1** CA

1.8

10/06-12/12

B 4184 S11

92

1798

- 5PK705 ELAST** AC
- 5PK705 ELAST T1** AC
- 6PK1249 ELAST** ALT, CH-NO 73765⇨
- 6PK1306** ALT, ⇨CH-NO 73764

2.0

10/06-12/12

B 4204 S3

107

1999

- 5PK705 ELAST** AC
- 5PK705 ELAST T1** AC
- 6PK1249 ELAST** ALT, CH-NO 73765⇨
- 6PK1306** ALT, ⇨CH-NO 73764

2.0 D

10/06-12/12

D 4204 T

100

1998

- 6PK1217** ALT, AC
- 6PK1217K1** ALT, AC
- CT1091** CA
- CT1091K1** CA
- CT1091WP1** CA





VOLVO						
<b>C30</b>						
						<b>AP9029</b> ALT, (Denso), FOR ALT: 120A, ALT-No: 104210-3511, 104210-3512, 104210-3513
<b>C70 I</b>						
2.0 T	03/00-09/02	B 5204 T4	120	1984	<b>6DPK1825</b> <b>6DPK1841</b> <b>6DPK1841</b> <b>6DPK1853</b> <b>CT979</b> <b>CT979K1</b> <b>CT979K2</b> <b>CT979WP1</b> <b>CT979WP2</b> <b>AP9041</b>	ALT, (AC), (⇨1999) ALT, (AC), (⇨1999) ALT, (AC), (⇨2000) ALT, (AC), (⇨2000) CA CA, ⇨MTR-NO 3192745 CA, MTR-NO 3192746⇨ CA, ⇨MTR-NO 3192745 CA, MTR-NO 3192746⇨
2.5 T	03/97-09/02	B 5254 T, B 5244 T	142	2435	<b>6DPK1825</b> <b>6DPK1841</b> <b>6DPK1853</b> <b>6PK1256</b> <b>6PK1270</b> <b>6PK1743</b> <b>CT759</b> <b>CT759K1</b> <b>CT979</b> <b>CT979K1</b> <b>CT979K2</b> <b>CT979WP1</b> <b>CT979WP2</b> <b>AP9041</b> <b>VD1102</b>	ALT, (-AC), (1999) ALT, (AC), (1999) ALT, (AC), (2000-) ALT, (AC), (AUTOM), (1998) ALT, (AC), (MANL), (1998) ALT, (AC), (1998) CA, ⇨MTR-NO 1266127 CA, ⇨MTR-NO 1266127 CA, MTR-NO 1266128⇨ CA, MTR-NO 1266128⇨, ⇨MTR-NO 3192745 CA, MTR-NO 3192746⇨ CA, MTR-NO 1266128⇨, ⇨MTR-NO 3192745 CA, MTR-NO 3192746⇨
<b>C70 II</b>						
2.0 D	01/08-	D 4204 T	100	1997	<b>6PK1217</b> <b>6PK1217K1</b> <b>CT1091</b> <b>CT1091K1</b> <b>CT1091WP1</b> <b>AP9029</b>	ALT ALT CA CA CA ALT, (Denso), FOR ALT: 120A, ALT-No: 104210-3511, 104210-3512, 104210-3513
2.4, 2.4 i	03/06-	B 5244 S4, B 5244 S5	103-125	2435	<b>5PK847</b> <b>5PK890</b> <b>CT979</b> <b>CT979K2</b> <b>CT979WP2</b>	AC ALT CA CA CA
D5	03/06-	D 5244 T8, D 5244 T13	132	2400	<b>5PK847</b> <b>5PK890</b> <b>CT1010</b> <b>CT1010K1</b> <b>CT1010WP1</b> <b>MS39</b>	AC ALT CA CA CA
<b>S40 I (VS)</b>						
1.6	03/99-12/03	B 4164 S2	80	1587	<b>6DPK1841</b> <b>6PK1613</b> <b>6PK1623</b> <b>6PK1750</b> <b>6PK1760</b> <b>CT759</b> <b>CT759K1</b> <b>CT979</b> <b>CT979K1</b> <b>CT979WP1</b> <b>AP9051</b> <b>VD1102</b>	ALT, (AC), 01/2000⇨ ALT, (AC), ⇨MTR-NO 1440994 ALT, (-AC), MTR-NO 1440995⇨, ⇨12/1999 ALT, (AC), ⇨MTR-NO 1440994 ALT, (AC), MTR-NO 1440995⇨, ⇨12/1999 CA, ⇨MTR-NO 1219110 CA, ⇨MTR-NO 1219110 CA, MTR-NO 1219111⇨, ⇨MTR-NO 2816209 CA, MTR-NO 1219111⇨ CA, MTR-NO 1219111⇨ MODEL '03⇨, CH-NO 920000⇨, ⇨CH-NO 999999, CH-NO 1-⇨

VOLVO





ContiTech



**VOLVO**

S40 I (VS)



	09/95-08/99	B 4164 S	77	1588	<b>6PK1613</b> <b>6PK1623</b> <b>6PK1750</b> <b>6PK1760</b> <b>CT759</b> <b>CT759K1</b> <b>CT979</b> <b>CT979K1</b> <b>CT979WP1</b> <b>AP9051</b> <b>VD1102</b>	ALT, PS, ⇄MTR-NO 1440994 ALT, PS, MTR-NO 1440995⇄ ALT, PS, AC, ⇄MTR-NO 1440994 ALT, PS, AC, MTR-NO 1440995⇄ CA, ⇄MTR-NO 1219110 CA, ⇄MTR-NO 1219110 CA, MTR-NO 1219111⇄ CA, MTR-NO 1219111⇄ CA, MTR-NO 1219111⇄ CA, MTR-NO 1219111⇄ MODEL '03⇄, CH-NO 920000⇄, ⇄CH-NO 999999, CH-NO 1-⇄
1.8	03/99-12/03	B 4184 S2, B 4184 S9	90	1783	<b>6DPK1841</b> <b>CT979</b> <b>CT979K1</b> <b>CT979WP1</b> <b>AP9051</b> <b>VD1102</b>	ALT CA CA CA CH-NO CH920000⇄
	07/95-08/99	B 4184 S, B 4184 S3	85	1731	<b>6PK1613</b> <b>6PK1623</b> <b>6PK1750</b> <b>6PK1760</b> <b>CT759</b> <b>CT759K1</b> <b>CT979</b> <b>CT979K1</b> <b>CT979WP1</b> <b>AP9051</b> <b>VD1102</b>	ALT, PS, ⇄MTR-NO 1440994 ALT, PS, MTR-NO 1440995⇄ ALT, PS, AC, ⇄MTR-NO 1440994 ALT, PS, AC, MTR-NO 1440995⇄ CA, ⇄MTR-NO 1219110 CA, ⇄MTR-NO 1219110 CA, MTR-NO 1219111⇄ CA, MTR-NO 1219111⇄ CA, MTR-NO 1219111⇄ CH-NO CH920000⇄
1.8 i	03/98-12/03	B 4184 SM	92	1834	<b>4PK780</b> <b>5PK1090</b> <b>5PK1345</b> <b>CT941</b> <b>CT941K1</b> <b>AP9051</b>	ALT PS, (-AC) PS, (AC) CA CA
1.9 DI	07/00-12/03	D 4192 T4	75	1870	<b>5PK1121 EXTRA</b> <b>6PK1795</b> <b>6PK1795K2</b> <b>CT1025</b> <b>CT1025K1</b> <b>CT1025WP2</b> <b>AP9039</b> <b>AP9052</b>	ALT, (AC) ALT, (AC) ALT, (AC), MTR-NO 39862⇄ CA CA CA
		D 4192 T3	85	1870	<b>5PK1121 EXTRA</b> <b>6PK1795</b> <b>6PK1795K2</b> <b>CT1025</b> <b>CT1025K1</b> <b>CT1025WP2</b> <b>AP9039</b> <b>AP9043</b> <b>AP9052</b>	ALT, (AC) ALT, (AC) ALT, (AC), MTR-NO 39862⇄ CA CA CA
1.9 TD	07/95-08/99	D 4192 T	66	1870	<b>6PK1138</b> <b>6PK1642</b> <b>6PK1642K1</b> <b>CT935</b> <b>CT935K1</b> <b>CT935K2</b> <b>CT966</b> <b>AP9039</b>	ALT, PS ALT, PS, AC ALT, PS, AC CA, MTR-NO 3535⇄, (SEE BELT SPEC), (HTD2) CA, MTR-NO 20 560⇄, (SEE BELT SPEC), (HTD2) CA, MTR-NO 20 560⇄, (SEE BELT SPEC), (HTD2) CA, ⇄MTR-NO 3534







VOLVO						
<b>S40 I (VS)</b>						
2.0	07/95-12/03	B 4204 S, B 4204 S2	100	1948	<b>AP9052</b> <b>6DPK1841</b> <b>6PK1613</b> <b>6PK1623</b> <b>6PK1750</b>  <b>6PK1760</b>  <b>CT759</b> <b>CT759K1</b> <b>CT979</b> <b>CT979K1</b> <b>CT979WP1</b> <b>AP9051</b> <b>VD1102</b>	ALT, MTR-CODE: B4204S2 ALT, PS, ⇨MTR-NO 1440994, MTR-CODE: B4204S ALT, PS, MTR-NO 1440995⇨, MTR-CODE: B4204S ALT, PS, AC, ⇨MTR-NO 1440994, MTR-CODE: B4204S ALT, PS, AC, MTR-NO 1440995⇨, MTR-CODE: B4204S CA, ⇨MTR-NO 1219110 CA, ⇨MTR-NO 1219110 CA, MTR-NO 1219111⇨ CA, MTR-NO 1219111⇨ CA, MTR-NO 1219111⇨ CH-NO CH920000⇨
	07/95-08/99	B 4204 S	103	1948	<b>6PK1613</b> <b>6PK1623</b> <b>6PK1750</b> <b>6PK1760</b> <b>CT759</b> <b>CT759K1</b> <b>CT979</b> <b>CT979K1</b> <b>CT979WP1</b> <b>AP9051</b> <b>VD1102</b>	ALT, PS, ⇨MTR-NO 1440994 ALT, PS, MTR-NO 1440995⇨ ALT, PS, AC, ⇨MTR-NO 1440994 ALT, PS, AC, MTR-NO 1440995⇨ CA, ⇨MTR-NO 1219110 CA, ⇨MTR-NO 1219110 CA, MTR-NO 1219111⇨ CA, MTR-NO 1219111⇨ CA, MTR-NO 1219111⇨ CH-NO CH920000⇨
<b>S40 II (MS)</b>						
1.6	01/05-	B 4164 S3	74	1596	<b>5PK868 ELAST</b> <b>6PK1059 ELAST</b> <b>6PK1059 ELAST T2</b> <b>CT881</b> <b>CT881K2</b> <b>CT881K3</b> <b>CT881K5</b> <b>CT881WP1</b> <b>CT881WP2</b>	AC ALT ALT, (AC) CA CA, ⇨CH-NO 115002 CA, CH-NO 115003⇨, ⇨08/2009 CA, 08/2009⇨ CA, ⇨CH-NO 115002 CA, CH-NO 115003⇨, ⇨08/2009
	1.6 D	01/05-	D 4164 T	81	1560	<b>6PK800</b> <b>6PK800K1</b> <b>6PK976</b> <b>6PK976K1</b> <b>CT1092</b> <b>CT1092K1</b> <b>CT1092WP1</b> <b>AP9029</b>  <b>VD1094</b> <b>MS08</b>
1.6 D2	10/10-	D 4162 T	84	1560	<b>6PK962</b> <b>CT1162</b> <b>CT1162K1</b> <b>CT1162WP1</b>	ALT CA CA CA
1.8, 1.8 FlexFuel	04/04-	B 4184 S8, B 4184 S11	92	1798	<b>5PK705 ELAST</b> <b>5PK705 ELAST T1</b> <b>6PK1249 ELAST</b> <b>6PK1306</b>	AC AC ALT, CH-NO 395829⇨ ALT, ⇨CH-NO 395828
2.0 D	01/04-	D 4204 T	100	1998	<b>6PK1217</b> <b>6PK1217K1</b> <b>CT1091</b> <b>CT1091K1</b> <b>CT1091WP1</b> <b>AP9029</b>	ALT, AC ALT, AC CA CA CA ALT, (Denso), FOR ALT: 120A, ALT-No: 104210-3511,

VOLVO



ContiTech



**VOLVO**

**S40 II (MS)**

						104210-3512, 104210-3513
2.4	01/04-	B 5244 S5	103	2435	5PK847 5PK890 CT979 CT979K2 CT979WP2	AC ALT CA CA CA
		B 5244 S4	125	2435	5PK847 5PK890 CT979 CT979K2 CT979WP2 AP9041	AC ALT CA CA CA CA
T5	01/04-	B 5254 T3	162	2521	5PK847 5PK890 CT979 CT979K2 CT979WP2	AC ALT CA CA CA
T5 AWD	04/04-	B 5254 T3	162	2521	5PK847 5PK890 CT979 CT979K2 CT979WP2	AC ALT CA CA CA

**S60 I**

2.0 T	07/00-04/10	B 5204 T5	132	1984	6DPK1841 CT979 CT979K1 CT979K2 CT979WP1 CT979WP2 AP9041 VD1102	ALT, PS, AC CA CA, ⇨ MTR-NO 3188688 CA, MTR-NO 3188689⇨ CA, ⇨ MTR-NO 3188688 CA, MTR-NO 3188689⇨
2.4 Bifuel	06/02-04/10	B 5244 SG2	103	2435	6DPK1841 CT979 CT979K1 CT979K2 CT979WP1 CT979WP2 VD1102	ALT, PS, AC CA CA, ⇨ MTR-NO 3188688 CA, MTR-NO 3188689⇨ CA, ⇨ MTR-NO 3188688 CA, MTR-NO 3188689⇨ 01/2003⇨
2.4 D	12/01-04/10	D 5244 T2	96	2401	6DPK1825 6DPK1841 CT1010 CT1010K1 CT1010WP1 AP9033 AP9041 MS39	ALT, CH-NO 545225⇨ ALT, ⇨ CH-NO 545224 CA CA CA FOR ART-NO: VD1077
	09/05-04/10	D 5244 T7	93	2400	6DPK1841 CT1010 CT1010K1 CT1010WP1 AP9041 MS39	ALT, PS, AC CA CA CA FOR ART-NO: VD1077
	09/05-01/09	D 5244 T5	120	2400	6DPK1825 6DPK1841 CT1010 CT1010K1 CT1010WP1 AP9041	ALT, CH-NO 545225⇨ ALT, ⇨ CH-NO 545224 CA CA CA
2.4 D5	07/01-04/10	D 5244 T	120	2401	6DPK1841 CT1010 CT1010K1	ALT CA CA





**VOLVO**

**S60 I**

					<b>CT1010WP1</b> <b>AP9033</b> <b>AP9041</b> <b>MS39</b>	CA FOR ART-NO: VD1077
	09/05-04/10	D 5244 T4	136	2401	<b>6DPK1841</b> <b>CT1010</b> <b>CT1010K1</b> <b>CT1010WP1</b> <b>AP9041</b> <b>MS39</b>	ALT CA CA CA FOR ART-NO: VD1077
2.4, 2.4 T	11/00-04/10	B 5244 S2, B 5244 S, B 5244 T3	103-147	2435	<b>6DPK1841</b> <b>CT979</b> <b>CT979K1</b> <b>CT979K2</b> <b>CT979WP1</b> <b>CT979WP2</b> <b>AP9041</b> <b>VD1102</b>	ALT, PS, AC CA CA, ⇨ MTR-NO 3188688 CA, MTR-NO 3188689⇨ CA, ⇨ MTR-NO 3188688 CA, MTR-NO 3188689⇨ 01/2003⇨
2.5 T	02/04-04/10	B 5254 T2	154	2521	<b>6DPK1841</b> <b>CT979</b> <b>CT979K1</b> <b>CT979K2</b> <b>CT979WP1</b> <b>CT979WP2</b> <b>AP9033</b> <b>AP9041</b> <b>VD1102</b>	ALT, PS, AC CA CA, ⇨ MTR-NO 3188688 CA, MTR-NO 3188689⇨ CA, ⇨ MTR-NO 3188688 CA, MTR-NO 3188689⇨

**S60 II**

D3	04/10-04/12	D 5204 T2, D 5204 T3	120	1984	<b>3PK628 ELAST</b> <b>3PK628 ELAST</b> <b>5PK1121 EXTRA</b> <b>5PK628 ELAST</b> <b>CT1010</b> <b>CT1010K1</b> <b>CT1010WP1</b> <b>MS39</b>	AC, MTR-CODE: D5204T3 AC, MTR-CODE: D5204T2, CH-NO 194⇨ ALT AC, MTR-CODE: D5204T2, ⇨CH-NO 193 CA CA CA
	05/12-	D 5204 T7	100	1984	<b>3PK628 ELAST</b> <b>5PK1121 EXTRA</b> <b>CT1010</b> <b>CT1010K1</b> <b>CT1010WP1</b> <b>MS39</b>	AC ALT CA CA CA
D4	05/12-	D 5204 T3	120	1984	<b>3PK628 ELAST</b> <b>3PK628 ELAST</b> <b>5PK1121 EXTRA</b> <b>5PK628 ELAST</b> <b>CT1010</b> <b>CT1010K1</b> <b>CT1010WP1</b> <b>MS39</b>	AC, MTR-CODE: D5204T2, CH-NO 194⇨ AC, MTR-CODE: D5204T3 ALT AC, MTR-CODE: D5204T2, ⇨CH-NO 193 CA CA CA
D5	04/14-	D 5244 T23	169	2400	<b>3PK628 ELAST</b> <b>5PK1121 EXTRA</b> <b>CT1010</b> <b>CT1010K1</b> <b>CT1010WP1</b> <b>MS39</b>	AC ALT CA CA CA
D5 AWD	04/14-	D 5244 T23	169	2400	<b>3PK628 ELAST</b> <b>5PK1121 EXTRA</b> <b>CT1010</b> <b>CT1010K1</b> <b>CT1010WP1</b>	AC ALT CA CA CA





ContiTech



**VOLVO**

**S60 II**

DRIVE / D2	01/11-	D 4162 T	84	1560	MS39 6PK962 ALT CT1162 CA CT1162K1 CA CT1162WP1 CA
------------	--------	----------	----	------	--

**S70 (LS)**

2.4 T5 AWD	11/96-04/99	B 5254 T	142	2435	6PK1256 ALT, (-AC), (AUTOM) 6PK1270 ALT, (-AC), (MANL) 6PK1750 ALT, (-AC) CT759 CA, ⇨MTR-NO 1266127 CT759K1 CA, ⇨MTR-NO 1266127 CT979 CA, MTR-NO 1266128⇨ CT979K1 CA, MTR-NO 1266128⇨, ⇨MTR-NO 3192745 CT979K2 CA, MTR-NO 3192746⇨ CT979WP1 CA, MTR-NO 1266128⇨, ⇨MTR-NO 3192745 CT979WP2 CA, MTR-NO 3192746⇨ AP9041
2.4 Turbo	01/97-11/00	B 5254 T, B 5244 T	142	2435	6DPK1825 ALT, (-AC), (1999) 6DPK1841 ALT, (-AC), (1999) 6DPK1853 ALT, (-AC), (2000-) 6PK1256 ALT, (-AC), (AUTOM), (1997,1998) 6PK1270 ALT, (-AC), (MANL), (1997,1998) 6PK1743 ALT, (-AC), (1997,1998) CT759 CA, ⇨MTR-NO 1266127 CT759K1 CA, ⇨MTR-NO 1266127 CT979 CA, MTR-NO 1266128⇨ CT979K1 CA, MTR-NO 1266128⇨, ⇨MTR-NO 3192745 CT979K2 CA, MTR-NO 3192746⇨ CT979WP1 CA, MTR-NO 1266128⇨, ⇨MTR-NO 3192745 CT979WP2 CA, MTR-NO 3192746⇨ AP9041
2.5 TDI	01/97-11/00	D 5252 T	103	2461	6PK1432 ALT, (-AC) 6PK1685 ALT, (-AC) CT914 INJP CT914K1 INJP CT939 CA CT939K3 CA CT939WP6 CA AP9033 VD1002 MS09 FOR ART-NO: VD1002 MS42 FOR ART-NO: VD1002

**S80 I (TS, XY)**

2.0 T	12/99-07/06	B 5204 T5	132	1984	6DPK1825 ALT, ⇨CH-NO 44276 6DPK1841 ALT, CH-NO 44277⇨ CT979 CA CT979K1 CA, ⇨MTR-NO 3188688 CT979K2 CA, MTR-NO 3188689⇨ CT979WP1 CA, ⇨MTR-NO 3188688 CT979WP2 CA, MTR-NO 3188689⇨ AP9041 VD1102 01/2003⇨
2.0, 2.0 T	06/98-07/06	B 5204 T4, B 5204 T3	120-166	1984	6DPK1825 ALT, PS, ⇨03/1999 6DPK1841 ALT, PS, AC, ⇨07/1999 6DPK1841 ALT, PS, 03/1999⇨ 6DPK1853 ALT, PS, AC, 07/1999⇨ 6DPK1853 ALT, PS, 07/1999⇨ CT979 CA CT979K1 CA, ⇨MTR-NO 3188688 CT979K2 CA, MTR-NO 3188689⇨ CT979WP1 CA, ⇨MTR-NO 3188688





**VOLVO**

**S80 I (TS, XY)**



					<b>CT979WP2</b> <b>AP9041</b> <b>VD1102</b>	CA, MTR-NO 3188689⇒ 01/2003⇒
2.4	01/99-07/06	B 5244 S, B 5244 S2	103-125	2435	<b>6DPK1825</b> <b>6DPK1841</b> <b>6DPK1841</b> <b>6DPK1853</b> <b>6DPK1853</b> <b>CT979</b> <b>CT979K1</b> <b>CT979K2</b> <b>CT979WP1</b> <b>CT979WP2</b> <b>AP9041</b> <b>VD1102</b>	ALT, PS, ⇒03/1999 ALT, PS, 03/1999⇒ ALT, PS, AC, ⇒07/1999 ALT, PS, AC, 07/1999⇒ ALT, PS, 07/1999⇒ CA CA, ⇒MTR-NO 3188688 CA, MTR-NO 3188689⇒ CA, ⇒MTR-NO 3188688 CA, MTR-NO 3188689⇒
2.4 D5	08/01-07/06	D 5244 T	120	2401	<b>6DPK1841</b> <b>CT1010</b> <b>CT1010K1</b> <b>CT1010WP1</b> <b>AP9033</b> <b>AP9041</b> <b>MS39</b>	ALT CA CA CA FOR ART-NO: VD1077
2.5 TDI	01/99-07/06	D 5252 T	103	2461	<b>6PK1432</b> <b>6PK1685</b> <b>6PK1795</b> <b>CT914</b> <b>CT914K1</b> <b>CT939</b> <b>CT939K3</b> <b>CT939WP6</b> <b>AP9033</b> <b>AP9041</b> <b>VD1002</b> <b>MS09</b> <b>MS42</b>	ALT, (AC) ALT, (AC), ⇒CH-NO 116809 ALT, (AC), CH-NO 116810⇒ INJP INJP CA CA CA FOR ART-NO: VD1002 FOR ART-NO: VD1002
2.8 T6	05/98-07/06	B 6284 T	200	2783	<b>6DPK1841</b> <b>6DPK1841</b> <b>6DPK1853</b> <b>6DPK1853</b> <b>CT902</b> <b>CT982</b> <b>CT982K1</b> <b>AP9041</b>	ALT, PS, ⇒06/1999 ALT, PS, AC, ⇒06/1999 ALT, PS, AC, 07/1999⇒ ALT, PS, 07/1999⇒ CA, ⇒12/1999 CA, 01/2000⇒ CA, 01/2000⇒, ⇒12/2002
<b>S80 II (AS)</b> 2.5 T	09/12-	B 5254 T14	183	2497	<b>3PK628 ELAST</b> <b>5PK1094</b> <b>CT979</b> <b>CT979K2</b> <b>CT979WP2</b>	AC ALT CA CA CA
	01/12-	B 5254 T12	187	2497	<b>3PK628 ELAST</b> <b>5PK1094</b> <b>CT979</b> <b>CT979K2</b> <b>CT979WP2</b>	PS ALT CA CA CA
	03/06-	B 5254 T6	147	2521	<b>3PK628 ELAST</b> <b>5PK1094</b> <b>5PK628 ELAST</b> <b>CT979</b> <b>CT979K2</b> <b>CT979WP2</b>	AC, CH-NO 143571⇒ ALT AC, ⇒CH-NO 143570 CA, MTR-CODE: B5254T6 CA, MTR-CODE: B5254T6 CA
D5	03/06-	D 5244 T4	136	2400	<b>3PK628 ELAST</b>	AC, CH-NO 134101⇒





ContiTech



**VOLVO**

<b>S80 II (AS)</b>					<b>5PK1121 EXTRA</b> <b>5PK628 ELAST</b> <b>CT1010</b> <b>CT1010K1</b> <b>CT1010WP1</b> <b>MS39</b>	ALT AC, ⇨ CH-NO 134100 CA, 08/2006⇨ CA CA
--------------------	--	--	--	--	--	---

<b>V40</b>	D2	03/12-	D 4162 T	84	1560	<b>6PK962</b> <b>CT1162</b> <b>CT1162K1</b> <b>CT1162WP1</b>	ALT CA CA CA
	D3	03/12-03/15	D 5204 T6	110	1984	<b>5PK860</b> <b>5PK890</b> <b>CT1010</b> <b>CT1010K1</b> <b>CT1010WP1</b> <b>MS39</b>	AC ALT CA CA CA
	D4	03/12-	D 5204 T4	130	1984	<b>5PK860</b> <b>5PK890</b> <b>CT1010</b> <b>CT1010K1</b> <b>CT1010WP1</b> <b>MS39</b>	AC ALT CA CA CA
	T2 GTDi	03/13-	B 4164 T4	88	1596	<b>6PK1555</b> <b>CT881</b> <b>CT881K6</b>	ALT CA CA
	T3 GTDi	03/12-	B 4164 T3	110	1596	<b>6PK1555</b> <b>CT881</b> <b>CT881K6</b>	ALT CA CA
	T4	07/13-	B 5204 T8	132	1984	<b>5PK860</b> <b>5PK890</b> <b>CT979</b> <b>CT979K2</b> <b>CT979WP2</b>	AC ALT CA CA CA
	T4 AWD	07/13-	B 5204 T8	132	1984	<b>5PK860</b> <b>5PK890</b> <b>CT979</b> <b>CT979K2</b> <b>CT979WP2</b>	AC ALT CA CA CA
	T4 GTDi	03/12-	B 4164 T	132	1596	<b>6PK1555</b> <b>CT881</b> <b>CT881K6</b>	ALT CA CA
	T5	12/12-	B 5204 T9, B 5254 T12	157- 187	1984- 2497	<b>5PK860</b> <b>5PK890</b> <b>CT979</b> <b>CT979K2</b> <b>CT979WP2</b>	AC ALT CA CA CA
	T5 AWD	01/13-	B 5204 T9, B 5254 T12	157- 187	1984- 2497	<b>5PK860</b> <b>5PK890</b> <b>CT979</b> <b>CT979K2</b> <b>CT979WP2</b>	AC ALT CA CA CA

<b>V40 (VW)</b> 1.6	03/99-06/04	B 4164 S2	80	1587	<b>6DPK1841</b> <b>CT979</b> <b>CT979K1</b> <b>CT979WP1</b> <b>AP9051</b>	ALT, AC, PS CA CA CA
	12/95-08/99	B 4164 S	77	1588	<b>6PK1613</b> <b>6PK1623</b> <b>6PK1750</b>	ALT, PS, ⇨ MTR-NO 1440994 ALT, PS, MTR-NO 1440995⇨ ALT, PS, AC, ⇨ MTR-NO 1440994





ContiTech



**VOLVO**

V40 (VW)



VOLVO

					<b>6PK1760</b> <b>CT759</b> <b>CT759K1</b> <b>CT979</b> <b>CT979K1</b> <b>CT979WP1</b> <b>AP9051</b>	ALT, PS, AC, MTR-NO 1440995⇔ CA, ⇔MTR-NO 1266195 CA, ⇔MTR-NO 1266195 CA, MTR-NO 1266196⇔ CA, MTR-NO 1266196⇔ CA, MTR-NO 1266196⇔
1.8	03/99-06/04	B 4184 S2, B 4184 S9	90	1783	<b>6DPK1841</b> <b>CT979</b> <b>CT979K1</b> <b>CT979WP1</b> <b>AP9051</b> <b>VD1102</b>	ALT CA CA CA CH-NO CH920000⇔
	07/95-08/99	B 4184 S, B 4184 S3	85	1731	<b>6PK1613</b> <b>6PK1623</b> <b>6PK1750</b> <b>6PK1760</b> <b>CT759</b> <b>CT759K1</b> <b>CT979</b> <b>CT979K1</b> <b>CT979WP1</b> <b>AP9051</b> <b>VD1102</b>	ALT, PS, ⇔MTR-NO 1440994 ALT, PS, MTR-NO 1440995⇔ ALT, PS, AC, ⇔MTR-NO 1440994 ALT, PS, AC, MTR-NO 1440995⇔ CA, ⇔MTR-NO 1266195 CA, ⇔MTR-NO 1266195 CA, MTR-NO 1266196⇔ CA, MTR-NO 1266196⇔ CA, MTR-NO 1266196⇔
1.8 i	03/98-06/04	B 4184 SM	92	1834	<b>4PK780</b> <b>5PK1090</b> <b>5PK1345</b> <b>CT941</b> <b>CT941K1</b> <b>AP9051</b>	ALT PS, (AC) PS, (AC) CA CA
1.9 DI	03/99-07/00	D 4192 T2	70	1870	<b>6PK1138</b> <b>6PK1642</b> <b>6PK1642K1</b> <b>CT940</b> <b>CT940K1</b> <b>CT940K2</b> <b>AP9039</b> <b>AP9052</b>	ALT, (AC) ALT, (AC) ALT, (AC) CA CA CA
	07/00-06/04	D 4192 T4	75	1870	<b>5PK1121 EXTRA</b> <b>6PK1795</b> <b>6PK1795K2</b> <b>CT1025</b> <b>CT1025K1</b> <b>CT1025WP2</b> <b>AP9039</b> <b>AP9052</b>	ALT, WP, PS ALT, WP, PS, AC ALT, WP, PS, AC, MTR-NO 39862⇔ CA CA, MTR-CODE: D4192T4 CA, MTR-CODE: D4192T4
		D 4192 T3	85	1870	<b>5PK1121 EXTRA</b> <b>6PK1795</b> <b>6PK1795K2</b> <b>CT1025</b> <b>CT1025K1</b> <b>CT1025WP2</b> <b>AP9039</b> <b>AP9052</b>	ALT, WP, PS ALT, WP, PS, AC ALT, WP, PS, AC, MTR-NO 39862⇔ CA CA, MTR-CODE: D4192T3 CA, MTR-CODE: D4192T3
1.9 T4	05/97-07/00	B 4194 T	147	1855	<b>6PK1613</b> <b>6PK1623</b> <b>6PK1750</b> <b>6PK1760</b> <b>CT759</b> <b>CT759K1</b> <b>CT979</b>	ALT, PS, ⇔MTR-NO 1440994 ALT, PS, MTR-NO 1440995⇔ ALT, PS, AC, ⇔MTR-NO 1440994 ALT, PS, AC, MTR-NO 1440995⇔ CA, ⇔MTR-NO 1219753 CA, ⇔MTR-NO 1219753 CA, MTR-NO 1219754⇔





ContiTech



**VOLVO**

V40 (VW)



1.9 TD	07/95-08/99	D 4192 T	66	1870	<b>CT979K1</b> <b>CT979WP1</b> <b>AP9051</b> <b>VD1102</b>	CA, MTR-NO 1219754⇨ CA, MTR-NO 1219754⇨ CH-NO CH920000⇨
2.0	07/95-06/04	B 4204 S, B 4204 S2	100	1948	<b>6PK1138</b> <b>6PK1642</b> <b>6PK1642K1</b> <b>CT935</b> <b>CT935K1</b> <b>CT935K2</b> <b>CT966</b> <b>AP9039</b> <b>AP9052</b>	ALT, PS ALT, PS, AC ALT, PS, AC CA, MTR-NO 3535⇨, (SEE BELT SPEC), (HTD2) CA, MTR-NO 20 560⇨, (SEE BELT SPEC), (HTD2) CA, MTR-NO 20 560⇨, (SEE BELT SPEC), (HTD2) CA, ⇨MTR-NO 3534
	07/95-08/99	B 4204 S	103	1948	<b>6DPK1841</b> <b>6PK1613</b> <b>6PK1623</b> <b>6PK1750</b> <b>6PK1760</b> <b>CT759</b> <b>CT759K1</b> <b>CT979</b> <b>CT979K1</b> <b>CT979WP1</b> <b>AP9051</b> <b>VD1102</b>	ALT, MTR-CODE: B4204S2 ALT, PS, ⇨MTR-NO 1440994, MTR-CODE: B4204S ALT, PS, MTR-NO 1440995⇨, MTR-CODE: B4204S ALT, PS, AC, ⇨MTR-NO 1440994, MTR-CODE: B4204S ALT, PS, AC, MTR-NO 1440995⇨, MTR-CODE: B4204S CA, ⇨MTR-NO 1266195 CA, ⇨MTR-NO 1266195 CA, MTR-NO 1266196⇨ CA, MTR-NO 1266196⇨ CA, MTR-NO 1266196⇨ CA, MTR-NO 1266196⇨ CH-NO CH920000⇨
2.0 T	10/97-07/00	B 4204 T	118	1948	<b>6PK1613</b> <b>6PK1623</b> <b>6PK1750</b> <b>6PK1760</b> <b>CT759</b> <b>CT759K1</b> <b>CT979</b> <b>CT979K1</b> <b>CT979WP1</b> <b>AP9051</b> <b>VD1102</b>	ALT, PS, ⇨MTR-NO 1440994 ALT, PS, MTR-NO 1440995⇨ ALT, PS, AC, ⇨MTR-NO 1440994 ALT, PS, AC, MTR-NO 1440995⇨ CA, ⇨MTR-NO 1219753 CA, ⇨MTR-NO 1219753 CA, MTR-NO 1219754⇨ CA, MTR-NO 1219754⇨ CA, MTR-NO 1219754⇨ CA, MTR-NO 1219754⇨ CH-NO CH920000⇨
	06/01-06/04	B 4204 T3	120	1948	<b>6DPK1841</b> <b>CT979</b> <b>CT979K1</b> <b>CT979WP1</b> <b>AP9051</b> <b>VD1102</b>	ALT CA CA CA CH-NO CH920000⇨
<b>V50 (MW)</b> 1.6 D	01/05-	D 4164 T	81	1560	<b>6PK800</b> <b>6PK800K1</b> <b>6PK976</b> <b>6PK976K1</b>	ALT, (AC) ALT, (AC), ⇨CH-NO 503827 ALT, (AC) ALT, (AC)







ContiTech



**VOLVO**

V50 (MW)

					<b>CT1092</b> <b>CT1092K1</b> <b>CT1092WP1</b> <b>AP9029</b>  <b>VD1094</b> <b>MS08</b>	CA CA CA ALT, (Denso), FOR ALT: 120A, ALT-No: 104210-3511, 104210-3512, 104210-3513 FOR ART-NO: VD1094
1.6 D2	01/10-	D 4162 T	84	1560	<b>6PK962</b> <b>CT1162</b> <b>CT1162K1</b> <b>CT1162WP1</b>	ALT CA CA CA
1.8, 1.8 FlexFuel	04/04-	B 4184 S8, B 4184 S11	92	1798	<b>5PK705 ELAST</b> <b>5PK705 ELAST T1</b> <b>6PK1249 ELAST</b> <b>6PK1306</b>	AC AC ALT, CH-NO 415545⇄ ALT, ⇄CH-NO 415544
2.0	10/06-	B 4204 S3	107	1999	<b>5PK705 ELAST</b> <b>5PK705 ELAST T1</b> <b>6PK1249 ELAST</b> <b>6PK1306</b>	AC AC ALT, CH-NO 415545⇄ ALT, ⇄CH-NO 415544
2.0 D	04/04-	D 4204 T	100	1998	<b>6PK1217</b> <b>6PK1217K1</b> <b>CT1091</b> <b>CT1091K1</b> <b>CT1091WP1</b> <b>AP9029</b>	ALT, AC ALT, AC CA CA CA ALT, (Denso), FOR ALT: 120A, ALT-No: 104210-3511, 104210-3512, 104210-3513
2.4	04/04-	B 5244 S4, B 5244 S5	103-125	2435	<b>5PK847</b> <b>5PK890</b> <b>CT979</b> <b>CT979K2</b> <b>CT979WP2</b>	AC ALT CA CA CA
2.4 D5	03/06-	D 5244 T8, D 5244 T13	132	2400	<b>5PK847</b> <b>5PK890</b> <b>CT1010</b> <b>CT1010K1</b> <b>CT1010WP1</b> <b>MS39</b>	AC ALT CA CA CA
D3	10/10-	D 5204 T5	110	1984	<b>5PK847</b> <b>5PK890</b> <b>CT1010</b> <b>CT1010K1</b> <b>CT1010WP1</b> <b>MS39</b>	AC ALT CA CA CA
<b>V60</b>						
1.6 DRIVE	06/11-	D 4162 T	84	1560	<b>6PK962</b> <b>CT1162</b> <b>CT1162K1</b> <b>CT1162WP1</b>	ALT CA CA CA
2.4 Hybrid D6 AWD	06/12-	D 5244 T15, D82PHEV	158	2400	<b>5PK1121 EXTRA</b> <b>CT1010</b> <b>CT1010K1</b> <b>CT1010WP1</b> <b>MS39</b>	ALT CA CA CA
D3	12/12-	D 5204 T7	100	1984	<b>3PK628 ELAST</b> <b>5PK1121 EXTRA</b> <b>CT1010</b> <b>CT1010K1</b> <b>CT1010WP1</b>	AC ALT CA CA CA
D3 / D4	09/10-	D 5204 T2, D 5204 T3	120	1984	<b>3PK628 ELAST</b> <b>3PK628 ELAST</b> <b>5PK1121 EXTRA</b>	MTR-CODE: D5204T3, AC MTR-CODE: D5204T2, CH-NO 1147⇄, AC ALT



ContiTech



**VOLVO**

V60  
↕

					5PK628 ELAST CT1010 CT1010K1 CT1010WP1 MS39	MTR-CODE: D5204T2, ⇨CH-NO 1146, AC CA CA CA
D4 AWD	12/12-	D 5244 T17, D 5244 T12	120-133	2400	3PK628 ELAST 5PK1121 EXTRA CT1010 CT1010K1 CT1010WP1	AC ALT CA CA CA
D5	04/14-	D 5244 T23	169	2400	3PK628 ELAST 5PK1121 EXTRA CT1010 CT1010K1 CT1010WP1	AC ALT CA CA CA
D5 AWD	04/14-	D 5244 T15, D 5244 T23	169	2400	3PK628 ELAST 5PK1121 EXTRA CT1010 CT1010K1 CT1010WP1	AC ALT CA CA CA
T3	09/10-	B 4164 T3	110	1596	6PK1555 CT881 CT881K6	ALT CA CA

<b>V70 I (LV)</b> 2.0	01/97-03/00	B 5202 S	93	1984	6DPK1825 6DPK1841 6DPK1841 6DPK1853 6DPK1853 6PK1256 6PK1270 6PK1733 6PK1743 CT855 CT855K1 CT981 CT981K1	ALT, PS, 07/1998⇨, ⇨03/1999 ALT, PS, 03/1999⇨ ALT, PS, AC, 07/1998⇨, ⇨07/1999 ALT, PS, 07/1999⇨ ALT, PS, AC, 07/1999⇨ ALT, PS, (AUTOM), ⇨06/1998 ALT, PS, (MANL), ⇨06/1998 ALT, PS, AC, 01/1998⇨, ⇨06/1998 ALT, PS, AC, ⇨12/1997 CA, ⇨MTR-NO 1266127 CA, ⇨MTR-NO 1266127 CA, MTR-NO 1266128⇨ CA, MTR-NO 1266128⇨
2.4	01/97-05/00	B 5254 S, B 5244 S	125	2435	6DPK1825 6DPK1841 6DPK1841 6DPK1853 6DPK1853 6PK1256 6PK1270 6PK1733 6PK1743 CT979 CT979K1 CT979K2 CT979WP1 CT979WP2	ALT, PS, 07/1998⇨, ⇨03/1999 ALT, PS, 03/1999⇨ ALT, PS, AC, 07/1998⇨, ⇨07/1999 ALT, PS, 07/1999⇨ ALT, PS, AC, 07/1999⇨ ALT, PS, (AUTOM), ⇨06/1998 ALT, PS, (MANL), ⇨06/1998 ALT, PS, AC, 01/1998⇨, ⇨06/1998 ALT, PS, AC, ⇨12/1997 CA CA, ⇨MTR-NO 3192745 CA, MTR-NO 3192746⇨ CA, ⇨MTR-NO 3192745 CA, MTR-NO 3192746⇨
2.4 Turbo	01/97-03/00	B 5254 T, B 5244 T	142	2435	6DPK1825 6DPK1841 6DPK1841 6DPK1853 6DPK1853 6PK1256 6PK1270 6PK1733 6PK1743 CT759	ALT, PS, 07/1998⇨, ⇨03/1999 ALT, PS, AC, 07/1998⇨, ⇨07/1999 ALT, PS, 03/1999⇨ ALT, PS, 07/1999⇨ ALT, PS, AC, 07/1999⇨ ALT, PS, (AUTOM), ⇨06/1998 ALT, PS, (MANL), ⇨06/1998 ALT, PS, AC, 01/1998⇨, ⇨06/1998 ALT, PS, AC, ⇨12/1997 CA, ⇨MTR-NO 1266127





ContiTech



**VOLVO**

V70 I (LV)



VOLVO

					<b>CT759K1</b> <b>CT979</b> <b>CT979K1</b> <b>CT979K2</b> <b>CT979WP1</b> <b>CT979WP2</b> <b>AP9041</b>	CA, ⇨MTR-NO 1266127 CA, MTR-NO 1266128⇨ CA, MTR-NO 1266128⇨, ⇨MTR-NO 3192745 CA, MTR-NO 3192746⇨ CA, MTR-NO 1266128⇨, ⇨MTR-NO 3192745 CA, MTR-NO 3192746⇨
2.4, 2.4 Bifuel	08/99-05/00	B 5244 S2, B 5244 SG2, B 5244 SG	103	2435	<b>6DPK1825</b> <b>6DPK1841</b> <b>6DPK1841</b> <b>6DPK1853</b> <b>CT979</b> <b>CT979K1</b> <b>CT979K2</b> <b>CT979WP1</b> <b>CT979WP2</b> <b>AP9041</b>	ALT, (AC), (⇨1999) ALT, (AC), (⇨2000) ALT, (AC), (⇨1999) ALT, (AC), (⇨2000) CA CA, ⇨MTR-NO 3192745 CA, MTR-NO 3192746⇨ CA, ⇨MTR-NO 3192745 CA, MTR-NO 3192746⇨
2.5	06/98-03/00	B 5254 S	121	2435	<b>6DPK1825</b> <b>6DPK1841</b> <b>6PK1256</b> <b>6PK1270</b> <b>6PK1743</b> <b>CT979</b> <b>CT979K1</b> <b>CT979K2</b> <b>CT979WP1</b> <b>CT979WP2</b>	ALT, PS, (-AC), 08/1998⇨ ALT, PS, AC, 08/1998⇨ ALT, PS, (-AC), (AUTOM), ⇨07/1998 PS, (-AC), (MANL), ⇨07/1998 ALT, PS, AC, ⇨07/1998 CA CA, ⇨MTR-NO 3192745 CA, MTR-NO 3192746⇨ CA, ⇨MTR-NO 3192745 CA, MTR-NO 3192746⇨
	01/97-03/00	B 5252 FS	106	2435	<b>6DPK1825</b> <b>6DPK1841</b> <b>6DPK1841</b> <b>6DPK1853</b> <b>6DPK1853</b> <b>6PK1256</b> <b>6PK1270</b> <b>6PK1733</b> <b>6PK1743</b> <b>CT855</b> <b>CT855K1</b> <b>CT981</b> <b>CT981K1</b>	ALT, PS, 07/1998⇨, ⇨03/1999 ALT, PS, AC, 07/1998⇨, ⇨07/1999 ALT, PS, 03/1999⇨ ALT, PS, 07/1999⇨ ALT, PS, AC, 07/1999⇨ ALT, PS, (AUTOM), ⇨06/1998 ALT, PS, (MANL), ⇨06/1998 ALT, PS, AC, 01/1998⇨, ⇨06/1998 ALT, PS, AC, ⇨12/1997 CA, ⇨MTR-NO 1266127 CA, ⇨MTR-NO 1266127 CA, MTR-NO 1266128⇨ CA, MTR-NO 1266128⇨
2.5 TDI	01/97-05/00	D 5252 T	103	2461	<b>6PK1432</b> <b>6PK1685</b> <b>CT914</b> <b>CT914K1</b> <b>CT939</b> <b>CT939K3</b> <b>CT939WP6</b> <b>VD1002</b> <b>MS09</b> <b>MS42</b>	ALT, (AC) ALT, (AC) INJP INJP CA CA CA FOR ART-NO: VD1002 FOR ART-NO: VD1002
2.5 Turbo AWD	01/97-05/00	B 5254 T, B 5244 T	142	2435	<b>6DPK1825</b> <b>6DPK1841</b> <b>6DPK1841</b> <b>6DPK1853</b> <b>6DPK1853</b> <b>6PK1256</b> <b>6PK1270</b> <b>6PK1733</b> <b>6PK1743</b> <b>CT759</b> <b>CT759K1</b>	ALT, PS, 07/1998⇨, ⇨03/1999 ALT, PS, AC, 07/1998⇨, ⇨07/1999 ALT, PS, 03/1999⇨ ALT, PS, AC, 07/1999⇨ ALT, PS, 07/1999⇨ ALT, PS, (AUTOM), ⇨06/1998 ALT, PS, (MANL), ⇨06/1998 ALT, PS, AC, 01/1998⇨, ⇨06/1998 ALT, PS, AC, ⇨12/1997 CA, ⇨MTR-NO 1266127 CA, ⇨MTR-NO 1266127





ContiTech



**VOLVO**

V70 I (LV)



- CT979** CA, MTR-NO 1266128⇒
- CT979K1** CA, MTR-NO 1266128⇒, ⇒MTR-NO 3192745
- CT979K2** CA, MTR-NO 3192746⇒
- CT979WP1** CA, MTR-NO 1266128⇒, ⇒MTR-NO 3192745
- CT979WP2** CA, MTR-NO 3192746⇒
- AP9041**

V70 II (SW)

2.0 T

07/01-08/07 B 5204 T5 132 1984

- 6DPK1841** ALT
- CT979** CA, MTR-CODE: B 5204 T5
- CT979K1** CA, ⇒MTR-NO 3188688
- CT979K2** CA, MTR-NO 3188689⇒
- CT979WP1** CA, ⇒MTR-NO 3188688
- CT979WP2** CA, MTR-NO 3188689⇒
- AP9041**
- VD1102** 01/2003⇒

2.3 T5

03/00-08/04 B 5234 T3 184 2319

- 6DPK1841** ALT, (AC)
- 6DPK1853** ALT, (AC)
- CT759** CA, ⇒MTR-NO 1266127
- CT759K1** CA, ⇒MTR-NO 1266127
- CT979** CA, MTR-NO 1266128⇒
- CT979K1** CA, MTR-NO 1266128⇒, ⇒MTR-NO 3188688
- CT979K2** CA, MTR-NO 3188689⇒
- CT979WP1** CA, MTR-NO 1266128⇒, ⇒MTR-NO 3188688
- CT979WP2** CA, MTR-NO 3188689⇒
- AP9041**
- VD1102** 01/2003⇒

2.4

03/00-08/07 B 5244 S, B 5244 S2 103-125 2435

- 6DPK1825** ALT, (AC), (1999)
- 6DPK1841** ALT, (AC), (1999)
- 6DPK1853** ALT, (2000)
- CT979** CA, MTR-CODE: B5244S
- CT979K1** CA, MTR-CODE: B5244S, ⇒MTR-NO 3188688
- CT979K2** CA, MTR-CODE: B5244S, MTR-NO 3188689⇒
- CT979WP1** CA, MTR-CODE: B5244S, ⇒MTR-NO 3188688
- CT979WP2** CA, MTR-CODE: B5244S, MTR-NO 3188689⇒
- AP9041**
- VD1102** 01/2003⇒

2.4 Bifuel

09/01-08/07 B 5244 SG2 103 2435

- 6DPK1825** ALT, CH-NO 582964⇒
- 6DPK1841** ALT, ⇒CH-NO 582963
- CT979** CA, MTR-CODE: B5244SG
- CT979K1** CA, MTR-CODE: B5244SG, ⇒MTR-NO 3188688
- CT979K2** CA, MTR-NO 3188689⇒
- CT979WP1** CA, ⇒MTR-NO 3188688
- CT979WP2** CA, MTR-NO 3188689⇒
- VD1102** 01/2003⇒

2.4 D, 2.4 D5, 2.4 D5 AWD

08/01-08/07 D 5244 T, D 5244 T2, D 5244 T4, D 5244 T5 96-136 2401

- 5PK1121 EXTRA** ALT, 08/2007⇒
- 6DPK1841** ALT, ⇒07/2007
- CT1010** CA
- CT1010K1** CA
- CT1010WP1** CA
- AP9033**
- AP9041**
- MS39** FOR ART-NO: VD1077

2.4 T, 2.4 T AWD

03/00-08/03 B 5244 T3 147 2435

- 6DPK1841** ALT
- CT979** CA, MTR-CODE: B5244SG
- CT979K1** CA, ⇒MTR-NO 3188688
- CT979K2** CA, MTR-NO 3188689⇒
- CT979WP1** CA, ⇒MTR-NO 3188688
- CT979WP2** CA, MTR-NO 3188689⇒
- AP9041**
- VD1102** 01/2003⇒





VOLVO						
<b>V70 II (SW)</b>						
↔ 2.5 T, 2.5 T AWD	09/02-08/07	B 5254 T2	154	2521	<b>6DPK1841</b> <b>CT979</b> <b>CT979K1</b> <b>CT979K2</b> <b>CT979WP1</b> <b>CT979WP2</b> <b>AP9033</b> <b>AP9041</b> <b>VD1102</b>	ALT CA CA, ⇨MTR-NO 3188688 CA, MTR-NO 3188689⇨ CA, ⇨MTR-NO 3188688 CA, MTR-NO 3188689⇨  01/2003⇨
2.5 TDI	03/00-08/07	D 5252 T	103	2461	<b>6PK1555</b> <b>6PK1795</b> <b>CT914</b> <b>CT914K1</b> <b>CT939</b> <b>CT939K3</b> <b>CT939WP6</b> <b>AP9033</b> <b>AP9041</b> <b>VD1002</b> <b>MS42</b>	ALT, (-AC) ALT, (-AC) INJP INJP CA CA CA FOR ART-NO: VD1002
<b>V70 III (BW)</b>						
1.6 D	01/10-	D 4164 T	80	1560	<b>6PK800</b> <b>6PK800K1</b> <b>6PK976</b> <b>CT1092</b> <b>CT1092K1</b> <b>CT1092WP1</b> <b>AP9013</b> <b>VD1094</b>	ALT, (-AC) ALT, (-AC), ⇨CH-NO 503827 ALT, (-AC) CA CA CA
1.6 DRIVE / D2	06/11-	D 4162 T	84	1560	<b>6PK962</b> <b>CT1162</b> <b>CT1162K1</b> <b>CT1162WP1</b>	ALT CA CA CA
2.0 D	10/07-	D 4204 T	100	1997	<b>6PK1845</b> <b>CT1091</b> <b>CT1091K1</b> <b>CT1091WP1</b> <b>AP9023</b> <b>AP9029</b>	ALT CA, 02/2008⇨ CA, 02/2008⇨ CA, 02/2008⇨ ALT, (Denso), FOR ALT: 120A, ALT-No: 104210-3511, 104210-3512, 104210-3513
2.0, 2.0 FlexiFuel	10/07-	B 4204 S3, B 4204 S4	107	1999	<b>6PK2215</b>	ALT
2.4 D	08/07-	D 5244 T5	120	2400	<b>3PK628 ELAST</b> <b>5PK1121 EXTRA</b> <b>5PK628 ELAST</b> <b>CT1010</b> <b>CT1010K1</b> <b>CT1010WP1</b> <b>AP9041</b> <b>MS39</b>	AC, CH-NO 167101⇨ ALT AC, ⇨CH-NO 167100 CA CA CA CA
	10/09-	D 5244 T14	129	2400	<b>3PK628 ELAST</b> <b>5PK1121 EXTRA</b> <b>5PK628 ELAST</b> <b>CT1010</b> <b>CT1010K1</b> <b>CT1010WP1</b> <b>MS39</b>	CH-NO 167101⇨, AC ALT AC, ⇨CH-NO 167100 CA CA CA
2.5 T	08/07-	B 5254 T6	147	2521	<b>3PK628 ELAST</b> <b>5PK1094</b> <b>5PK628 ELAST</b> <b>CT979</b>	CH-NO 194775⇨, AC ALT AC, ⇨CH-NO 194774 CA, MTR-CODE: B5254T6





ContiTech



**VOLVO**

V70 III (BW)



					<b>CT979K2</b> <b>CT979WP2</b>	CA, MTR-CODE: B5254T6 CA
D3 / D4	03/10-	D 5204 T2, D 5204 T3	120	1984	<b>3PK628 ELAST</b> <b>3PK628 ELAST</b> <b>5PK1121 EXTRA</b> <b>5PK628 ELAST</b> <b>CT1010</b> <b>CT1010K1</b> <b>CT1010WP1</b> <b>MS39</b>	AC, MTR-CODE: D5204T2, CH-NO 167101⇨ MTR-CODE: D5204T3, AC ALT AC, MTR-CODE: D5204T2, ⇨CH-NO 167100 CA CA CA
D4 AWD	01/13-	D 5244 T17, D 5244 T12	120- 133	2400	<b>3PK628 ELAST</b> <b>5PK1121 EXTRA</b> <b>CT1010</b> <b>CT1010K1</b> <b>CT1010WP1</b>	AC ALT CA CA CA
D5	06/11-	D 5244 T11, D 5244 T15	158	2400	<b>3PK628 ELAST</b> <b>5PK1121 EXTRA</b> <b>CT1010</b> <b>CT1010K1</b> <b>CT1010WP1</b> <b>MS39</b>	AC ALT CA CA CA
	08/07-	D 5244 T4	136	2400	<b>3PK628 ELAST</b> <b>5PK1121 EXTRA</b> <b>5PK628 ELAST</b> <b>CT1010</b> <b>CT1010K1</b> <b>CT1010WP1</b> <b>AP9041</b> <b>MS39</b>	AC, CH-NO 167101⇨ ALT AC, ⇨CH-NO 167100 CA CA CA
	12/09-	D 5244 T10	151	2400	<b>3PK628 ELAST</b> <b>5PK1121 EXTRA</b> <b>5PK628 ELAST</b> <b>CT1010</b> <b>CT1010K1</b> <b>CT1010WP1</b> <b>MS39</b>	AC, CH-NO 167101⇨ ALT AC, ⇨CH-NO 167100 CA CA CA
T4	10/10-	B 4164 T	132	1596	<b>6PK1555</b> <b>CT881</b> <b>CT881K6</b>	ALT CA CA
<b>XC60</b>						
2.4 D	07/09-	D 5244 T14	129	2400	<b>3PK628 ELAST</b> <b>5PK1121 EXTRA</b> <b>5PK628 ELAST</b> <b>CT1010</b> <b>CT1010K1</b> <b>CT1010WP1</b> <b>MS39</b>	AC, CH-NO 135123⇨ ALT AC, ⇨CH-NO 135122 CA CA CA
2.4 D / D3 / D4 AWD	05/08-	D 5244 T5, D 5244 T16, D 5244 T17	120	2400	<b>3PK628 ELAST</b> <b>3PK628 ELAST</b> <b>5PK1121 EXTRA</b> <b>5PK628 ELAST</b> <b>CT1010</b> <b>CT1010K1</b> <b>CT1010WP1</b> <b>MS39</b>	AC, MTR-CODE: D5244T5, D5244T16, CH-NO 135123⇨ MTR-CODE: D5244T17, AC ALT AC, ⇨CH-NO 135122, MTR-CODE: D5244T5, D5244T16 CA CA CA
D3	04/12-	D 5204 T7	100	1984	<b>3PK628 ELAST</b> <b>5PK1121 EXTRA</b> <b>CT1010</b> <b>CT1010K1</b>	AC ALT CA CA





VOLVO						
<b>XC60</b>						
D3 / D4	03/10-	D 5204 T2, D 5204 T3	120	1984	<b>3PK628 ELAST</b> <b>3PK628 ELAST</b> <b>5PK1121 EXTRA</b> <b>5PK628 ELAST</b> <b>CT1010</b> <b>CT1010K1</b> <b>CT1010WP1</b> <b>MS39</b>	CA MTR-CODE: D5204T3, AC CH-NO 135123⇔, MTR-CODE: D5204T2, AC ALT AC, MTR-CODE: D5204T2, ⇔CH-NO 135122 CA CA CA
D4 AWD	10/13-	D 5244 T12	133	2400	<b>3PK628 ELAST</b> <b>5PK1121 EXTRA</b> <b>CT1010</b> <b>CT1010K1</b> <b>CT1010WP1</b>	AC ALT CA CA CA
D5 AWD	06/11-	D 5244 T11, D 5244 T15	158	2400	<b>3PK628 ELAST</b> <b>5PK1121 EXTRA</b> <b>CT1010</b> <b>CT1010K1</b> <b>CT1010WP1</b> <b>MS39</b>	AC ALT CA CA CA
	04/14-	D 5244 T23	169	2400	<b>3PK628 ELAST</b> <b>5PK1121 EXTRA</b> <b>CT1010</b> <b>CT1010K1</b> <b>CT1010WP1</b>	AC ALT CA CA CA
	05/08-	D 5244 T4, D 5244 T10	136-151	2400	<b>3PK628 ELAST</b> <b>5PK1121 EXTRA</b> <b>5PK628 ELAST</b> <b>CT1010</b> <b>CT1010K1</b> <b>CT1010WP1</b> <b>MS39</b>	AC, CH-NO 135123⇔ ALT AC, ⇔CH-NO 135122 CA CA CA
<b>XC70 CROSS COUNTRY</b>						
2.4 D5 AWD	12/05-08/07	D 5244 T4	136	2401	<b>6DPK1825</b> <b>6DPK1841</b> <b>CT1010</b> <b>CT1010K1</b> <b>CT1010WP1</b> <b>AP9041</b> <b>MS39</b>	ALT, CH-NO 234794⇔ ALT, ⇔CH-NO 234793 CA CA CA CA FOR ART-NO: VD1077
2.4 D5 XC AWD	09/02-08/07	D 5244 T	120	2401	<b>6DPK1841</b> <b>CT1010</b> <b>CT1010K1</b> <b>CT1010WP1</b> <b>AP9033</b> <b>AP9041</b> <b>MS39</b>	ALT, ⇔08/2005 CA, ⇔08/2005 CA, ⇔08/2005 CA, ⇔08/2005 FOR ART-NO: VD1077
2.5 T XC AWD	09/02-08/07	B 5254 T2	154	2521	<b>6DPK1841</b> <b>CT979</b> <b>CT979K1</b> <b>CT979K2</b> <b>CT979WP1</b> <b>CT979WP2</b> <b>AP9033</b> <b>AP9041</b> <b>VD1102</b>	ALT CA, MTR-CODE: B5244SG CA, MTR-CODE: B5244SG, ⇔MTR-NO 3188688 CA, MTR-NO 3188689⇔ CA, ⇔MTR-NO 3188688 CA, MTR-NO 3188689⇔ 01/2003⇔
<b>XC70 II</b>						
2.4 D / D4 AWD	08/07-	D 5244 T5, D 5244 T16, D 5244 T17	120	2400	<b>3PK628 ELAST</b> <b>3PK628 ELAST</b> <b>5PK1121 EXTRA</b>	AC, MTR-CODE: D5244T17 AC, MTR-CODE: D5244T5, D5244T16, CH-NO 94101⇔ ALT

VOLVO



ContiTech



**VOLVO**

XC70 II



					<b>5PK628 ELAST</b> <b>CT1010</b> <b>CT1010K1</b> <b>CT1010WP1</b> <b>AP9041</b> <b>MS39</b>	AC, MTR-CODE: D5244T5, D5244T16, ⇨CH-NO 94100 CA CA CA
D3	08/11-	D 5204 T2, D 5204 T3	120	1984	<b>3PK628 ELAST</b> <b>3PK628 ELAST</b> <b>5PK1121 EXTRA</b> <b>5PK628 ELAST</b> <b>CT1010</b> <b>CT1010K1</b> <b>CT1010WP1</b> <b>MS39</b>	MTR-CODE: D5204T3, AC MTR-CODE: D5204T2, CH-NO 94101⇨, AC ALT AC, MTR-CODE: D5204T2, ⇨CH-NO 94100 CA CA CA CA
D4 AWD	10/13-	D 5244 T12	133	2400	<b>3PK628 ELAST</b> <b>5PK1121 EXTRA</b> <b>CT1010</b> <b>CT1010K1</b> <b>CT1010WP1</b>	AC ALT CA CA CA
D5 AWD	06/11-	D 5244 T11, D 5244 T15	158	2400	<b>3PK628 ELAST</b> <b>5PK1121 EXTRA</b> <b>CT1010</b> <b>CT1010K1</b> <b>CT1010WP1</b> <b>MS39</b>	AC ALT CA CA CA
	08/07-	D 5244 T4	136	2400	<b>3PK628 ELAST</b> <b>5PK1121 EXTRA</b> <b>5PK628 ELAST</b> <b>CT1010</b> <b>CT1010K1</b> <b>CT1010WP1</b> <b>AP9041</b> <b>MS39</b>	AC, CH-NO 94101⇨ ALT AC, ⇨CH-NO 94100 CA CA CA
	12/09-	D 5244 T10	151	2400	<b>3PK628 ELAST</b> <b>5PK1121 EXTRA</b> <b>5PK628 ELAST</b> <b>CT1010</b> <b>CT1010K1</b> <b>CT1010WP1</b> <b>MS39</b>	AC, CH-NO 94101⇨ ALT AC, ⇨CH-NO 94100 CA CA CA
<b>XC90 I</b>						
2.5 T	10/02-	B 5254 T2	154	2521	<b>6DPK1825</b> <b>6DPK1841</b> <b>CT979</b> <b>CT979K1</b> <b>CT979K2</b> <b>CT979WP1</b> <b>CT979WP2</b> <b>AP9041</b> <b>VD1102</b>	ALT, (AC) ALT, (AC) CA CA, ⇨MTR-NO 3188688 CA, MTR-NO 3188689⇨ CA, ⇨MTR-NO 3188688 CA, MTR-NO 3188689⇨
D5	10/02-	D 5244 T, D 5244 T5	120	2401	<b>6DPK1825</b> <b>6DPK1841</b> <b>CT1010</b> <b>CT1010K1</b> <b>CT1010WP1</b> <b>AP9041</b> <b>MS39</b>	ALT, CH-NO 288076⇨ ALT, ⇨CH-NO 288075 CA CA CA FOR ART-NO: VD1077
	05/06-	D 5244 T4, D 5244 T18	136-147	2400-2401	<b>6DPK1825</b> <b>CT1010</b>	ALT CA







VOLVO						
XC90 I ↔					<b>CT1010K1</b> <b>CT1010WP1</b> <b>AP9041</b> <b>MS39</b>	CA CA FOR ART-NO: VD1077
	T6	10/02-	B 6294 T	200	2922	<b>6DPK1825</b> <b>CT982</b>

VW							
AMAROK (2H, S1B) 2.0 BiTDI 4motion	11/11-	CNEA, CSHA	132	1968	<b>6PK1080</b> <b>6PK1555</b> <b>CT1139</b> <b>CT1139K2</b> <b>AP9022</b> <b>MS46</b>	ALT, (AC) ALT, (AC) CA CA	
	09/10-	CDCA	120	1968	<b>6PK1080</b> <b>6PK1555</b> <b>CT1139</b> <b>CT1139K2</b> <b>CT1139WP6</b> <b>AP9022</b> <b>MS46</b>	MTR-CODE: CDCA, ALT, (-AC) MTR-CODE: CDCA, ALT, (AC) MTR-CODE: CDCA, CA MTR-CODE: CDCA, CA MTR-CODE: CDCA, CA, WP	
	2.0 TDI, 2.0 TDI 4motion	06/12-	CNFB	103	1968	<b>AP9022</b>	
BEETLE (5C1) 1.2 TSI	07/11-	CBZB	77	1197	<b>6PK1432</b> <b>6PK1693</b> <b>AP9012</b>	ALT, (AC) ALT, (AC)	
	1.4 TSI	10/11-	CAVD, CNWA, CTHD, CTKA	118	1390	<b>5PK491</b> <b>6PK1600</b> <b>6PK1698</b> <b>AP9012</b>	AIRC ALT, (AC) ALT, (AC)
	1.6 TDI	10/11-	CAYC	77	1598	<b>6PK1070</b> <b>6PK1070K1</b> <b>6PK842 ELAST</b> <b>6PK842 ELAST T1</b> <b>CT1139</b> <b>CT1139K2</b> <b>CT1139WP6</b> <b>AP9001</b> <b>MS46</b>	MTR-CODE: CAYB, CAYC, ALT, (AC) MTR-CODE: CAYB, CAYC, ALT, (AC) MTR-CODE: CAYB, CAYC, ALT, (-AC) MTR-CODE: CAYB, CAYC, ALT, (-AC) MTR-CODE: CAYB, CAYC, CA MTR-CODE: CAYB, CAYC, CA MTR-CODE: CAYC, CA, WP
	2.0 TSI	12/12-	CPLA, CPPA	155	1984	<b>AP9009</b>	
BEETLE (5C7) 2.0 TDI	04/12-	CFFB, CJAA	103	1968	<b>6PK1070</b> <b>6PK1070K1</b> <b>6PK842 ELAST</b> <b>6PK842 ELAST T1</b> <b>CT1134</b> <b>CT1134K1</b> <b>CT1134WP1</b> <b>CT1139</b> <b>CT1139K2</b> <b>CT1139WP6</b> <b>VD1076</b> <b>MS18</b> <b>MS46</b>	MTR-CODE: CJAA, CFFB, ALT, (AC) MTR-CODE: CJAA, CFFB, ALT, (AC) MTR-CODE: CJAA, CFFB, ALT, (-AC) MTR-CODE: CJAA, CFFB, ALT, (-AC) MTR-CODE: CJAA, CA MTR-CODE: CJAA, CA MTR-CODE: CJAA, CA, WP, 05/2012↔ MTR-CODE: CFFA, CFFB, CA MTR-CODE: CFFA, CFFB, CA MTR-CODE: CFFB, CA, WP MTR-CODE: CJAA FOR ART-NO: VD1076 FOR ART-NO: VD1111	
	2.0 TSI	12/12-	CPLA, CPPA	155	1984	<b>AP9009</b>	
BORA (1J2, 1J6) 1.4 16V	03/00-05/05	AHW, AKQ, APE, AXP, BCA	55	1390	<b>6PK1080</b> <b>6PK1080K1</b> <b>6PK1548</b> <b>6PK1548K1</b>	ALT, (AC) ALT, (AC) ALT, (AC) ALT, (AC)	

VW



ContiTech



VW

BORA (1J2, 1J6)



1.6	10/98-05/05	AEH, AKL, APF	74	1595	<b>CT957(SET)</b> <b>CT957K1</b> <b>CT957K1</b> <b>CT957K1</b> <b>CT957K2</b> <b>CT957K2</b> <b>CT957WP1</b> <b>CT957WP1</b> <b>CT957WP1</b> <b>CT957WP4</b> <b>CT957WP4</b>	CA CA, MTR-CODE: AKQ, MTR-NO 242 001 ⇨ CA, MTR-CODE: APE, AXP, BCA CA, MTR-CODE: AHW, MTR-NO 160 001 ⇨ CA, MTR-CODE: AHW, ⇨MTR-NO 160 000 CA, MTR-CODE: AKQ, ⇨MTR-NO 242 000 CA, MTR-CODE: AKQ, MTR-NO 242 001 ⇨ CA, MTR-CODE: APE, AXP, BCA CA, MTR-CODE: AHW, MTR-NO 160 001 ⇨ CA, MTR-CODE: AKQ, ⇨MTR-NO 242 000 CA, MTR-CODE: AHW, ⇨MTR-NO 160 000
	08/00-05/05	AVU, BFQ, BJH	75	1595	<b>6DPK1195</b> <b>6DPK1195K1</b> <b>6PK1120</b> <b>CT908</b> <b>CT908K1</b> <b>CT908WP1</b> <b>AP9001</b>	ALT, (AC) ALT, (AC) ALT, (AC) CA CA CA
	02/00-05/05	ATN, AUS, AZD, BCB	77	1598	<b>6PK1080</b> <b>6PK1080K1</b> <b>6PK1548</b> <b>6PK1548K1</b> <b>CT957(SET)</b> <b>CT957K1</b> <b>CT957WP2</b>	ALT, PS ALT, PS ALT, PS, AC ALT, PS, AC CA CA CA
1.6 FSI	01/02-05/05	BAD	81	1598	<b>6PK1080</b> <b>6PK1080K1</b> <b>6PK1538</b> <b>CT957(SET)</b> <b>CT957K1</b> <b>CT957WP2</b>	ALT, (AC) ALT, (AC) ALT, (AC) CA CA CA
1.9 SDI	10/98-05/05	AGP, AQM	50	1896	<b>6PK1660</b> <b>6PK1660D1</b> <b>6PK1660D1</b> <b>6PK1660K2</b> <b>6PK906</b> <b>6PK906K3</b> <b>CT1044</b> <b>CT1044</b> <b>CT1044K1</b> <b>CT1044K1</b> <b>CT1044WP1</b> <b>CT1044WP1</b> <b>CT946</b> <b>CT946</b> <b>CT946K1</b> <b>CT946K1</b> <b>AP9001</b> <b>VD1076</b> <b>VD1089</b> <b>MS17</b> <b>MS18</b>	ALT, PS, (AC) ALT, PS, (AC), CH-NO 1J-3W350 001 ⇨ ALT, PS, (AC), CH-NO 1J-3D016 001 ⇨ ALT, PS, (AC) ALT, PS, (AC) ALT, PS, (AC) CA, WP, MTR-CODE: AGP, MTR-NO 400 001 ⇨ CA, WP, MTR-CODE: AQM, MTR-NO 045 001 ⇨ CA, MTR-CODE: AGP, MTR-NO 400 001 ⇨ CA, MTR-CODE: AQM, MTR-NO 30 001 ⇨ CA, WP, MTR-CODE: AQM, MTR-NO 030 001 ⇨ CA, WP, MTR-CODE: AGP, MTR-NO 400 001 ⇨ CA, WP, MTR-CODE: AQM, ⇨MTR-NO 045 000 CA, WP, MTR-CODE: AGP, ⇨MTR-NO 400 000 CA, WP, MTR-CODE: AQM, ⇨MTR-NO 030 000 CA, WP, MTR-CODE: AGP, ⇨MTR-NO 400 000 CH-NO 1J-3D016 001 ⇨, CH-NO 1J-3W350 001 ⇨ ⇨CH-NO 1J-3D016 000, 1J-3W350 000 FOR ART-NO: VD1089 FOR ART-NO: VD1076
1.9 TDI	10/98-06/01	AHF, ASV	81	1896	<b>6PK1660</b> <b>6PK1660K1</b>	ALT, PS, AC ALT, PS, AC





ContiTech



VW

BORA (1J2, 1J6)



				<b>6PK906</b> <b>6PK906K1</b> <b>CT1044</b> <b>CT1044</b> <b>CT1044K1</b> <b>CT1044WP1</b> <b>CT946</b> <b>AP9001</b> <b>VD1076</b> <b>VD1089</b> <b>MS17</b> <b>MS18</b>	ALT, PS, (-AC) ALT, PS, (-AC) AHF, MTR-NO 595001 → CA, MTR-CODE: ASV CA, MTR-CODE: ASV, AHF CA, MTR-CODE: ASV, AHF CA, MTR-CODE: AHF, ⇨ MTR-NO 595000 CH-NO 1J-3D016 001 →, CH-NO 1J-3W350 001 → ⇨ CH-NO 1J-3D016 000, 1J-3W350 000 FOR ART-NO: VD1089 FOR ART-NO: VD1076
12/98-01/02	AJM, AUJ	85	1896	<b>5PK1432</b> <b>5PK1432K1</b> <b>6DPK1195</b> <b>6DPK1195K2</b> <b>6PK1120</b> <b>CT1028</b> <b>CT1028K1</b> <b>CT1028K2</b> <b>CT1028K2</b> <b>CT1028K4</b> <b>CT1028K4</b> <b>CT1028K5</b> <b>CT1028WP6</b> <b>CT1028WP7</b> <b>CT1028WP7</b> <b>AP9001</b> <b>VD1091</b> <b>MS17</b>	ALT, (AC), MTR-CODE: AUJ ALT, (AC), MTR-CODE: AUJ ALT, (AC), MTR-CODE: AUJ, AJM ALT, (AC), MTR-CODE: AUJ, AJM ALT, (AC), MTR-CODE: AJM CA, MTR-CODE: AUJ, AJM CA, MTR-CODE: AJM, ⇨ MTR-NO 185 670 CA, MTR-CODE: AJM, MTR-NO 185 671 → CA, MTR-CODE: AUJ CA, MTR-CODE: AJM, MTR-NO 185 671 → CA, MTR-CODE: AUJ CA, MTR-CODE: AJM, ⇨ MTR-NO 185 670 CA, MTR-CODE: AJM, ⇨ MTR-NO 185 670 CA, MTR-CODE: AUJ CA, MTR-CODE: AJM, MTR-NO 185 671 →
09/00-05/05	ATD, AXR	74	1896	<b>6DPK1195</b> <b>6DPK1195K2</b> <b>6PK1120</b> <b>CT1028</b> <b>CT1028K2</b>  <b>CT1028K2</b> <b>CT1028K3</b> <b>CT1028K3</b>  <b>CT1028K4</b> <b>CT1028K4</b>  <b>CT1028WP2</b> <b>CT1028WP2</b> <b>CT1028WP4</b> <b>CT1028WP7</b> <b>CT1028WP7</b>  <b>AP9001</b> <b>VD1076</b>  <b>VD1089</b>  <b>VD1091</b> <b>MS17</b> <b>MS18</b>	ALT, PS, (AC) ALT, PS, (AC), MODEL '02 → ALT, PS, (-AC) MTR-CODE: ATD, AXR, CA, WP CA, MTR-CODE: ATD, ⇨ CH-NO 1J-2-592 782, 1J-2D352 773 CA, MTR-CODE: AXR, ⇨ MTR-NO AXR 025 000 CA, MTR-CODE: AXR, MTR-NO AXR 025 001 → CA, MTR-CODE: ATD, CH-NO 1J-2-592 783 →, CH-NO 1J-2D352 774 → CA, MTR-CODE: AXR, ⇨ MTR-NO AXR 025 000 CA, MTR-CODE: ATD, ⇨ CH-NO 1J-2-592 782, 1J-2D352 773 CA, ⇨ MODEL '02, MTR-CODE: ATD, CH-NO 1J-2-592 783 →, CH-NO 1J-2D352 774 → CA, ⇨ MODEL '02, MTR-CODE: AXR, MTR-NO AXR 025 001 → MTR-CODE: ATD, AXR, MODEL '03 →, CA MTR-CODE: ATD, ⇨ MODEL '02, CA, ⇨ CH-NO 1J-2-592 782, 1J-2D352 773 CA, MTR-CODE: AXR, ⇨ MODEL '02, ⇨ MTR-NO AXR 025 000 CH-NO 1J-3D016 001 →, CH-NO 1J-3W350 001 →, MODEL '03 → ⇨ CH-NO 1J-3D016 000, 1J-3W350 000, MODEL '03 → ⇨ MODEL '02 FOR ART-NO: VD1091, VD1089 FOR ART-NO: VD1076
11/00-05/05	ASZ	96	1896	<b>6DPK1195</b>	ALT, PS, AC





ContiTech



**VW**

BORA (1J2, 1J6)



					<b>6DPK1195K2</b> <b>6PK1120</b> <b>CT1028</b> <b>CT1028K2</b> <b>CT1028K3</b> <b>CT1028K4</b> <b>CT1028WP4</b> <b>CT1028WP7</b> <b>AP9001</b> <b>VD1076</b> <b>VD1091</b> <b>MS17</b> <b>MS18</b>	ALT, PS, AC ALT, PS CA CA, ⇨MODEL '02 CA, MODEL '03⇨ CA, ⇨MODEL '02 CA, MODEL '03⇨ CA, ⇨MODEL '02 MTR-CODE: ASZ, MTR-NO 435 001⇨ MTR-CODE: ASZ, ⇨MTR-NO 435 000 FOR ART-NO: VD1091 FOR ART-NO: VD1076
1.9 TDI 4motion	05/00-05/05	ARL	110	1896	<b>6DPK1195</b> <b>6DPK1195K2</b> <b>6PK1120</b> <b>CT1028</b> <b>CT1028K2</b> <b>CT1028K3</b>  <b>CT1028K4</b> <b>CT1028WP5</b>  <b>AP9001</b> <b>VD1091</b> <b>MS17</b>	ALT, (AC) ALT, (AC) ALT, (AC) CA CA, ⇨CH-NO 1J-2-592 782, 1J-2D352 773 CA, CH-NO 1J-2-592 783⇨, CH-NO 1J-2D352 774⇨ CA, ⇨CH-NO 1J-2-592 782, 1J-2D352 773 CA, CH-NO 1J-2-592 783⇨, CH-NO 1J-2D352 774⇨ FOR ART-NO: VD1091
1.9 TDI, 1.9 TDI 4motion	10/98-05/05	AGR, ALH	66	1896	<b>6PK1660</b> <b>6PK1660K1</b> <b>6PK906</b> <b>6PK906K1</b> <b>CT1044</b> <b>CT1044</b> <b>CT1044K1</b> <b>CT1044WP1</b> <b>CT946</b> <b>CT946</b> <b>AP9001</b> <b>VD1076</b> <b>VD1089</b> <b>MS17</b> <b>MS18</b>	ALT, (AC) ALT, (AC) ALT, (AC) ALT, (AC) CA, MTR-CODE: AGR, MTR-NO 565 001⇨ CA, MTR-CODE: ALH, MTR-NO 500 001⇨ CA, MTR-CODE: AGR, ALH CA, MTR-CODE: AGR, ALH CA, MTR-CODE: AGR, ⇨MTR-NO 565 000 CA, MTR-CODE: ALH, ⇨MTR-NO 500 000 CH-NO 1J-3D016 001⇨, CH-NO 1J-3W350 001⇨ ⇨CH-NO 1J-3D016 000, 1J-3W350 000 FOR ART-NO: VD1089 FOR ART-NO: VD1076
2.0	10/98-05/05	AQY, APK, AZG, AZH, AZJ, BBW	85	1984	<b>6DPK1195</b> <b>6DPK1195K1</b> <b>6PK1120</b> <b>CT908</b> <b>CT908K1</b> <b>CT908WP2</b> <b>AP9001</b> <b>VD1107</b>	ALT, (AC) ALT, (AC) ALT, (AC) CA CA CA
2.0 4motion	04/00-05/05	AZH, AZJ	85	1984	<b>6DPK1195</b> <b>6DPK1195K1</b> <b>6PK1120</b> <b>CT908</b> <b>CT908K1</b> <b>CT908WP2</b> <b>AP9001</b> <b>VD1107</b>	ALT, PS, AC ALT, PS, AC ALT, PS CA CA CA
<b>CADDY I (14)</b> 1.6 D	08/82-07/92	ME, JK	40	1588	<b>AVX10X875</b> <b>CT513</b>	ALT CA





VW					
<b>CADDY II (9K9A, 9K9B, 9U7)</b>					
↔ 1.6	06/97-09/00	AEE	55	1598	<b>6PK1070</b> ALT, PS, MTR-CODE: AEE <b>6PK1070K2</b> ALT, (PS), (-AC), MTR-CODE: AEE <b>6PK1080</b> ALT, AC, MTR-CODE: AEE <b>6PK1185</b> ALT, PS, AC, MTR-CODE: AEE <b>6PK751</b> ALT, MTR-CODE: AEE <b>CT847</b> CA, MTR-CODE: AEE, ALM <b>CT847K1</b> CA, MTR-CODE: AEE, ALM <b>CT847WP1</b> CA, MTR-CODE: AEE, ALM
1.9 D	06/96-12/00	AEF	47	1896	<b>5PK1219</b> ALT <b>CT1012</b> CA <b>CT1012K1</b> CA <b>AP9059</b>
	11/95-01/04	1Y	47	1896	<b>11,5X730Ld</b> PS <b>11,5X790Ld</b> PS, WP <b>2PJ860</b> 2.FAN <b>6PK1045</b> ALT, (AC), (AUTOM-TP) <b>6PK1045K1</b> ALT, (AC), (AUTOM-TP) <b>6PK1145</b> ALT, (AC), (AUTOM-TP) <b>6PK1145K1</b> ALT, (AC), (AUTOM-TP) <b>6PK923</b> ALT, (AC), (MANL-TP) <b>CT867</b> CA <b>CT867K1</b> CA, MTR-CODE: 1Y, ↔MTR-NO 705 902 <b>CT867K2</b> CA, MTR-CODE: 1Y, MTR-NO 705 903↔ <b>VD1084</b> MTR-CODE: 1Y <b>MS13</b> FOR ART-NO: VD1084
1.9 SDI	11/95-01/04	AEY, AYQ	47	1896	<b>11,5X730Ld</b> PS, (-AC), MTR-CODE: AEY <b>11,5X790Ld</b> PS, WP, (AC), MTR-CODE: AEY <b>2PJ860</b> 2.FAN <b>6PK1045</b> ALT, (AC), MTR-CODE: AEY <b>6PK1045K1</b> ALT, (AC), MTR-CODE: AEY <b>6PK1145</b> ALT, (AC), MTR-CODE: AEY <b>6PK1145K1</b> ALT, (AC), MTR-CODE: AEY <b>6PK1660</b> ALT, (AC), MTR-CODE: AYQ <b>6PK1660K1</b> ALT, (AC), MTR-CODE: AYQ <b>6PK906</b> ALT, (AC), MTR-CODE: AYQ <b>6PK906K1</b> ALT, (AC), MTR-CODE: AYQ <b>CT1044</b> CA, MTR-CODE: AYQ, MTR-NO 005 518↔, 11/2000↔ <b>CT1044K1</b> CA, MTR-CODE: AYQ <b>CT1044WP1</b> CA, MTR-CODE: AYQ <b>CT945</b> CA, MTR-CODE: AEY <b>CT945K1</b> CA, MTR-CODE: AEY <b>CT946</b> CA, MTR-CODE: AYQ, ↔MTR-NO 005 517, ↔10/2000 <b>AP9001</b> <b>AP9004</b> <b>VD1076</b> MTR-CODE: AYQ, MTR-NO 074 038↔ <b>VD1084</b> MTR-CODE: AEY <b>VD1089</b> MTR-CODE: AYQ, ↔MTR-NO 074 037 <b>MS13</b> FOR ART-NO: VD1084 <b>MS17</b> FOR ART-NO: VD1076
					09/96-01/04





ContiTech



VW

CADDY II (9K9A, 9K9B, 9U7)



					<b>6PK906</b> <b>6PK906K1</b> <b>CT1044</b> <b>CT1044K1</b> <b>CT1044WP1</b> <b>CT867</b> <b>CT867K4</b> <b>CT946</b> <b>AP9001</b> <b>AP9004</b> <b>VD1076</b> <b>VD1084</b> <b>VD1089</b> <b>MS13</b> <b>MS17</b> <b>MS37</b>	ALT, (-AC), MTR-CODE: ALH ALT, (-AC), MTR-CODE: ALH CA, MTR-CODE: ALH, MTR-NO 500 001 → CA, MTR-CODE: ALH CA, MTR-CODE: ALH CA, MTR-CODE: 1Z, AHU CA, MTR-CODE: 1Z, AHU CA, MTR-CODE: ALH, →MTR-NO 500 000  MTR-CODE: ALH, MTR-NO 896 340 → MTR-CODE: 1Z, AHU MTR-CODE: ALH, →MTR-NO 896 339 FOR ART-NO: VD1084 FOR ART-NO: VD1076 FOR ART-NO: VD1089
60 1.4	11/95-01/04	AEX, AUD, APQ	44	1390	<b>6PK1070</b> <b>6PK1070K2</b> <b>6PK1125</b> <b>6PK1185</b> <b>6PK751</b> <b>CT846</b> <b>CT846K1</b> <b>CT846K2</b> <b>CT846WP2</b> <b>CT846WP3</b>	ALT, PS ALT, (PS), (-AC) ALT, PS, AC, →08/1997 ALT, PS, AC, 09/1997 → ALT CA CA, MTR-CODE: AEX, AKV, APQ CA, MTR-CODE: AUD CA, MTR-CODE: AUD CA, MTR-CODE: APQ, AEX

CADDY III (2KA, 2KH, 2CA, 2CH, 2KB, 2KJ, 2CB, 2CJ)

1.2 TSI	09/10-	CBZA, CBZB	63-77	1197	<b>6PK1432</b> <b>6PK1693</b> <b>AP9012</b>	MTR-CODE: CBZA, CBZB, ALT, (-AC) MTR-CODE: CBZA, CBZB, ALT, (AC)
1.4	03/04-05/06	BCA	55	1390	<b>6PK1100</b> <b>6PK1100K1</b> <b>6PK737</b> <b>CT957(SET)</b> <b>CT957K1</b> <b>CT957K3</b> <b>CT957WP1</b> <b>CT957WP3</b>	ALT, PS, (AC) ALT, PS, (AC) ALT, PS, (-AC) CA MTR-CODE: BCA, CA, →CH-NO 2K-6-150 000 MTR-CODE: BCA, CA, CH-NO 2K-7-000 001 → MTR-CODE: BCA, CA, →CH-NO 2K-6-150 000 MTR-CODE: BCA, CA, CH-NO 2K-7-000 001 →
1.4 16V	05/06-08/10	BUD	59	1390	<b>6PK1100</b> <b>6PK1100K1</b> <b>6PK737</b> <b>CT957(SET)</b> <b>CT957K3</b> <b>CT957WP3</b>	ALT, (AC) ALT, (AC) ALT, (-AC) MTR-CODE: BUD, CA MTR-CODE: BUD, CA MTR-CODE: BUD, CA
1.6	04/04-	BGU, BSE, BSF	75	1595	<b>6DPK1195</b> <b>6DPK1195K1</b> <b>6PK1045</b> <b>6PK1045K2</b> <b>6PK1125</b> <b>6PK900</b> <b>CT908</b> <b>CT908K1</b> <b>CT908WP1</b> <b>AP9001</b>	ALT, (PS), (AC) ALT, (PS), (AC) ALT, (-PS), (AC) ALT, (PS), (-AC) ALT, (-PS), (-AC) CA CA CA
1.6 TDI	08/10-	CAYE, CAYD	55-75	1598	<b>6PK1070</b> <b>6PK1070K1</b> <b>6PK842 ELAST</b> <b>6PK842 ELAST T1</b> <b>CT1139</b> <b>CT1139K2</b> <b>CT1139WP6</b>	ALT, (AC) ALT, (AC) ALT, (-AC) ALT, (-AC) CA CA MTR-CODE: CAYD, CAYE, CA, WP





VW						
CADDY III (2KA, 2KH, 2CA, 2CH, 2KB, 2KJ, 2CB, 2CJ)						
1.9 TDI	04/04-08/10	BJB, BLS	77	1896	<b>AP9001</b> <b>MS46</b> <b>6DPK1215</b> <b>6DPK1215D1</b> <b>6PK1050</b> <b>6PK1050D2</b> <b>6PK1050K1</b> <b>6PK1050K2</b> <b>6PK1138</b> <b>6PK948</b> <b>CT1028</b> <b>CT1028K3</b> <b>CT1028WP3</b> <b>AP9001</b> <b>VD1076</b> <b>MS18</b>	ALT, (AC), (PS) ALT, (AC), (PS) ALT, (AC), (STRONIC) ALT, (AC), (STRONIC) ALT, (AC), (STRONIC), CH-NO 2K-6-000 001 ⇨ ALT, (AC), (STRONIC), ⇨CH-NO 2K-5-150 000 ALT, (AC), (PS) ALT, (AC), (STRONIC) CA, WP CA, WP CA, WP FOR ART-NO: VD1076
	09/05-08/10	BSU	55	1896	<b>6DPK1215</b> <b>6DPK1215D1</b> <b>6PK1050</b> <b>6PK1050D2</b> <b>6PK1050K1</b> <b>6PK1138</b> <b>6PK948</b> <b>CT1028</b> <b>CT1028K3</b> <b>CT1028WP3</b> <b>AP9001</b> <b>VD1076</b> <b>MS18</b>	ALT, (AC), (PS) ALT, (AC), (PS) ALT, (AC), (STRONIC) ALT, (AC), (STRONIC) ALT, (AC), (STRONIC) ALT, (AC), (PS) ALT, (AC), (STRONIC) CA, WP CA, WP CA, WP FOR ART-NO: VD1076
2.0 EcoFuel	04/06-	BSX	80	1984	<b>6PK1045</b> <b>6PK1045K2</b> <b>6PK900</b> <b>CT908</b> <b>CT908K1</b> <b>CT908WP2</b> <b>AP9001</b> <b>VD1107</b>	ALT, PS, (AC) ALT, PS, (AC) ALT, PS, (AC) CA CA CA
2.0 SDI	03/04-08/10	BDJ, BST	51	1968	<b>6DPK1215</b> <b>6DPK1215D1</b> <b>6PK1050</b> <b>6PK1050D2</b> <b>6PK1050K1</b> <b>6PK1050K2</b> <b>6PK1138</b> <b>6PK948</b> <b>CT1028</b> <b>CT1028K3</b> <b>CT1028WP3</b> <b>AP9001</b> <b>VD1076</b> <b>MS18</b>	ALT, (AC), (PS) ALT, (AC), (PS) ALT, (AC), (STRONIC) ALT, (AC), (STRONIC) ALT, (AC), (STRONIC), CH-NO 2K-6-000 001 ⇨ ALT, (AC), (STRONIC), ⇨CH-NO 2K-5-150 000 ALT, (AC), (PS) ALT, (AC), (STRONIC) CA, WP CA, WP CA, WP FOR ART-NO: VD1076
2.0 TDI	05/12-	CFJA	125	1968	<b>6PK1070</b> <b>6PK1070K1</b> <b>6PK842 ELAST</b> <b>6PK842 ELAST T1</b> <b>CT1139</b> <b>CT1139K2</b> <b>CT1139WP6</b> <b>AP9001</b> <b>MS46</b>	MTR-CODE: CFJA, ALT, (AC) MTR-CODE: CFJA, ALT, (AC) MTR-CODE: CFJA, ALT, (AC) MTR-CODE: CFJA, ALT, (AC) MTR-CODE: CFJA, CA MTR-CODE: CFJA, CA MTR-CODE: CFJA, CA, WP
	09/07-08/10	BMM	103	1968	<b>6DPK1215</b>	ALT, (AC), (PS)



ContiTech



VW

CADDY III (2KA, 2KH, 2CA, 2CH, 2KB, 2KJ, 2CB, 2CJ)

					<b>6DPK1215D1</b> <b>6PK1050</b> <b>6PK1050D2</b> <b>6PK1050K1</b> <b>6PK1138</b> <b>6PK948</b> <b>CT1028</b> <b>CT1028K3</b> <b>CT1028WP4</b> <b>AP9001</b> <b>VD1076</b> <b>MS18</b>	ALT, (AC), (PS) ALT, (AC), (STRONIC) ALT, (AC), (STRONIC) ALT, (AC), (STRONIC) ALT, (AC), (PS) ALT, (AC), (STRONIC) CA, WP CA, WP CA, WP FOR ART-NO: VD1076
	2.0 TDI 16V, 2.0 TDI 4motion	08/10-	CFHC, CLCB, CFHF	81-103	1968	<b>6PK1070</b> <b>6PK1070K1</b> <b>6PK842 ELAST</b> <b>6PK842 ELAST T1</b> <b>CT1139</b> <b>CT1139K2</b> <b>CT1139WP6</b> <b>AP9001</b> <b>MS46</b>

CADDY IV (SAA, SAH, SAB, SAJ)

2.0 TDI, 2.0 TDI 4motion	05/15-	CFHC	103	1968	<b>6PK1070</b> <b>6PK1070K1</b> <b>6PK842 ELAST</b> <b>6PK842 ELAST T1</b> <b>CT1139</b> <b>CT1139K2</b> <b>CT1139WP6</b> <b>MS46</b>	ALT, (AC) ALT, (AC) ALT, (-AC) ALT, (-AC) CA CA CA
--------------------------	--------	------	-----	------	--	--

CC (358)

2.0 TDI	11/11-	CFFB, CFGB, CLLA	103-125	1968	<b>6PK1070</b> <b>6PK1070K1</b> <b>CT1139</b> <b>CT1139K2</b> <b>CT1139WP6</b> <b>AP9001</b> <b>MS46</b>	ALT ALT CA CA CA, WP
2.0 TDI, 2.0 TDI 4motion	12/12-	CFGC	130	1968	<b>6PK1070</b> <b>6PK1070K1</b> <b>CT1139</b> <b>CT1139K2</b> <b>CT1139WP6</b> <b>MS46</b>	ALT ALT CA CA CA, WP

CRAFTER 30-35 (2E\_)

2.0 TDI	07/11-	CKUB, CSNA	120	1968	<b>4PK711 ELAST</b> <b>4PK711 ELAST T1</b> <b>6PK1080</b> <b>6PK1613</b> <b>6PK1613K1</b> <b>6PK844</b> <b>6PK976</b> <b>CT1139</b> <b>CT1139K2</b> <b>CT1139WP6</b> <b>AP9022</b> <b>MS46</b>	FAN FAN ALT, (-AC) ALT, (AC), (Crafter 30), (Crafter 35) ALT, (AC), (Crafter 30), (Crafter 35) 2.GEN, 14 V, 28 V 2.GEN, 230 V MTR-CODE: CKUB, CKUC, CA MTR-CODE: CKUB, CKUC, CA MTR-CODE: CKUB, CKUC, CA, WP
2.5 TDI	04/06-	BJK, CEBB	80	2461	<b>6PK2000</b> <b>6PK2523</b> <b>6PK2581</b> <b>CT1120</b>	ALT, (-AC) ALT, (2x ALT) ALT, (AC) CA







VW						
<b>CRAFTER 30-35 (2E_)</b>						
					<b>CT1120K1</b> <b>AP9001</b> <b>VD1002</b> <b>MS06</b> <b>MS42</b>	CA  FOR ART-NO: VD1002 FOR ART-NO: VD1002
		BJL, CECA, BJJ, CEBA, BJM, CECB	65-120	2461	<b>4PK970 ELAST</b> <b>6PK2000</b> <b>6PK2523</b> <b>6PK2581</b> <b>CT1120</b> <b>CT1120K1</b> <b>AP9001</b> <b>VD1002</b> <b>MS06</b> <b>MS42</b>	AC ALT, (AC) ALT, (2x ALT) ALT, (AC) CA CA  FOR ART-NO: VD1002 FOR ART-NO: VD1002
<b>CRAFTER 30-50 (2E_, 2F_)</b>						
2.0 TDI	05/11-	CKTB, CKTC	80-100	1968	<b>4PK711 ELAST</b> <b>4PK711 ELAST T1</b> <b>6PK1080</b> <b>6PK1613</b> <b>6PK1613K1</b> <b>6PK844</b> <b>6PK976</b> <b>CT1139</b> <b>CT1139K2</b> <b>CT1139WP6</b> <b>AP9022</b> <b>MS46</b>	FAN FAN ALT, (AC) ALT, (AC) ALT, (AC) 2.GEN, 14 V, 28 V 2.GEN, 230 V MTR-CODE: CKTB, CKTC, CA MTR-CODE: CKTB, CKTC, CA MTR-CODE: CKTB, CKTC, CA, WP
	07/11-	CKUB, CSNA	120	1968	<b>4PK711 ELAST</b> <b>4PK711 ELAST T1</b> <b>6PK1080</b> <b>6PK1613</b> <b>6PK1613K1</b> <b>6PK844</b> <b>6PK976</b> <b>CT1139</b> <b>CT1139K2</b> <b>CT1139WP6</b> <b>AP9022</b> <b>MS46</b>	FAN FAN ALT, (AC) ALT, (AC) ALT, (AC) 2.GEN, 14 V, 28 V 2.GEN, 230 V MTR-CODE: CKUB, CKUC, CA MTR-CODE: CKUB, CKUC, CA MTR-CODE: CKUB, CKUC, CA, WP
2.5 TDI	04/06-	BJJ, CEBA, BJK, CEBB	65-80	2461	<b>6PK2000</b> <b>6PK2523</b> <b>6PK2581</b> <b>CT1120</b> <b>CT1120K1</b> <b>AP9001</b> <b>VD1002</b> <b>MS06</b> <b>MS42</b>	ALT, (AC) ALT, (2x ALT) ALT, (AC) CA CA  FOR ART-NO: VD1002 FOR ART-NO: VD1002
		BJL, CECA, BJM, CECB	100- 120	2461	<b>4PK970 ELAST</b> <b>6PK2000</b> <b>6PK2523</b> <b>6PK2581</b> <b>CT1120</b> <b>CT1120K1</b> <b>AP9001</b> <b>VD1002</b> <b>MS06</b> <b>MS42</b>	AC ALT, (AC) ALT, (2x ALT) ALT, (AC) CA CA  FOR ART-NO: VD1002 FOR ART-NO: VD1002
<b>EOS (1F7, 1F8)</b>						
1.4 TSI	11/07-	CAXA	90	1390	<b>6PK1090</b>	ALT, (AC)

VW



ContiTech



**VW**

EOS (1F7, 1F8)



	05/08-	CAVD, CTHD	118	1390	<b>6PK1733</b> <b>6PK1733K3</b> <b>AP9009</b> <b>AP9012</b>	ALT, (AC) ALT, (AC)
					<b>5PK491</b> <b>6PK1600</b> <b>6PK1698</b> <b>AP9012</b>	AIRC ALT, (-AC) ALT, (AC)
1.6 FSI	06/06-05/08	BLF	85	1598	<b>6PK1090</b> <b>6PK1733</b> <b>6PK1733K3</b>	ALT, PS, (-AC) ALT, PS, (AC) ALT, PS, (AC)
2.0 FSI	03/06-05/08	BVY, BVZ	110	1984	<b>6PK1045</b> <b>6PK1045K2</b> <b>6PK900</b> <b>CT1088</b> <b>CT1088K3</b> <b>CT1088WP4</b> <b>AP9001</b> <b>AP9022</b> <b>VD1107</b>	ALT, (AC) ALT, (AC) ALT, (-AC) CA CA CA
2.0 TDI	06/06-05/08	BMM	103	1968	<b>6PK1050</b> <b>6PK1050D2</b> <b>6PK1050K1</b> <b>CT1028</b> <b>CT1028K3</b> <b>CT1028WP4</b> <b>AP9001</b> <b>VD1076</b> <b>MS18</b>	ALT, PS, (AC) ALT, PS, (AC) ALT, PS, (AC) CA, WP CA, WP CA, WP
2.0 TDI 16V	05/08-	CBAB, CFFB	103	1968	<b>6PK1070</b> <b>6PK1070K1</b> <b>6PK842 ELAST</b> <b>6PK842 ELAST T1</b> <b>CT1134</b> <b>CT1134K1</b> <b>CT1134WP2</b> <b>CT1139</b> <b>CT1139K2</b> <b>CT1139WP6</b> <b>AP9001</b> <b>VD1076</b> <b>MS46</b>	MTR-CODE: CBAA, CBAB, CFFA, CFFB, ALT, (AC) MTR-CODE: CBAA, CBAB, CFFA, CFFB, ALT, (AC) MTR-CODE: CBAA, CBAB, CFFA, CFFB, ALT, (-AC) MTR-CODE: CBAA, CBAB, CFFA, CFFB, ALT, (-AC) MTR-CODE: CBAA, CBAB, CA MTR-CODE: CBAA, CBAB, CA MTR-CODE: CBAA, CBAB, CA, WP MTR-CODE: CFFA, CFFB, CA MTR-CODE: CFFA, CFFB, CA MTR-CODE: CFFA, CFFB, CA, WP MTR-CODE: CFFA, CFFB, CA, WP
2.0 TFSI	03/06-	BWA, BPY, CAWB, CCTA, CBFA, CCZA	147	1984	<b>6PK1054</b> <b>6PK1120</b> <b>CT1088</b> <b>CT1088K3</b> <b>CT1088WP3</b> <b>CT1143</b> <b>CT1143WP1</b> <b>AP9001</b> <b>AP9009</b> <b>AP9022</b>	MTR-CODE: BWA, BPY, ALT MTR-CODE: CBFA, CAWB, CCZA, CCTA, ALT MTR-CODE: BWA, BPY, CA MTR-CODE: BWA, BPY, CA MTR-CODE: BWA, BPY, CA WP, MTR-CODE: CBFA, CAWB, CCZA, CCTA WP, MTR-CODE: CAWB, CCZA

**FOX (5Z1, 5Z3)**

1.2

	04/05-	BMD, CHFB	40	1198	<b>6PK1453</b> <b>6PK1453K2</b> <b>6PK1873</b> <b>6PK1873K1</b> <b>AP9006</b>	ALT, PS, (-AC) ALT, PS, (-AC) ALT, PS, AC ALT, PS, (AC)
	09/10-	CHFA	44	1198	<b>6PK1453</b> <b>6PK1453K2</b> <b>6PK1873</b>	ALT, (AC) ALT, (AC) ALT, (AC)





VW						
<b>FOX (5Z1, 5Z3)</b>						
1.4	04/05-	BKR	55	1390	6PK1873K1 AP9006 6PK1080 6PK1080K1 6PK759 CT846 CT846K2	ALT, (AC) ALT, (AC) ALT, (AC) ALT, (AC) CA, WP CA
1.4 TDI	04/05-	BNM	51	1422	6PK858 6PK995 6PK995K1 CT1028 CT1028K3 CT1028WP3 AP9001 AP9022	ALT, (AC) ALT, AC ALT, AC CA CA CA CA
<b>GOLF I (17)</b>						
1.1	04/74-07/83	GG, FA	37	1093	AVX10X685 AVX10X695 CT633 CT633WP1	ALT, CH-NO 17A0279404⇨ ALT, ⇨CH-NO 17A0279403 CA CA
1.5	08/77-07/83	JB	51	1457	AVX10X1125 AVX10X1150 AVX10X825 AVX10X850 AVX10X950 AVX13X1050 AVX13X1125 CT637	AC, CH-NO 1773262001⇨, ⇨CH-NO 1773800000 ALT, (AIRC) AIRC ALT, (AC), CH-NO 1773800001⇨ ALT, (AC), ⇨CH-NO 1773800000 AC, CH-NO 1773800001⇨ AC, ⇨CH-NO 1773262000 CA
1.5 D	08/76-07/80	CK	37	1471	AVX10X875 AVX13X950 CT513 CT513K1	ALT AC CA CA
1.6 D	08/80-07/83	CR, JK	40	1588	AVX10X875 AVX13X950 CT513 CT513K1	ALT AC CA CA
<b>GOLF I Cabriolet (155)</b>						
1.8	08/83-04/93	JH	70	1781	AVX10X625 AVX10X625 AVX10X725 AVX10X865 AVX10X950 AVX13X1025 AVX13X950 CT637 CT637K1	ALT, 01/1984⇨, (AC) PS, CH-NO 15M009001⇨, (AC) PS, 01/1984⇨ ALT, 01/1984⇨, (PS) ALT, 01/1984⇨ AC, 01/1984⇨, ⇨CH-NO 15E007195 AC, CH-NO 15E007196⇨ CA CA
	08/89-03/93	2H	72	1781	AVX10X630 AVX10X635 AVX10X735 AVX10X865 AVX10X950 AVX13X1030 AVX13X950 CT637 CT637K1	ALT, (AC) PS, CH-NO 15-M-009 001⇨ PS, ⇨CH-NO 15-M-009 000 ALT, (PS) ALT, (AC) AC, ⇨CH-NO 15-E-007 195 AC, CH-NO 15-E-007 196⇨ CA CA
<b>GOLF II (19E, 1G1)</b>						
1.0	11/83-08/85	GN	33	1043	AVX10X675 CT633 CT633WP1	ALT CA CA
	08/85-10/91	HZ	37	1043	11,9X710Ld AVX10X675	ALT, CH-NO 1G-M-368 061⇨ ALT, ⇨CH-NO 1G-M-368 060





ContiTech



VW

GOLF II (19E, 1G1)



1.3	08/83-06/87	MH, HK	40	1272	<b>CT629</b> <b>CT629WP1</b> <b>CT633</b> <b>CT633WP1</b>	CA, MTR-NO HZ786023⇨ CA, MTR-NO HZ786023⇨ CA, ⇨MTR-NO HZ786022 CA, ⇨MTR-NO HZ786022
	08/85-12/87	NU	37	1272	<b>11,9X710Ld</b> <b>AVX10X675</b> <b>CT633</b> <b>CT633WP1</b>	ALT, CH-NO 1G-M-368 061⇨ ALT, ⇨CH-NO 1G-M-368 060 CA CA
1.3 CAT	06/86-12/92	MH, NZ, 2G	40	1272	<b>11,9X710Ld</b> <b>AVX10X685</b> <b>CT629</b> <b>CT629</b> <b>CT629WP1</b> <b>CT629WP1</b> <b>CT633</b> <b>CT633</b> <b>CT633</b> <b>CT633</b> <b>CT633WP1</b> <b>CT633WP1</b>	ALT, CH-NO MB000001⇨, CH-NO MW000001⇨ ALT, ⇨CH-NO LB300000, LW990000 CA ALT, CH-NO MB000001⇨, CH-NO MW000001⇨ ALT, ⇨CH-NO LW990000, LB300000 MTR-CODE: 2G, MTR-NO 2G262740⇨ CA, MTR-CODE: NZ, MTR-NO NZ200001⇨ MTR-CODE: 2G, MTR-NO 262740⇨ CA, MTR-CODE: NZ, MTR-NO 200001⇨ CA, MTR-CODE: MH NZ, ⇨MTR-NO NZ200000 MTR-CODE: 2G, ⇨MTR-NO 2G262739 CA, MTR-CODE: NZ, ⇨MTR-NO 200000 MTR-CODE: 2G, ⇨MTR-NO 262739
1.6	10/86-12/92	PN	51	1595	<b>11,2X866Ld</b> <b>AVX10X630</b> <b>AVX10X730</b> <b>AVX10X950</b> <b>AVX13X950</b> <b>CT637</b> <b>CT637K1</b>	ALT, (PS) ALT, (AC) PS ALT, (-PS), (-AC) AC CA CA
	02/86-10/91	RF	53	1595	<b>11,2X866Ld</b> <b>AVX10X630</b> <b>AVX10X730</b> <b>AVX10X950</b> <b>AVX13X950</b> <b>CT637</b> <b>CT637K1</b>	ALT, (PS) ALT, (AC) PS ALT AC CA CA
	08/83-07/92	EZ, ABN, HM	55	1595	<b>11,2X866Ld</b> <b>AVX10X630</b> <b>AVX10X730</b> <b>AVX10X950</b> <b>AVX13X950</b> <b>CT637</b> <b>CT637K1</b>	ALT, (PS) ALT, (AC) PS ALT, 07/1985⇨ AC CA CA
1.6 D, 1.6 TD	08/83-10/91	JP, JR, ME, MF	40-51	1588	<b>AVX10X685</b> <b>AVX10X700</b> <b>AVX10X735</b> <b>AVX10X965</b> <b>AVX13X950</b> <b>CT513</b> <b>CT513K1</b>	ALT, ⇨CH-NO F350000, (AC) ALT, (AC), ⇨CH-NO F350001 PS ALT AC CA CA
1.6 TD	04/89-10/91	RA, SB	59	1588	<b>11,2X866Ld</b> <b>AVX10X695</b> <b>AVX10X965</b> <b>AVX13X950</b> <b>CT513</b> <b>CT513K1</b>	PS ALT, (AC) ALT AC CA CA
1.8	08/84-10/91	GX, HV, GU	66	1781	<b>11,2X866Ld</b> <b>AVX10X630</b> <b>AVX10X630</b> <b>AVX10X730</b>	ALT, (PS) ALT, (AC) PS, CH-NO 15M009001⇨ PS, ⇨CH-NO 15M009000





VW					ContiTech	
<b>GOLF II (19E, 1G1)</b>						
					∞	AVX10X950 ALT
					∞	AVX13X1025 AC, ⇨CH-NO 15E007195
					∞	AVX13X950 AC, CH-NO 15E007196⇨
					▲▲▲	CT637 CA
					▲▲▲	CT637K1 CA
1.8 GTI	08/83-10/91	DX, EV, GZ, PB	82	1781	∞	11,2X866Ld ALT, (PS)
					∞	AVX10X630 ALT, (AC)
					∞	AVX10X730 PS
					∞	AVX10X940 ALT, ⇨07/1985
					∞	AVX10X950 ALT, 07/1985⇨
					∞	AVX13X950 AC
					▲▲▲	CT637 CA
					▲▲▲	CT637K1 CA
1.8 i CAT	08/87-10/91	GX, RP	66	1781	∞	11,2X866Ld ALT, (PS)
					∞	AVX10X630 ALT, (AC)
					∞	AVX10X630 ALT, (PS), (AC)
					∞	AVX10X730 PS
					∞	AVX10X950 ALT
					∞	AVX13X950 AC
					▲▲▲	CT637 CA
					▲▲▲	CT637K1 CA
<b>GOLF III (1H1, 1H5)</b>						
1.4	10/91-08/97	ABD, AEX	40-44	1390	∞	11,5X755Ld PS, (AC)
					∞	6PK1070 ALT, (PS), (-AC), MTR-CODE: AEX
					∞	6PK1070 ALT, (PS), (-AC), MTR-CODE: ABD, CH-NO 1H-S-120 001⇨
					∞	6PK1100 ALT, (PS), (-AC), MTR-CODE: ABD, ⇨CH-NO 1H-S-120 000
					∞	6PK1153 CA, (PS), (AC), MTR-CODE: ABD
					∞	6PK737 ALT, (-PS), (-AC), MTR-CODE: ABD
					∞	6PK751 ALT, (-PS), (-AC), MTR-CODE: AEX
					▲▲▲	CT629 CA, ⇨07/1995, MTR-CODE: ABD
					▲▲▲	CT629WP1 CA, ⇨07/1995, MTR-CODE: ABD
					▲▲▲	CT846 CA, 07/1995⇨, MTR-CODE: AEX
					▲▲▲	CT846K1 CA, MTR-CODE: AEX
					▲▲▲	CT846WP3 CA, MTR-CODE: AEX
1.6	09/92-08/97	AEA, ABU, AEE	55	1598	∞	11,5X685Ld PS, (TENS DAMPER), MTR-CODE: ABU, AEA
					∞	6PK1070 MTR-CODE: AEE, ALT, PS, (-AC)
					∞	6PK1070 ALT, PS, MTR-CODE: AEA, (TENS DAMPER), CH-NO 1H-S-120 001⇨
					∞	6PK1070K2 MTR-CODE: AEE, ALT, PS, (-AC)
					∞	6PK1070K2 ALT, PS, MTR-CODE: AEA, (TENS DAMPER), CH-NO 1H-S-120 001⇨
					∞	6PK1100 ALT, PS, MTR-CODE: ABU, AEA, (TENS DAMPER), ⇨CH-NO 1H-S-120 000
					∞	6PK1153 MTR-CODE: AEE, ALT, PS, (AC)
					∞	6PK737 ALT, MTR-CODE: ABU, (-TENS DAMPER), (-PS)
					∞	6PK894 MTR-CODE: ABU, AEA, ALT, (TENS DAMPER), (PS)
					∞	6PK976 MTR-CODE: ABU, AEA, ALT, FOR ALT: 120A
					▲▲▲	CT732 CA, MTR-CODE: ABU
					▲▲▲	CT732WP1 CA, MTR-CODE: ABU
					▲▲▲	CT847 CA, MTR-CODE: AEA, AEE
					▲▲▲	CT847K1 CA, MTR-CODE: AEA, AEE
					▲▲▲	CT847WP1 CA, MTR-CODE: AEA, AEE
	07/94-04/99	AEK, AFT, AKS	74	1595	∞	11,5X685Ld PS
					∞	11,5X755Ld PS, (AC)
					∞	6PK1033 ALT, (AUTOM-TP), CH-NO 1HT-240 001⇨
					∞	6PK1153 ALT, AC
					∞	6PK1153K1 ALT, AC
					∞	6PK894 ALT, (MANL-TP)
					∞	6PK976 ALT, (AUTOM-TP), ⇨CH-NO 1HT-240 000

VW



ContiTech



VW

GOLF III (1H1, 1H5)



1.8	11/91-04/99	AAM, ANN	55	1781	<b>6PK976K3</b> <b>CT848</b> <b>CT848K4</b>	ALT, (AUTOM-TP), ⇨CH-NO 1HT-240 000 CA CA
1.8	11/91-04/99	AAM, ANN	55	1781	<b>11,5X685Ld</b> <b>11,5X755Ld</b> <b>2PJ800</b> <b>2PJ860</b> <b>6PK1033</b> <b>6PK1153</b> <b>6PK1153K1</b> <b>6PK894</b> <b>6PK976</b> <b>6PK976K3</b> <b>CT637</b> <b>CT637K1</b> <b>CT848</b> <b>CT848K4</b>	PS, (-AC) PS, (-AC) 2.FAN 2.FAN ALT, (-AC), FOR ALT: 120A, CH-NO 1HT-240 001 ⇨ ALT, (-AC) ALT, (-AC) ALT, (-AC) ALT, (-AC), FOR ALT: 120A, ⇨CH-NO 1HT-240 000 ALT, (-AC), FOR ALT: 120A, ⇨CH-NO 1HT-240 000 CA, ⇨07/1994 CA, ⇨07/1994 CA, 08/1994⇨ CA, 08/1994⇨
1.8, 1.8 Syncro	11/91-04/99	ACC, ABS, ADZ, ANP	66	1781	<b>11,5X685Ld</b> <b>11,5X755Ld</b> <b>2PJ800</b> <b>2PJ860</b> <b>6PK1033</b> <b>6PK1153</b> <b>6PK1153K1</b> <b>6PK894</b> <b>6PK976</b> <b>CT637</b> <b>CT637K1</b> <b>CT848</b> <b>CT848K4</b>	PS PS, (-AC) 2.FAN 2.FAN ALT, (AUTOM-TP), CH-NO 1HT-240 001 ⇨ ALT, AC ALT, AC ALT, (MANL-TP) ALT, (AUTOM-TP), ⇨CH-NO 1HT-240 000 CA, ⇨MODEL '94 CA, ⇨MODEL '94 CA, MODEL '95⇨ CA, MODEL '95⇨
1.9 D	11/91-08/97	1Y	48	1896	<b>11,5X730Ld</b> <b>11,5X790Ld</b> <b>2PJ800</b> <b>2PJ860</b> <b>6PK1045</b> <b>6PK1045K1</b> <b>6PK1145</b> <b>6PK1145K1</b> <b>6PK923</b> <b>CT867</b> <b>CT867K1</b> <b>CT867K2</b> <b>AP9004</b> <b>VD1084</b> <b>MS13</b>	PS, (-AC) PS, WP, (-AC) 2.FAN, OE-NO 1H0 119 137 2.FAN, OE-NO 1H0 119 137 A ALT, (-AC), (MANL-TP) ALT, (-AC), (MANL-TP) ALT, (-AC) ALT, (-AC) ALT, (-AC), (AUTOM-TP) CA CA, MTR-CODE: 1Y, ⇨MTR-NO 378 364 CA, MTR-CODE: 1Y, MTR-NO 378 365⇨ FOR ART-NO: VD1084
1.9 TDGTD	11/91-08/97	AAZ	55	1896	<b>11,5X730Ld</b> <b>11,5X790Ld</b> <b>2PJ800</b> <b>2PJ860</b> <b>6PK1045</b> <b>6PK1045K1</b> <b>6PK1145</b> <b>6PK1145K1</b> <b>6PK923</b> <b>CT867</b> <b>CT867K1</b> <b>CT867K2</b> <b>AP9004</b> <b>VD1084</b> <b>MS13</b>	PS, (-AC) PS, WP, (-AC) 2.FAN, OE-NO 1H0 119 137 2.FAN, OE-NO 1H0 119 137 A ALT, (-AC), (TENS DAMPER), FOR ALT: 120A ALT, (-AC), (TENS DAMPER), FOR ALT: 120A ALT, (-AC) ALT, (-AC) ALT, (-AC), (TENS DAMPER) CA CA, MTR-CODE: AAZ, ⇨MTR-NO 552 765 CA, MTR-CODE: AAZ, MTR-NO 552 766⇨ FOR ART-NO: VD1084
1.9 TDI	03/94-04/99	1Z, AHU, ALE	66	1896	<b>11,5X730Ld</b>	PS, (-AC)





ContiTech



**VW**

**GOLF III (1H1, 1H5)**

↕					<b>11,5X790Ld</b> <b>2PJ800</b> <b>2PJ860</b> <b>6PK1045</b> <b>6PK1045K1</b> <b>6PK1145</b> <b>6PK1145K1</b> <b>CT867</b> <b>CT867K3</b> <b>CT867K4</b> <b>CT867K4</b> <b>AP9004</b> <b>VD1084</b> <b>MS13</b>	PS, WP, (AC) 2.FAN, OE-NO 1H0 119 137 2.FAN, OE-NO 1H0 119 137 A ALT, (AC) ALT, (AC) ALT, (AC) ALT, (AC) CA CA, MTR-CODE: 1Z, ⇨MTR-NO 289 575 CA, MTR-CODE: AHU, ALE CA, MTR-CODE: 1Z, MTR-NO 289 576⇨	
	04/96-08/97	AFN	81	1896	<b>11,5X730Ld</b> <b>11,5X790Ld</b> <b>2PJ800</b> <b>2PJ860</b> <b>6PK1045</b> <b>6PK1045K1</b> <b>6PK1145</b> <b>6PK1145K1</b> <b>CT867</b> <b>CT867K4</b> <b>AP9004</b> <b>VD1084</b> <b>MS13</b>	PS, (AC) PS, WP, (AC) 2.FAN, OE-NO 1H0 119 137 2.FAN, OE-NO 1H0 119 137 A ALT, (AC) ALT, (AC) ALT, (AC) ALT, (AC) CA CA FOR ART-NO: VD1084	
	2.0	11/91-08/97	2E, ADY, AGG, AKR, ABA	85	1984	<b>11,5X685Ld</b> <b>11,5X755Ld</b> <b>2PJ860</b> <b>6PK1033</b> <b>6PK1153</b> <b>6PK1153K1</b> <b>6PK894</b> <b>6PK976</b> <b>6PK976K3</b> <b>CT630</b> <b>CT630K1</b>	PS, (AC) PS, (AC) 2.FAN ALT, (AC), (AUTOM-TP), CH-NO 1H-T-240 001⇨ ALT, (AC) ALT, (AC) ALT, (AC), (MANL-TP) ALT, (AC), (AUTOM-TP), ⇨CH-NO 1H-T-240 000 ALT, (AC), (AUTOM-TP), ⇨CH-NO 1H-T-240 000 CA CA
	2.8 VR6	01/92-08/97	AAA	128	2792	<b>2PJ800</b> <b>2PJ860</b> <b>7DPK1360</b> <b>7PK1290</b>	2.FAN 2.FAN ALT, PS, AC ALT, PS
<b>GOLF III Cabriolet (1E7)</b>							
1.6	10/94-05/98	AEK, AFT, AKS	74	1595	<b>11,5X685Ld</b> <b>11,5X755Ld</b> <b>6PK1033</b> <b>6PK1153</b> <b>6PK1153K1</b> <b>6PK894</b> <b>6PK976</b> <b>6PK976K3</b> <b>CT848</b> <b>CT848K4</b>	PS PS, (AC) ALT, (AUTOM-TP), CH-NO 1H-T-240 001⇨ ALT, AC ALT, AC ALT, (MANL-TP) ALT, (AUTOM-TP), ⇨CH-NO 1H-T-240 000 ALT, (AUTOM-TP), ⇨CH-NO 1H-T-240 000 CA CA	
1.8	07/93-05/98	AAM	55	1781	<b>11,5X685Ld</b> <b>11,5X755Ld</b> <b>2PJ800</b> <b>2PJ860</b> <b>6PK1033</b> <b>6PK1153</b> <b>6PK1153K1</b> <b>6PK894</b>	PS PS, (AC) 2.FAN 2.FAN ALT, (AUTOM-TP), CH-NO 1H-T-240 001⇨ ALT, AC ALT, AC ALT, (MANL-TP)	





ContiTech



VW

GOLF III Cabriolet (1E7)

↕					<b>6PK976</b> <b>6PK976K3</b> <b>CT848</b> <b>CT848K4</b>	ALT, (AUTOM-TP), ⇨CH-NO 1HT-240 000 ALT, (AUTOM-TP), ⇨CH-NO 1HT-240 000 CA CA				
		ABS, ADZ	66	1781	<b>11,5X685Ld</b> <b>11,5X755Ld</b> <b>2PJ800</b> <b>2PJ860</b> <b>6PK1033</b> <b>6PK1153</b> <b>6PK1153K1</b> <b>6PK894</b> <b>6PK976</b> <b>CT637</b> <b>CT637K1</b>	PS PS, (AC) 2.FAN 2.FAN ALT, (AUTOM-TP), CH-NO 1HT-240 001⇨ ALT, AC ALT, AC ALT, (MANL-TP) ALT, (AUTOM-TP), ⇨CH-NO 1HT-240 000 CA CA				
2.0	07/93-05/98	2E, ADY, AGG, AKR	85	1984	<b>11,5X685Ld</b> <b>11,5X755Ld</b> <b>2PJ800</b> <b>2PJ860</b> <b>6PK1033</b> <b>6PK1153</b> <b>6PK1153K1</b> <b>6PK894</b> <b>6PK976</b> <b>6PK976K3</b> <b>CT630</b> <b>CT630K1</b>	PS PS, (AC) 2.FAN 2.FAN ALT, (AUTOM-TP), CH-NO 1HT-240 001⇨ ALT, AC ALT, AC ALT, (MANL-TP) ALT, (AUTOM-TP), ⇨CH-NO 1HT-240 000 ALT, (AUTOM-TP), ⇨CH-NO 1HT-240 000 CA CA				
<b>GOLF IV (1J1, 1J5)</b> 1.4 16V					08/97-06/06	AHW, AKQ, APE, AXP, BCA	55	1390	<b>6PK1080</b> <b>6PK1080K1</b> <b>6PK1548</b> <b>6PK1548K1</b> <b>CT957(SET)</b> <b>CT957K1</b>  <b>CT957K1</b> <b>CT957K1</b> <b>CT957K1</b> <b>CT957K2</b> <b>CT957K2</b> <b>CT957K3</b> <b>CT957WP1</b> <b>CT957WP1</b> <b>CT957WP1</b>  <b>CT957WP1</b> <b>CT957WP3</b> <b>CT957WP4</b> <b>CT957WP4</b>	ALT, PS, (AC) ALT, PS, (AC) ALT, PS, (AC) ALT, PS, (AC) MTR-CODE: AKQ, AHW, APE, AXP, BCA, CA CA, MTR-CODE: AHW, MTR-NO 164201⇨, ⇨CH-NO 1J-6-050 000 CA, MTR-CODE: AKQ, MTR-NO 241245⇨ CA, MTR-CODE: BCA, ⇨CH-NO 1J-6-050 000 CA, MTR-CODE: APE, AXP CA, MTR-CODE: AHW, ⇨MTR-NO 164200 CA, MTR-CODE: AKQ, ⇨MTR-NO 241244 CA, CH-NO 1J-7-000 001⇨, MTR-CODE: AHW, BCA CA, MTR-CODE: BCA, ⇨CH-NO 1J-6-050 000 CA, MTR-CODE: AKQ, MTR-NO 241245⇨ CA, MTR-CODE: AHW, MTR-NO 164201⇨, ⇨CH-NO 1J-6-050 000 CA, MTR-CODE: APE, AXP CA, CH-NO 1J-7-000 001⇨, MTR-CODE: AHW, BCA CA, MTR-CODE: AHW, ⇨MTR-NO 164200 CA, MTR-CODE: AKQ, ⇨MTR-NO 241244
1.6	08/97-06/05	AEH, AKL, APF, AVU, BFQ, BJH	74-75	1595	<b>6DPK1195</b> <b>6DPK1195K1</b> <b>6PK1120</b> <b>CT908</b> <b>CT908K1</b> <b>CT908WP1</b> <b>AP9001</b>	ALT, (AC) ALT, (AC) ALT, (AC) CA CA CA				
1.6 16V	02/00-06/06	ATN, AUS, AZD, BCB	77	1598	<b>6PK1080</b> <b>6PK1080K1</b> <b>6PK1548</b> <b>6PK1548K1</b>	ALT, PS ALT, PS ALT, PS, AC ALT, PS, AC				







ContiTech



**VW**

**GOLF IV (1J1, 1J5)**

					<b>CT957(SET)</b> <b>CT957K1</b> <b>CT957WP2</b>	CA CA CA
1.6 FSI	01/02-06/06	BAD	81	1598	<b>6PK1080</b> <b>6PK1080K1</b> <b>6PK1538</b> <b>CT957(SET)</b> <b>CT957K1</b> <b>CT957WP2</b>	ALT, (AC) ALT, (AC) ALT, (AC) CA CA CA
1.8 T	08/97-06/05	AGU, AUM, ARZ, AWD, AQA	110	1781	<b>6DPK1195</b> <b>6DPK1195K1</b> <b>6PK1120</b> <b>CT909</b> <b>CT909K2</b> <b>CT909K3</b> <b>CT909K6</b> <b>CT909K7</b> <b>CT909WP1</b> <b>CT909WP4</b> <b>VD1107</b>	ALT, PS, AC ALT, PS, AC ALT, PS CA CA, CH-NO 1J-Y-850 001 ⇨ CA, CH-NO 1J-Y-850 001 ⇨ CA, ⇨CH-NO 1J-Y-850 000 CA, ⇨CH-NO 1J-Y-850 000 CA, CH-NO 1J-Y-850 001 ⇨ CA, ⇨CH-NO 1J-Y-850 000
1.8 T GTI	08/01-06/05	AUQ	132	1781	<b>6DPK1195</b> <b>6DPK1195K1</b> <b>6PK1120</b> <b>CT909</b> <b>CT909K2</b> <b>CT909K3</b> <b>CT909WP1</b> <b>AP9001</b> <b>VD1107</b>	ALT, PS, AC ALT, PS, AC ALT, PS CA CA CA CA CA
1.8, 1.8 4motion	08/97-06/05	AGN, BAF	92	1781	<b>6DPK1195</b> <b>6DPK1195K1</b> <b>6PK1120</b> <b>CT909</b> <b>CT909K2</b> <b>CT909K3</b> <b>CT909K6</b> <b>CT909K7</b> <b>CT909WP1</b> <b>CT909WP4</b> <b>VD1107</b>	ALT, (AC) ALT, (AC) ALT, (AC) CA CA, CH-NO 1J-Y-850 001 ⇨ CA, CH-NO 1J-Y-850 001 ⇨ CA, ⇨CH-NO 1J-Y-850 000 CA, ⇨CH-NO 1J-Y-850 000 CA, CH-NO 1J-Y-850 001 ⇨ CA, ⇨CH-NO 1J-Y-850 000
1.9 SDI	08/97-06/06	AGP, AQM	50	1896	<b>6PK1660</b> <b>6PK1660D1</b>  <b>6PK1660K2</b> <b>6PK906</b> <b>6PK906K3</b> <b>CT1044</b> <b>CT1044</b> <b>CT1044K1</b> <b>CT1044K1</b> <b>CT1044WP1</b> <b>CT1044WP1</b> <b>CT946</b> <b>CT946</b> <b>CT946K1</b> <b>CT946K1</b> <b>AP9001</b> <b>AP9016</b> <b>VD1076</b>	ALT, PS, (AC) ALT, PS, (AC), CH-NO 1J-3B075 001 ⇨, CH-NO 1J3D016 001 ⇨, CH-NO 1J-3P066 001 ⇨, CH-NO 1J-3U205 001 ⇨, CH-NO 1J-3B350 001 ⇨, MTR-CODE: AQM ALT, PS, (AC) ALT, PS, (-AC) ALT, PS, (-AC) CA, WP, MTR-CODE: AGP, MTR-NO 400 001 ⇨ CA, WP, MTR-CODE: AQM, MTR-NO 045 001 ⇨ CA, WP, MTR-CODE: AQM, MTR-NO 030 001 ⇨ CA, WP, MTR-CODE: AGP, MTR-NO 400 001 ⇨ CA, WP, MTR-CODE: AGP, MTR-NO 400 001 ⇨ CA, WP, MTR-CODE: AQM, MTR-NO 030 001 ⇨ CA, WP, MTR-CODE: AGP, ⇨MTR-NO 400 000 CA, WP, MTR-CODE: AQM, ⇨MTR-NO 045 000 CA, WP, MTR-CODE: AGP, ⇨MTR-NO 400 000 CA, WP, MTR-CODE: AQM, ⇨MTR-NO 030 000 CH-NO 1J-3B075 001 ⇨, CH-NO 1J-3D016 001 ⇨,

VW



ContiTech



VW

GOLF IV (1J1, 1J5)



					<b>VD1089</b> <b>MS17</b> <b>MS18</b>	⇨CH-NO 1J-3B075 000, 1J-3D016 000, 1J-3P066 000, 1J-3U205 000, 1J-3W350 000 FOR ART-NO: VD1089 FOR ART-NO: VD1076
1.9 TDI	11/00-06/06	ASZ	96	1896	<b>6DPK1195</b> <b>6DPK1195D1</b> <b>6DPK1195K2</b> <b>6PK1120</b> <b>CT1028</b> <b>CT1028K2</b> <b>CT1028K3</b> <b>CT1028K4</b> <b>CT1028WP2</b> <b>CT1028WP4</b> <b>CT1028WP7</b> <b>AP9001</b> <b>VD1076</b> <b>VD1091</b> <b>MS17</b> <b>MS18</b>	ALT, PS, (AC) ALT, PS, (AC), CH-NO 1J-4D008 312⇨, CH-NO 1J-4U001 139⇨, CH-NO 1J-4W040 232⇨ ALT, PS, (AC) ALT, PS, (-AC) CA, WP CA, WP, ⇨CH-NO 1J-2W592 782, 1J-2U403 276, 1J-2D352 773, 1J-2B123 078, 1J-2P394 000 CA, WP, CH-NO 1J-2W592 783⇨, CH-NO 1J-2U403 277⇨, CH-NO 1J-2D352 774⇨, CH-NO 1J-2B123 079⇨, CH-NO 1J-2P394 001⇨ CA, WP, ⇨CH-NO 1J-2W592 782, 1J-2U403 276, 1J-2D352 773, 1J-2B123 078, 1J-2P394 000 ⇨MODEL '02, CA, WP, CH-NO 1J-2W592 783⇨, CH-NO 1J-2U403 277⇨, CH-NO 1J-2D352 774⇨, CH-NO 1J-2B123 079⇨, CH-NO 1J-2P394 001⇨ MODEL '03⇨, CA, WP ⇨MODEL '02, CA, WP, ⇨CH-NO 1J-2W592 782, 1J-2U403 276, 1J-2D352 773, 1J-2B123 078, 1J-2P394 000 MTR-CODE: ASZ, CH-NO 1J-4D008 312⇨, CH-NO 1J-4U001 139⇨, CH-NO 1J-4W040 232⇨ MTR-CODE: ASZ, ⇨CH-NO 1J-4D008 311, 1J-4U001 138, 1J-4W040 231 FOR ART-NO: VD1091 FOR ART-NO: VD1076
	05/00-06/05	ARL	110	1896	<b>6DPK1195</b> <b>6DPK1195K2</b> <b>6PK1120</b> <b>CT1028</b> <b>CT1028K2</b> <b>CT1028K3</b> <b>CT1028K4</b> <b>CT1028WP5</b> <b>AP9001</b> <b>VD1091</b> <b>MS17</b>	ALT, (AC) ALT, (AC) ALT, (-AC) CA CA, ⇨CH-NO 1J-2W592 782, 1J-2U403 276, 1J-2D352 773, 1J-2B123 078, 1J-2P394 000 CA, CH-NO 1J-2W592 783⇨, CH-NO 1J-2U403 277⇨, CH-NO 1J-2D352 774⇨, CH-NO 1J-2B123 079⇨, CH-NO 1J-2P394 001⇨ CA, ⇨CH-NO 1J-2W592 782, 1J-2U403 276, 1J-2D352 773, 1J-2B123 078, 1J-2P394 000 CA, CH-NO 1J-2W592 783⇨, CH-NO 1J-2U403 277⇨, CH-NO 1J-2D352 774⇨, CH-NO 1J-2B123 079⇨, CH-NO 1J-2P394 001⇨ FOR ART-NO: VD1091
1.9 TDI, 1.9 TDI 4motion	08/99-06/01	AJM, AUJ	85	1896	<b>5PK1432</b> <b>5PK1432K1</b> <b>6DPK1195</b> <b>6DPK1195K2</b> <b>6PK1120</b> <b>CT1028</b> <b>CT1028K1</b> <b>CT1028K2</b> <b>CT1028K2</b> <b>CT1028K4</b> <b>CT1028K4</b> <b>CT1028K4</b> <b>CT1028K5</b> <b>CT1028WP6</b>	ALT, (-AC), MTR-CODE: AUJ ALT, (-AC), MTR-CODE: AUJ ALT, (AC), MTR-CODE: AUJ, AJM ALT, (AC), MTR-CODE: AUJ, AJM ALT, (-AC), MTR-CODE: AJM CA, MTR-CODE: AUJ, AJM CA, MTR-CODE: AJM, ⇨MTR-NO 185 670 CA, MTR-CODE: AUJ CA, MTR-CODE: AJM, MTR-NO 185 671⇨ CA, MTR-CODE: AJM, MTR-NO 185 671⇨ CA, MTR-CODE: AUJ CA, MTR-CODE: AJM, ⇨MTR-NO 185 670 CA, MTR-CODE: AJM, ⇨MTR-NO 185 670





VW

GOLF IV (1J1, 1J5)



				<b>CT1028WP7</b> <b>CT1028WP7</b> <b>AP9001</b> <b>VD1091</b> <b>MS17</b>	CA, MTR-CODE: AUJ CA, MTR-CODE: AJM, CH-NO 185 671 ⇨ FOR ART-NO: VD1091	
09/00-06/06	ATD, AXR	74	1896	<b>6DPK1195</b> <b>6DPK1195D1</b> <b>6DPK1195K2</b> <b>6PK1120</b> <b>CT1028</b> <b>CT1028K2</b>  <b>CT1028K3</b>  <b>CT1028K4</b>  <b>CT1028WP2</b>  <b>CT1028WP4</b> <b>CT1028WP7</b>  <b>AP9001</b> <b>VD1076</b> <b>VD1091</b> <b>MS17</b> <b>MS18</b>	ALT, PS, (AC) ALT, PS, (AC), CH-NO 1J-6-005 001 ⇨ ALT, PS, (AC), MODEL '03 ⇨ ALT, PS, (-AC) CA, WP CA, MTR-CODE: ATD, AXR, ⇨CH-NO 1J-2W592 782, 1J-2U403 276, 1J-2D352 773, 1J-2B123 078, 1J-2P394 000 CA, MTR-CODE: ATD, AXR, CH-NO 1J-2W592 783 ⇨, CH-NO 1J-2U403 277 ⇨, CH-NO 1J-2D352 774 ⇨, CH-NO 1J-2B123 079 ⇨, CH-NO 1J-2P394 001 ⇨ CA, MTR-CODE: ATD, AXR, ⇨CH-NO 1J-2W592 782, 1J-2U403 276, 1J-2D352 773, 1J-2B123 078, 1J-2P394 000 ⇨MODEL '02, CA, MTR-CODE: ATD, AXR, CH-NO 1J-2W592 783 ⇨, CH-NO 1J-2U403 277 ⇨, CH-NO 1J-2D352 774 ⇨, CH-NO 1J-2B123 079 ⇨, CH-NO 1J-2P394 001 ⇨ CA, MTR-CODE: ATD, AXR, MODEL '03 ⇨ ⇨MODEL '02, CA, MTR-CODE: ATD, AXR, ⇨CH-NO 1J-2W592 782, 1J-2U403 276, 1J-2D352 773, 1J-2B123 078, 1J-2P394 000 CH-NO 1J-6-005 001 ⇨ ⇨CH-NO 1J-6-005 000 FOR ART-NO: VD1091 FOR ART-NO: VD1076	
10/97-05/06	AGR, AHF, ALH, ASV	66-81	1896	<b>6PK1660</b> <b>6PK1660D1</b>  <b>6PK1660K1</b> <b>6PK906</b> <b>6PK906K1</b> <b>CT1044</b> <b>CT1044K1</b> <b>CT1044WP1</b> <b>CT946</b> <b>CT946</b> <b>AP9001</b> <b>AP9016</b> <b>VD1076</b>  <b>VD1089</b>  <b>MS17</b> <b>MS18</b>	ALT, PS, (AC) ALT, PS, (AC), CH-NO 1J-3B075 001 ⇨, CH-NO 1J-3D016 001 ⇨, CH-NO 1J-3P066 001 ⇨, CH-NO 1J-3U205 001 ⇨, CH-NO 1J-3B350 001 ⇨ ALT, PS, (AC) ALT, PS, (-AC) ALT, PS, (-AC) CA, WP, MTR-CODE: AGR, MTR-NO 565001 ⇨ CA, WP, MTR-CODE: ALH, MTR-NO 500001 ⇨ CA, WP, MTR-CODE: AGR, ALH CA, WP, MTR-CODE: AGR, ALH CA, WP, MTR-CODE: ALH, ⇨MTR-NO 500000 CA, WP, MTR-CODE: AGR, ⇨MTR-NO 565000 CH-NO 1J-3B075 001 ⇨, CH-NO 1J-3D016 001 ⇨, CH-NO 1J-3P066 001 ⇨, CH-NO 1J-3U205 001 ⇨, CH-NO 1J-3W350 001 ⇨ ⇨CH-NO 1J-3B075 000, 1J-3D016 000, 1J-3P066 000, 1J-3U205 000, 1J-3W350 000 FOR ART-NO: VD1089 FOR ART-NO: VD1076	
2.0	05/99-06/06	AQY, APK, AZJ	85	1984	<b>6DPK1195</b> <b>6DPK1195K1</b> <b>6PK1120</b> <b>CT908</b> <b>CT908K1</b> <b>CT908WP2</b> <b>VD1107</b>	ALT, (AC) ALT, (AC) ALT, (-AC) CA CA CA





ContiTech



**VW**

**GOLF IV (1J1, 1J5)**

	07/98-05/04	AQY, APK, AZG, AZJ, BER	85	1984	<b>6DPK1195</b> <b>6DPK1195K1</b> <b>6PK1120</b> <b>CT908</b> <b>CT908K1</b> <b>CT908WP2</b> <b>AP9001</b> <b>VD1107</b>	ALT, (AC) ALT, (AC) ALT, (-AC) CA CA CA CA
2.0 Bi-Fuel	02/02-06/06	BEH	85	1984	<b>6DPK1195</b> <b>6DPK1195K1</b> <b>6PK1120</b> <b>CT908</b> <b>CT908K1</b> <b>CT908WP2</b> <b>AP9001</b> <b>VD1107</b>	ALT, PS, AC ALT, PS, AC ALT, PS CA CA CA CA
2.3 V5	08/97-10/00	AGZ	110	2324	<b>6DPK1352</b> <b>6PK1285</b> <b>AP9001</b> <b>AP9016</b>	ALT, (AC) ALT, (-AC)
2.8 V6 4motion	03/99-06/05	AQP, AUE, BDE	150	2792	<b>6DPK1320</b> <b>6PK1264</b> <b>AP9001</b>	ALT, (AC) ALT, (-AC)

**GOLF IV Cabriolet (1E7)**

1.6	06/98-06/02	AFT, AKS	74	1595	<b>11,5X685Ld</b> <b>11,5X755Ld</b> <b>2PJ800</b> <b>2PJ860</b> <b>6PK1033</b>  <b>6PK1153</b> <b>6PK1153K1</b> <b>6PK894</b> <b>6PK976</b>  <b>6PK976K3</b>  <b>CT848</b> <b>CT848K4</b>	PS, (-AC) PS, (AC) 2.FAN, COLD COUNTRIES 2.FAN, HOT COUNTRIES ALT, (-AC), (AUTOM-TP), CH-NO 1E-T-012 001⇨, FOR ALT: 120A ALT, (AC) ALT, (AC) ALT, (-AC), (MANL-TP), NOT FOR ALT: 120A ALT, (-AC), (AUTOM-TP), ⇨CH-NO 1E-T-012 000, FOR ALT: 120A ALT, (-AC), (AUTOM-TP), ⇨CH-NO 1E-T-012 000, FOR ALT: 120A CA CA
1.8	06/98-06/02	AAM, ANN	55	1781	<b>11,5X685Ld</b> <b>11,5X755Ld</b> <b>2PJ800</b> <b>2PJ860</b> <b>6PK1033</b>  <b>6PK1153</b> <b>6PK1153K1</b> <b>6PK894</b> <b>6PK976</b>  <b>6PK976K3</b>  <b>CT848</b> <b>CT848K4</b>	PS, (-AC) PS, (AC) 2.FAN, COLD COUNTRIES 2.FAN, HOT COUNTRIES ALT, (-AC), (AUTOM-TP), CH-NO 1E-T-240 001⇨, FOR ALT: 120A ALT, (AC) ALT, (AC) ALT, (-AC), (MANL-TP), NOT FOR ALT: 120A ALT, (-AC), (AUTOM-TP), ⇨CH-NO 1E-T-240 000, FOR ALT: 120A ALT, (-AC), (AUTOM-TP), ⇨CH-NO 1E-T-240 000, FOR ALT: 120A CA CA
2.0	06/98-06/02	AGG, AKR, AWF, AWG, ATU	85	1984	<b>11,5X685Ld</b> <b>11,5X755Ld</b> <b>2PJ800</b> <b>2PJ860</b> <b>6PK1033</b>  <b>6PK1153</b>	PS, (-AC) PS, (AC) 2.FAN, COLD COUNTRIES 2.FAN, HOT COUNTRIES ALT, (-AC), (AUTOM-TP), CH-NO 1E-T-240 001⇨, FOR ALT: 120A ALT, (AC)





VW					
<b>GOLF IV Cabriolet (1E7)</b>					
					<b>6PK1153K1</b> ALT, (AC) <b>6PK894</b> ALT, (-AC), (MANL-TP), NOT FOR ALT: 120A <b>6PK976</b> ALT, (-AC), (AUTOM-TP), ⇨CH-NO 1E-T-240 000, FOR ALT: 120A <b>6PK976K3</b> ALT, (AC), (AUTOM-TP), ⇨CH-NO 1E-T-240 000, FOR ALT: 120A <b>CT630</b> CA <b>CT630K1</b> CA, MTR-CODE: AGG, AKR <b>CT630K4</b> CA, MTR-CODE: ATU, AWF, AWG
<b>GOLF PLUS (5M1, 521)</b>					
1.2 TSI	11/09-12/13	CBZA, CBZB	63-77	1197	<b>6PK1432</b> MTR-CODE: CBZA, CBZB, ALT, (-AC) <b>6PK1693</b> MTR-CODE: CBZA, CBZB, ALT, (AC) <b>AP9012</b>
1.4 16V	01/05-11/06	BCA	55	1390	<b>6PK1100</b> ALT, (AC) <b>6PK1100K1</b> ALT, (AC) <b>6PK737</b> ALT, (AC) <b>CT957(SET)</b> MTR-CODE: BCA, CA <b>CT957K1</b> MTR-CODE: BCA, CA, ⇨CH-NO 1K-6-650 000 <b>CT957K3</b> MTR-CODE: BCA, CA, CH-NO 1K-7-500 001 ⇨ <b>CT957WP1</b> MTR-CODE: BCA, CA, ⇨CH-NO 1K-6-650 000 <b>CT957WP3</b> MTR-CODE: BCA, CA, CH-NO 1K-7-500 001 ⇨
	05/06-12/13	BUD, CGGA	59	1390	<b>6PK1100</b> ALT, PS, (AC) <b>6PK1100K1</b> ALT, PS, (AC) <b>6PK737</b> ALT, PS, (-AC) <b>CT957(SET)</b> CA, MTR-CODE: BUD, CGGA <b>CT957K3</b> CA, MTR-CODE: BUD, CGGA <b>CT957WP3</b> MTR-CODE: BUD, CGGA, CA
1.4 TSI	06/07-12/13	CAXA	90	1390	<b>6PK1090</b> ALT, (AC) <b>6PK1733</b> ALT, (AC) <b>6PK1733K3</b> ALT, (AC) <b>AP9012</b>
	05/06-12/13	BMY, CAVD, CNWA	103-118	1390	<b>5PK491</b> AIRC <b>6PK1600</b> ALT, (AC) <b>6PK1698</b> ALT, (AC) <b>AP9012</b>
1.6	05/05-12/13	BSE, BSF, CCSA, CMXA	75	1595	<b>6PK1045</b> ALT, (AC) <b>6PK1045K2</b> ALT, (AC) <b>6PK900</b> ALT, (AC) <b>CT908</b> CA <b>CT908K1</b> CA <b>CT908WP1</b> CA <b>AP9001</b>
1.6 FSI	01/05-05/08	BLF	85	1598	<b>6PK1090</b> ALT, (-AC) <b>6PK1733</b> ALT, (AC) <b>6PK1733K3</b> ALT, (AC)
1.6 TDI	03/09-12/13	CAYC	77	1598	<b>6PK1070</b> MTR-CODE: CAYB, CAYC, ALT, (AC) <b>6PK1070K1</b> MTR-CODE: CAYB, CAYC, ALT, (AC) <b>6PK842 ELAST</b> MTR-CODE: CAYB, CAYC, ALT, (-AC) <b>6PK842 ELAST T1</b> MTR-CODE: CAYB, CAYC, ALT, (-AC) <b>CT1139</b> MTR-CODE: CAYB, CAYC, CA <b>CT1139K2</b> MTR-CODE: CAYB, CAYC, CA <b>CT1139WP6</b> MTR-CODE: CAYB, CAYC, CA, WP <b>AP9001</b> <b>VD1076</b> MTR-CODE: CAYB, CAYC, ⇨10/2009 <b>MS18</b> FOR ART-NO: VD1076 <b>MS46</b> FOR ART-NO: VD1111
	02/09-12/13	CAYB	66	1598	<b>6PK1070</b> MTR-CODE: CAYB, CAYC, ALT, (AC) <b>6PK1070K1</b> MTR-CODE: CAYB, CAYC, ALT, (AC) <b>6PK842 ELAST</b> MTR-CODE: CAYB, CAYC, ALT, (-AC) <b>6PK842 ELAST T1</b> MTR-CODE: CAYB, CAYC, ALT, (-AC)





ContiTech



VW

GOLF PLUS (5M1, 521)



					<b>CT1139</b> <b>CT1139K2</b> <b>CT1139WP6</b> <b>AP9001</b> <b>VD1076</b> <b>MS46</b>	MTR-CODE: CAYB, CAYC, CA MTR-CODE: CAYB, CAYC, CA MTR-CODE: CAYB, CAYC, CA, WP MTR-CODE: CAYB, CAYC, ⇒10/2009 FOR ART-NO: VD1076, VD1111
1.9 TDI	01/05-01/09	BKC, BLS, BXE	77	1896	<b>6PK1050</b> <b>6PK1050D2</b> <b>6PK1050K1</b> <b>6PK1050K1</b> <b>6PK1050K2</b> <b>6PK948</b> <b>CT1028</b> <b>CT1028K3</b> <b>CT1028WP3</b> <b>AP9001</b> <b>VD1076</b> <b>MS18</b>	ALT, (AC) ALT, (AC) ALT, (AC), MTR-CODE: BKC, CH-NO 1K-5-600 001⇒ ALT, (AC), MTR-CODE: BLS, BXE ALT, (AC), MTR-CODE: BKC, ⇒CH-NO 1K-5-600 000 ALT, (AC) CA, WP CA, WP CA, WP FOR ART-NO: VD1076
	05/05-12/08	BRU, BXF, BXJ	66	1896	<b>6PK1050</b> <b>6PK1050D2</b> <b>6PK1050K1</b> <b>6PK1050K1</b> <b>6PK1050K2</b> <b>6PK948</b> <b>CT1028</b> <b>CT1028K3</b> <b>CT1028WP3</b> <b>AP9001</b> <b>VD1076</b> <b>MS18</b>	ALT, PS, (AC) ALT, PS, (AC) ALT, (AC), MTR-CODE: BXF, BXJ ALT, (AC), MTR-CODE: BRU, CH-NO 1K-6-500 001⇒ ALT, (AC), MTR-CODE: BRU, ⇒CH-NO 1K-6-500 000 ALT, PS, (-AC) CA, WP CA, WP CA, WP FOR ART-NO: VD1076
2.0 FSI	05/05-06/08	BLY, BLR, BVY, BVZ	110	1984	<b>6PK1045</b> <b>6PK1045K2</b> <b>6PK900</b> <b>CT1088</b> <b>CT1088K3</b> <b>CT1088WP4</b> <b>AP9001</b> <b>VD1107</b>	ALT, AC ALT, AC ALT, (-AC) CA CA CA
2.0 TDI	12/05-05/11	BMM	103	1968	<b>6PK1050</b> <b>6PK1050D2</b> <b>6PK1050K1</b> <b>6PK948</b> <b>CT1028</b> <b>CT1028K3</b> <b>CT1028WP4</b> <b>AP9001</b> <b>VD1076</b> <b>MS18</b>	ALT, PS, (AC) ALT, PS, (AC) ALT, PS, (AC) ALT, PS, (-AC) CA, WP CA, WP CA, WP FOR ART-NO: VD1076
	01/09-12/13	CBDC, CLCA	81	1968	<b>6PK1070</b> <b>6PK1070K1</b> <b>6PK842 ELAST</b> <b>6PK842 ELAST T1</b> <b>CT1134</b> <b>CT1134K1</b> <b>CT1134WP2</b> <b>CT1139</b> <b>CT1139K2</b> <b>CT1139WP2</b> <b>CT1139WP6</b> <b>AP9001</b> <b>VD1076</b>	MTR-CODE: CBDA, CBDB, CBDC, CLCA, ALT, (AC) MTR-CODE: CBDA, CBDB, CBDC, CLCA, ALT, (AC) MTR-CODE: CBDA, CBDB, CBDC, CLCA, ALT, (-AC) MTR-CODE: CBDA, CBDB, CBDC, CLCA, ALT, (-AC) MTR-CODE: CBDA, CBDB, CBDC, CA MTR-CODE: CBDA, CBDB, CBDC, CA MTR-CODE: CBDA, CBDB, CBDC, CA, WP MTR-CODE: CLCA, CA MTR-CODE: CLCA, CA MTR-CODE: CLCA, ⇒MODEL '11, CA, WP MTR-CODE: CLCA, MODEL '12⇒, CA, WP MTR-CODE: CBDA, CBDB, CBDC





VW						
GOLF PLUS (5M1, 521)						
2.0 TDI, 2.0 TDI 16V	01/05-12/13	AZV, CBDA, CFHB, BKD, CBDB, CFHC	100-103	1968	<b>MS46</b> <b>6PK1050</b> <b>6PK1050D2</b> <b>6PK1050K2</b> <b>6PK1070</b>  <b>6PK842 ELAST</b>  <b>6PK842 ELAST T1</b>  <b>6PK948</b> <b>CT1051</b> <b>CT1051K1</b> <b>CT1051K2</b> <b>CT1051WP1</b>  <b>CT1051WP2</b>  <b>CT1134</b> <b>CT1134K1</b> <b>CT1134WP2</b> <b>CT1139</b> <b>CT1139K2</b> <b>CT1139WP2</b> <b>CT1139WP6</b> <b>AP9001</b> <b>VD1076</b> <b>MS18</b> <b>MS46</b> <b>MS46</b>	MTR-CODE: AZV, BKD, ALT, (AC) MTR-CODE: AZV, BKD, ALT, (AC) MTR-CODE: AZV, BKD, ALT, (AC) MTR-CODE: CBDA, CBDB, CBDC, CFHB, CFHC, ALT, (AC) MTR-CODE: CBDA, CBDB, CBDC, CFHB, CFHC, ALT, (-AC) MTR-CODE: CBDA, CBDB, CBDC, CFHB, CFHC, ALT, (-AC) MTR-CODE: AZV, BKD, ALT, (AC) MTR-CODE: AZV, BKD, CA CA, MTR-CODE: AZV, BKD, ⇨CH-NO 1K-6-650 000 CA, MTR-CODE: AZV, BKD, CH-NO 1K-7-500 001⇨ CA, WP, MTR-CODE: AZV, BKD, ⇨CH-NO 1K-6-650 000 CA, WP, MTR-CODE: AZV, BKD, CH-NO 1K-7-500 001⇨ MTR-CODE: CBDA, CBDB, CBDC, CA MTR-CODE: CBDA, CBDB, CBDC, CA MTR-CODE: CBDA, CBDB, CBDC, CA, WP MTR-CODE: CFHB, CFHC, CA MTR-CODE: CFHB, CFHC, CA MTR-CODE: CFHB, CFHC, ⇨MODEL '11, CA, WP MTR-CODE: CFHB, CFHC, MODEL '12⇨, CA, WP  MTR-CODE: AZV, BKD, CBDA, CBDB, CBDC MTR-CODE: AZV, BKD, FOR ART-NO: VD1076 MTR-CODE: CFHB, CFHC, FOR ART-NO: VD1111 MTR-CODE: CBDA, CBDB, CBDC, FOR ART-NO: VD1076
GOLF SPORTSVAN (AM1)						
1.2 TSI	04/14-	CYVA, CYVB	63-81	1197	<b>6PK1005</b> <b>6PK745</b> <b>CT1167</b> <b>CT1167K1</b>	ALT, (AC) ALT, (AC) CA CA
1.4 TSI, 1.4 TSI MultiFuel	02/14-	CZDA, CPVB, CZCA	92-110	1395	<b>6PK1005</b> <b>6PK745</b> <b>CT1167</b> <b>CT1167K1</b> <b>CT1169</b>	ALT, (AC) ALT, (AC) CA CA WP
1.6	05/14-	CWVA	81	1598	<b>6PK1005</b> <b>CT1167</b> <b>CT1167K1</b>	ALT, (AC) CA CA
GOLF V (1K1, 1K5)						
1.4 16V	10/03-05/06	BCA	55	1390	<b>6PK1100</b> <b>6PK1100K1</b> <b>6PK737</b> <b>CT957(SET)</b> <b>CT957K1</b> <b>CT957K3</b> <b>CT957WP1</b> <b>CT957WP3</b>	ALT, (AC) ALT, (AC) ALT, (AC) MTR-CODE: BCA, CA MTR-CODE: BCA, CA, ⇨CH-NO 1K-6-250 000 MTR-CODE: BCA, CA, CH-NO 1K-7-000 001⇨ MTR-CODE: BCA, CA, ⇨CH-NO 1K-6-250 000 MTR-CODE: BCA, CA, CH-NO 1K-7-000 001⇨
	05/06-11/08	BUD	59	1390	<b>6PK1100</b> <b>6PK1100K1</b> <b>6PK737</b> <b>CT957(SET)</b> <b>CT957K3</b> <b>CT957WP3</b>	ALT, PS, (AC) ALT, PS, (AC) ALT, PS, (AC) CA, MTR-CODE: BUD CA, MTR-CODE: BUD MTR-CODE: BUD, CA
1.4 FSI	10/03-07/06	BKG, BLN	66	1390	<b>6PK1090</b> <b>6PK1733</b>	ALT, PS, (-AC) ALT, PS, (AC)

VW



ContiTech



VW

GOLF V (1K1, 1K5)

1.4 TSI	05/07-07/09	CAXA	90	1390	<b>6PK1733K3</b> <b>6PK1090</b> <b>6PK1733</b> <b>6PK1733K3</b> <b>AP9012</b>	ALT, PS, (AC) ALT, (-AC) ALT, (AC) ALT, (AC)
	11/05-07/09	CAVD, BLG, BMY	103-125	1390	<b>5PK491</b> <b>6PK1600</b> <b>6PK1698</b> <b>AP9012</b>	AIRC ALT, (-AC) ALT, (AC)
1.6	01/04-07/09	BGU, BSE, BSF, CCSA	75	1595	<b>6PK1045</b> <b>6PK1045K2</b> <b>6PK900</b> <b>CT908</b> <b>CT908K1</b> <b>CT908WP1</b> <b>AP9001</b>	ALT, (AC) ALT, (AC) ALT, (AC) CA CA CA
1.6 FSI	10/03-07/08	BAG, BLF, BLP	85	1598	<b>6PK1190</b> <b>6PK1733</b> <b>6PK1733K3</b>	ALT, PS, (-AC) ALT, PS, (AC) ALT, PS, (AC)
1.9 TDI	10/03-11/08	BKC, BLS, BXE	77	1896	<b>6PK1050</b> <b>6PK1050D2</b> <b>6PK1050K1</b> <b>6PK1050K1</b> <b>6PK1050K2</b> <b>6PK948</b> <b>CT1028</b> <b>CT1028K3</b> <b>CT1028WP3</b> <b>AP9001</b> <b>VD1076</b> <b>MS18</b>	ALT, (AC) ALT, (AC) ALT, (AC), MTR-CODE: BLS, BXE ALT, (AC), MTR-CODE: BKC, CH-NO 1K-5-600 001 → ALT, (AC), MTR-CODE: BKC, →CH-NO 1K-5-600 000 ALT, (-AC) CA, WP CA, WP CA
	05/04-11/08	BRU, BXF, BXJ	66	1896	<b>6PK1050</b> <b>6PK1050D2</b> <b>6PK1050K1</b> <b>6PK1050K1</b> <b>6PK1050K2</b> <b>6PK948</b> <b>CT1028</b> <b>CT1028K3</b> <b>CT1028WP3</b> <b>AP9001</b> <b>VD1076</b> <b>MS18</b>	ALT, (AC) ALT, (AC) ALT, (AC), MTR-CODE: BRU, CH-NO 1K-6-500 001 → ALT, (AC), MTR-CODE: BXF, BXJ ALT, (AC), MTR-CODE: BRU, →CH-NO 1K-6-500 000 ALT, (-AC) CA, WP CA, WP CA, WP
1.9 TDI, 1.9 TDI 4motion	06/07-07/09	BLS, BXE	77	1896	<b>6PK1050</b> <b>6PK1050D2</b> <b>6PK1050K1</b> <b>6PK948</b> <b>CT1028</b> <b>CT1028K3</b> <b>CT1028WP3</b> <b>AP9001</b> <b>VD1076</b> <b>MS18</b>	ALT, (AC) ALT, (AC) ALT, (AC) ALT, (-AC) CA CA CA CA FOR ART-NO: VD1076
2.0 FSI	01/04-11/08	AXW, BLX, BLY, BLR, BVY, BVZ, BVX	110	1984	<b>6PK1045</b> <b>6PK1045K2</b> <b>6PK900</b> <b>CT1056</b> <b>CT1056K1</b> <b>CT1088</b> <b>CT1088K3</b> <b>CT1088WP4</b>	ALT, (AC) ALT, (AC) ALT, (AC) CA, MTR-CODE: AXW CA, MTR-CODE: AXW CA, MTR-CODE: BLX, BLY, BLR, BVX, BVY, BVZ CA, MTR-CODE: BLX, BLY, BLR, BVX, BVY, BVZ CA, MTR-CODE: BLX, BLY, BLR, BVX, BVY, BVZ







VW						
GOLF V (1K1, 1K5)						
2.0 FSI 4motion	08/04-11/08	BLX, BVX	110	1984	<b>AP9001</b> <b>VD1107</b> <b>6PK1045</b> <b>6PK1045K2</b> <b>6PK900</b> <b>CT1088</b> <b>CT1088K3</b> <b>CT1088WP4</b> <b>AP9001</b> <b>VD1107</b>	ALT, (AC) ALT, (AC) ALT, (AC) CA, MTR-CODE: BLX CA, MTR-CODE: BLX CA, MTR-CODE: BLX
	10/04-02/09	AXX, BWA, BPY, CAWB, CCTA, CBFA	147	1984	<b>6PK1054</b> <b>6PK1120</b> <b>6PK955</b> <b>CT1088</b> <b>CT1088K3</b> <b>CT1088WP3</b> <b>CT1143</b> <b>AP9001</b> <b>AP9009</b>	ALT, (AC), MTR-CODE: BWA, AXX, BPY ALT, (AC), MTR-CODE: CCTA, CAWB, CBFA ALT, (AC), MTR-CODE: BWA, AXX, BPY CA, WP, MTR-CODE: BWA, AXX, BPY CA, WP, MTR-CODE: BWA, AXX, BPY WP, MTR-CODE: CCTA, CAWB, CBFA
2.0 GTI	09/06-12/08	BYD	169	1984	<b>6PK1054</b> <b>6PK955</b> <b>CT1088</b> <b>CT1088K3</b> <b>AP9001</b>	MTR-CODE: BYD, ALT, (AC) MTR-CODE: BYD, ALT, (-AC) MTR-CODE: BYD, CA, WP CA
	01/04-11/08	BDK	55	1968	<b>6PK1050</b> <b>6PK1050D2</b> <b>6PK1050K2</b> <b>6PK948</b> <b>CT1028</b> <b>CT1028K3</b> <b>CT1028WP3</b> <b>AP9001</b> <b>VD1076</b> <b>MS18</b>	ALT, (AC) ALT, (AC) ALT, (AC) ALT, (-AC) CA, WP CA, WP CA, WP FOR ART-NO: VD1076
2.0 TDI	11/05-11/08	BMN	125	1968	<b>6PK1050</b> <b>6PK1050D2</b> <b>6PK1050K2</b> <b>6PK948</b> <b>CT1051</b> <b>CT1051K2</b> <b>CT1051WP2</b> <b>AP9001</b> <b>VD1076</b> <b>MS18</b>	MTR-CODE: BMN, ALT, PS, (AC) MTR-CODE: BMN, ALT, PS, (AC) MTR-CODE: BMN, ALT, PS, (AC) MTR-CODE: BMN, ALT, PS, (-AC) MTR-CODE: BMN, CA, WP CA, WP, MTR-CODE: BMN MTR-CODE: BMN, CA, WP FOR ART-NO: VD1076
	10/03-11/08	AZV	100	1968	<b>6PK1050</b> <b>6PK1050D2</b> <b>6PK1050K2</b> <b>6PK1070</b> <b>6PK842 ELAST</b> <b>6PK842 ELAST T1</b> <b>6PK948</b> <b>CT1051</b> <b>CT1051K1</b> <b>CT1051K1</b> <b>CT1051K2</b> <b>CT1051K2</b> <b>CT1051WP1</b> <b>CT1051WP1</b>	MTR-CODE: AZV, BKD, ALT, (AC) MTR-CODE: AZV, BKD, ALT, (AC) MTR-CODE: AZV, BKD, ALT, (AC) MTR-CODE: CBDA, CBDB, CBDC, ALT, (AC) MTR-CODE: CBDA, CBDB, CBDC, ALT, (AC) MTR-CODE: CBDA, CBDB, CBDC, ALT, (-AC) MTR-CODE: AZV, BKD, ALT, (-AC) MTR-CODE: AZV, BKD, CA, WP MTR-CODE: AZV, BKD, ⇒MODEL '05, CA, WP MTR-CODE: AZV, BKD, MODEL '06⇒, CA, WP, ⇒CH-NO 1K-6-250 000 MTR-CODE: AZV, BKD, ⇒MODEL '05, CA, WP MTR-CODE: AZV, BKD, MODEL '06⇒, CA, WP, CH-NO 1K-7-000 001⇒ MTR-CODE: AZV, BKD, MODEL '06⇒, CA, WP, ⇒CH-NO 1K-6-250 000 MTR-CODE: AZV, BKD, ⇒MODEL '05, CA, WP





ContiTech



VW

GOLF V (1K1, 1K5)



					<b>CT1051WP2</b> <b>CT1051WP2</b> <b>CT1134</b> <b>CT1134K1</b> <b>CT1134WP2</b> <b>AP9001</b> <b>VD1076</b> <b>MS18</b>	MTR-CODE: AZV, BKD, MODEL '06⇒, CA, WP, CH-NO 1K-7-000 001⇒ MTR-CODE: AZV, BKD, ⇒MODEL '05, CA, WP MTR-CODE: CBDA, CBDB, CBDC, CA MTR-CODE: CBDA, CBDB, CBDC, CA MTR-CODE: CBDA, CBDB, CBDC, CA, WP FOR ART-NO: VD1076
	12/04-07/09	BMM	103	1968	<b>6PK1050</b> <b>6PK1050D2</b> <b>6PK1050K1</b> <b>6PK948</b> <b>CT1028</b> <b>CT1028K3</b> <b>CT1028WP4</b> <b>AP9001</b> <b>VD1076</b> <b>MS18</b>	ALT, PS, (AC) ALT, PS, (AC) ALT, PS, (AC) ALT, PS, (-AC) CA, WP CA, WP CA, WP FOR ART-NO: VD1076
2.0 TDI 16V	06/07-07/09	BKD, CBDB	103	1968	<b>6PK1050</b> <b>6PK1050D2</b> <b>6PK1050K2</b> <b>6PK1070</b> <b>6PK1070K1</b> <b>6PK842 ELAST</b> <b>6PK842 ELAST T1</b> <b>6PK948</b> <b>CT1051</b> <b>CT1051K1</b> <b>CT1051K2</b> <b>CT1051WP1</b> <b>CT1051WP2</b> <b>CT1134</b> <b>CT1134K1</b> <b>CT1134WP2</b> <b>AP9001</b> <b>VD1076</b> <b>MS18</b>	MTR-CODE: AZV, BKD, ALT, (AC) MTR-CODE: AZV, BKD, ALT, (AC) MTR-CODE: AZV, BKD, ALT, (AC) MTR-CODE: CBDA, CBDB, ALT, (AC) MTR-CODE: CBDA, CBDB, ALT, (AC) MTR-CODE: CBDA, CBDB, ALT, (-AC) MTR-CODE: CBDA, CBDB, ALT, (-AC) MTR-CODE: AZV, BKD, ALT, (AC) MTR-CODE: AZV, BKD, CA, WP CA, WP, MTR-CODE: AZV, BKD, ⇒CH-NO 1K6-250 000 CA, WP, MTR-CODE: AZV, BKD, CH-NO 1K-7-000 001⇒ CA, WP, MTR-CODE: AZV, BKD, ⇒CH-NO 1K6-250 000 CA, WP, MTR-CODE: AZV, BKD, CH-NO 1K-7-000 001⇒ MTR-CODE: CBDA, CBDB, CA, WP MTR-CODE: CBDA, CBDB, CA, WP MTR-CODE: CBDA, CBDB, CA, WP, ⇒04/2012 FOR ART-NO: VD1076
2.0 TDI 16V, 2.0 TDI 16V 4motion	10/03-11/08	BKD	103	1968	<b>6PK1050</b> <b>6PK1050D2</b> <b>6PK1050K2</b> <b>6PK948</b> <b>CT1051</b> <b>CT1051K1</b> <b>CT1051K2</b> <b>CT1051WP1</b> <b>CT1051WP2</b> <b>AP9001</b> <b>VD1076</b> <b>MS18</b>	MTR-CODE: AZV, BKD, ALT, (AC) MTR-CODE: AZV, BKD, ALT, (AC) MTR-CODE: AZV, BKD, ALT, (AC) MTR-CODE: AZV, BKD, ALT, (-AC) MTR-CODE: AZV, BKD, CA, WP MTR-CODE: AZV, BKD, CA, WP, ⇒CH-NO 1K6-250 000 MTR-CODE: AZV, BKD, CA, WP, CH-NO 1K-7-000 001⇒ MTR-CODE: AZV, BKD, CA, WP, ⇒CH-NO 1K6-250 000 MTR-CODE: AZV, BKD, CA, WP, CH-NO 1K-7-000 001⇒ FOR ART-NO: VD1076
<b>GOLF VI (5K1, AJ5)</b> 1.2 TSI	11/08-07/13	CBZA, CBZB	63-77	1197	<b>6PK1432</b>	MTR-CODE: CBZB, ALT, (-AC)





VW					
GOLF VI (5K1, AJ5)					
					<b>6PK1693</b> <b>AP9012</b> MTR-CODE: CBZB, ALT, (AC)
1.4	10/08-11/12	CGGA	59	1390	<b>6PK1100</b> <b>6PK1100K1</b> <b>6PK737</b> <b>CT957(SET)</b> <b>CT957K3</b> <b>CT957WP3</b> ALT, (AC) ALT, (AC) ALT, (AC) MTR-CODE: CGGA, CA MTR-CODE: CGGA, CA MTR-CODE: CGGA, CA
1.4 TSI	10/08-07/13	CAXA	90	1390	<b>6PK1090</b> <b>6PK1733</b> <b>6PK1733K3</b> <b>AP9012</b> ALT, (AC) ALT, (AC) ALT, (AC)
		CAVD, CNWA, CTHD, CTKA	118	1390	<b>5PK491</b> <b>6PK1600</b> <b>6PK1698</b> <b>AP9012</b> AIRC ALT, (-AC) ALT, (AC)
1.6	10/08-07/13	BSE, BSF, CCSA, CMXA	75	1595	<b>6PK1045</b> <b>6PK1045K2</b> <b>6PK900</b> <b>CT908</b> <b>CT908K1</b> <b>CT908WP1</b> <b>AP9001</b> ALT, (AC) ALT, (AC) ALT, (AC) CA CA CA
1.6 BiFuel	03/09-11/12	CHGA	75	1595	<b>6PK1045</b> <b>6PK1045K2</b> <b>6PK900</b> <b>CT908</b> <b>CT908K1</b> <b>AP9001</b> ALT, (AC) ALT, (AC) ALT, (AC) CA CA
1.6 TDI	02/09-07/13	CAYB	66	1598	<b>6PK1070</b> <b>6PK1070K1</b> <b>6PK842 ELAST</b> <b>6PK842 ELAST T1</b> <b>CT1139</b> <b>CT1139K2</b> <b>CT1139WP6</b> <b>AP9001</b> <b>VD1076</b> <b>MS46</b> <b>MS46</b> MTR-CODE: CAYB, CAYC, ALT, (AC) MTR-CODE: CAYB, CAYC, ALT, (AC) MTR-CODE: CAYB, CAYC, ALT, (-AC) MTR-CODE: CAYB, CAYC, ALT, (-AC) MTR-CODE: CAYB, CAYC, CA MTR-CODE: CAYB, CAYC, CA MTR-CODE: CAYB, CAYC, CA, WP MTR-CODE: CAYB, CAYC, ⇒10/2009 FOR ART-NO: VD1111 VD1076
1.6 TDI, 1.6 TDI 4motion	07/09-07/13	CAYC	77	1598	<b>6PK1070</b> <b>6PK1070K1</b> <b>6PK842 ELAST</b> <b>6PK842 ELAST T1</b> <b>CT1139</b> <b>CT1139K2</b> <b>CT1139WP6</b> <b>AP9001</b> <b>VD1076</b> <b>MS18</b> <b>MS46</b> MTR-CODE: CAYB, CAYC, ALT, (AC) MTR-CODE: CAYB, CAYC, ALT, (AC) MTR-CODE: CAYB, CAYC, ALT, (-AC) MTR-CODE: CAYB, CAYC, ALT, (-AC) MTR-CODE: CAYB, CAYC, CA MTR-CODE: CAYB, CAYC, CA MTR-CODE: CAYB, CAYC, CA, WP, MTR-CODE: CAYB, CAYC MTR-CODE: CAYB, CAYC, ⇒10/2009 FOR ART-NO: VD1076, ⇒10/2009 FOR ART-NO: VD1111, 11/2009⇒
2.0 GTI	05/11-11/12	CDLG	173	1984	<b>6PK1054</b> <b>6PK955</b> <b>CT1088</b> <b>CT1088K3</b> <b>CT1088WP3</b> <b>AP9001</b> ALT, (AC) ALT, (AC) CA CA CA
	04/09-11/12	CCZB	155	1984	<b>6PK1120</b> <b>CT1143</b> <b>CT1143WP1</b> <b>AP9009</b> ALT WP WP

VW



ContiTech



VW

Model	Year	Engine	Power	Year	Part Numbers	MTR-CODE
GOLF VI (5K1, AJ5) ↳ 2.0 R 4motion	11/09-11/12	CDLF	199	1984	<b>6PK1054</b> <b>6PK955</b> <b>CT1088</b> <b>CT1088K3</b> <b>AP9001</b>	MTR-CODE: BYD, ALT, (AC) MTR-CODE: BYD, ALT, (-AC) MTR-CODE: BYD, CA, WP CA
2.0 TDI	10/08-11/12	CBDC, CLCA	81	1968	<b>6PK1070</b> <b>6PK1070K1</b> <b>6PK842 ELAST</b> <b>6PK842 ELAST T1</b> <b>CT1134</b> <b>CT1134K1</b> <b>CT1134WP2</b> <b>CT1139</b> <b>CT1139K2</b> <b>CT1139WP2</b> <b>CT1139WP6</b> <b>AP9001</b> <b>VD1076</b> <b>MS46</b>	MTR-CODE: CBDC, CLCA, ALT, (AC) MTR-CODE: CBDC, CLCA, ALT, (AC) MTR-CODE: CBDC, CLCA, ALT, (-AC) MTR-CODE: CBDC, CLCA, ALT, (-AC) MTR-CODE: CBDC, CA MTR-CODE: CBDC, CA MTR-CODE: CBDC, CA, WP MTR-CODE: CLCA, CA MTR-CODE: CLCA, CA MTR-CODE: CLCA, CA MTR-CODE: CLCA, CA, WP MTR-CODE: CLCA, MODEL '11, CA, WP MTR-CODE: CLCA, MODEL '12↔, CA, WP MTR-CODE: CBDC
	04/09-11/12	CBBB, CFGB	125	1968	<b>6PK1070</b> <b>6PK1070K1</b> <b>6PK842 ELAST</b> <b>6PK842 ELAST T1</b> <b>CT1134</b> <b>CT1134K1</b> <b>CT1134WP1</b> <b>CT1139</b> <b>CT1139K2</b> <b>CT1139WP6</b> <b>AP9001</b> <b>VD1076</b> <b>MS46</b>	MTR-CODE: CBBB, CFGB, ALT, (AC) MTR-CODE: CBBB, CFGB, ALT, (AC) MTR-CODE: CBBB, CFGB, ALT, (-AC) MTR-CODE: CBBB, CFGB, ALT, (-AC) MTR-CODE: CBBB, CA MTR-CODE: CBBB, CA MTR-CODE: CBBB, CA, WP MTR-CODE: CFGB, CA MTR-CODE: CFGB, CA MTR-CODE: CFGB, CA, WP MTR-CODE: CBAB, CBBB
2.0 TDI 16V	07/09-07/13	CBDB, CJAA, CFHC, CLCB	103	1968	<b>6PK1070</b> <b>6PK1070K1</b> <b>6PK842 ELAST</b> <b>6PK842 ELAST T1</b> <b>CT1134</b> <b>CT1134K1</b> <b>CT1134WP1</b> <b>CT1134WP2</b> <b>CT1139</b> <b>CT1139K2</b> <b>CT1139WP6</b> <b>AP9001</b> <b>VD1076</b> <b>MS18</b> <b>MS46</b>	MTR-CODE: CBDA, CBDB, CFHB, CFHC, ALT, (AC) MTR-CODE: CBDA, CBDB, CFHB, CFHC, ALT, (AC) MTR-CODE: CBDA, CBDB, CFHB, CFHC, ALT, (-AC) MTR-CODE: CBDA, CBDB, CFHB, CFHC, ALT, (-AC) CA, WP, MTR-CODE: CBDA, CBDB CA, WP, MTR-CODE: CBDA, CBDB MTR-CODE: CBDA, CBDB, CA, WP, 05/2012↔ CA, WP, MTR-CODE: CBDA, CBDB, ↔04/2012 MTR-CODE: CFHB, CFHC, CA, WP MTR-CODE: CFHB, CFHC, CA, WP MTR-CODE: CFHB, CFHC, CA, WP MTR-CODE: CBDA, CBDB FOR ART-NO: VD1076 FOR ART-NO: VD1111
2.0 TDI, 2.0 TDI 4motion	10/08-11/12	CBAA, CFFA, CBAB, CFFB, CJAA	100-103	1968	<b>6PK1070</b> <b>6PK1070K1</b> <b>6PK842 ELAST</b> <b>6PK842 ELAST T1</b> <b>CT1134</b> <b>CT1134K1</b> <b>CT1134WP2</b> <b>CT1139</b> <b>CT1139K2</b> <b>CT1139WP2</b> <b>CT1139WP6</b> <b>AP9001</b> <b>VD1076</b> <b>MS46</b>	MTR-CODE: CBAA, CBAB, CJAA, CFFB, ALT, (AC) MTR-CODE: CBAA, CBAB, CJAA, CFFB, ALT, (AC) MTR-CODE: CBAA, CBAB, CJAA, CFFB, ALT, (AC) MTR-CODE: CBAA, CBAB, CJAA, CFFB, ALT, (AC) MTR-CODE: CBAA, CBAB, CJAA, CA MTR-CODE: CBAA, CBAB, CJAA, CA MTR-CODE: CBAA, CBAB, CJAA, CA, WP MTR-CODE: CFFA, CFFB, CA MTR-CODE: CFFA, CFFB, CA MTR-CODE: CFFA, CFFB, ↔MODEL '11, CA, WP MTR-CODE: CFFA, CFFB, MODEL '12↔, CA, WP MTR-CODE: CBAA, CBAB, CJAA





**VW**

GOLF VI Cabriolet (517)						
↔ 1.2 TSI	03/11-	CBZB	77	1197	∞ ∞ ⊙	<b>6PK1432</b> <b>6PK1693</b> <b>AP9012</b> MTR-CODE: CBZB, ALT, (-AC) MTR-CODE: CBZB, ALT, (AC)
1.2 TSI 16V	11/13-	CYVD	77	1197	∞ ∞	<b>6PK1000</b> <b>6PK745</b> ALT, (AC) ALT, (AC)
1.4 TSI	11/11-	CAXA	90	1390	∞ ∞ ∞ ⊙	<b>6PK1090</b> <b>6PK1733</b> <b>6PK1733K3</b> <b>AP9012</b> ALT, (AC) ALT, (AC) ALT, (AC)
	03/11-	CAVD, CNWA, CTHD, CTKA	118	1390	∞ ∞ ∞ ⊙	<b>5PK491</b> <b>6PK1600</b> <b>6PK1698</b> <b>AP9012</b> AIRC ALT, (AC) ALT, (AC)
1.6 TDI	03/11-	CAYC	77	1598	∞	<b>6PK1070</b> MTR-CODE: CAYB, CAYC, ALT, (AC)
					∞	<b>6PK1070K1</b> MTR-CODE: CAYB, CAYC, ALT, (AC)
					∞	<b>6PK842 ELAST</b> MTR-CODE: CAYB, CAYC, ALT, (-AC)
					∞	<b>6PK842 ELAST T1</b> MTR-CODE: CAYB, CAYC, ALT, (-AC)
					▲▲▲	<b>CT1139</b> MTR-CODE: CAYB, CAYC, CA
					▲▲▲	<b>CT1139K2</b> MTR-CODE: CAYB, CAYC, CA
					▲▲▲	<b>CT1139WP6</b> MTR-CODE: CAYC, CA, WP
⊙	<b>AP9001</b>					
MS46						
2.0 R	01/13-	CDLA	195	1984	∞	<b>6PK1054</b> MTR-CODE: BYD, ALT, (AC)
					∞	<b>6PK955</b> MTR-CODE: BYD, ALT, (-AC)
					▲▲▲	<b>CT1088</b> MTR-CODE: BYD, CA, WP
					▲▲▲	<b>CT1088K3</b> CA
					⊙	<b>AP9001</b>
2.0 TDI	11/11-	CFHC	103	1968	∞	<b>6PK1070</b> ALT, (AC)
					∞	<b>6PK1070K1</b> ALT, (AC)
					∞	<b>6PK842 ELAST</b> ALT, (AC)
					∞	<b>6PK842 ELAST T1</b> ALT, (AC)
					▲▲▲	<b>CT1139</b> CA
					▲▲▲	<b>CT1139K2</b> CA
					▲▲▲	<b>CT1139WP6</b> CA, WP
					⊙	<b>AP9001</b>
					MS46	
					GOLF VII (5G1, BA5, BE1)	
1.0 TSI	05/15-	CHZD	85	999	∞	<b>6PK1000</b> ALT, (AC)
					∞	<b>6PK745</b> ALT, (AC)
1.2 TSI	04/14-	CYVB	81	1197	▲▲▲	<b>CT1167</b> CA
					∞	<b>6PK1005</b> ALT, (AC)
					∞	<b>6PK745</b> ALT, (AC)
1.2 TSI	08/12-	CJZB, CYVA, CJZA	63-77	1197	▲▲▲	<b>CT1167</b> CA
					∞	<b>CT1167K1</b> CA
					∞	<b>6PK1000</b> ALT, (AC), ⇨ 11/2013
					∞	<b>6PK1005</b> ALT, (AC), 11/2013⇨
					∞	<b>6PK737</b> ALT, (AC), ⇨ 11/2013
1.4 GTE Hybrid	05/14-	CUKB	110	1395	∞	<b>6PK745</b> ALT, (AC), 11/2013⇨
					▲▲▲	<b>CT1167</b> CA
					▲▲▲	<b>CT1167K1</b> CA
1.4 TGI CNG, 1.4 TSI, 1.4 TSI MultiFuel	11/12-	CMBA, CXSA, CPVA, CPTA, CHPA, CPWA, CZBA	81-103	1395	▲▲▲	<b>CT1169</b> WP
					∞	<b>6PK1000</b> ALT, (AC), ⇨ 11/2013
					∞	<b>6PK1005</b> ALT, (AC), 11/2013⇨
					∞	<b>6PK737</b> ALT, (AC), ⇨ 11/2013
					∞	<b>6PK745</b> ALT, (AC), 11/2013⇨
1.4 TSI, 1.4 TSI MultiFuel	12/13-	CHPB, CZEА,	92-110	1395	▲▲▲	<b>CT1167</b> CA
					▲▲▲	<b>CT1167K1</b> CA
					▲▲▲	<b>CT1169</b> WP

VW



ContiTech



VW

GOLF VII (5G1, BA5, BE1)

		CZDA, CPVB, CZCA			<b>6PK745</b> <b>CT1167</b> <b>CT1167K1</b> <b>CT1169</b>	ALT, (AC) CA CA WP
1.6	05/14-	CWVA	81	1598	<b>6PK1005</b> <b>CT1167</b> <b>CT1167K1</b>	ALT, (AC) CA CA
1.6 TDI, 1.6 TDI 4motion	05/13-	CLHB, CRKA, CRKB, CXXB, CLHA	66-77	1598	<b>6PK1026</b> <b>6PK799 ELAST</b> <b>6PK799 ELAST T1</b> <b>CT1168</b> <b>CT1168K1</b> <b>AP9022</b> <b>VD1076</b> <b>MS46</b>	ALT, (AC) ALT, (-AC) ALT, (-AC) CA CA FOR ART-NO: VD1076
	08/12-	CLHA, CLHB, CRKA, CRKB, CXXB	66-81	1598	<b>6PK1026</b> <b>6PK799 ELAST</b> <b>6PK799 ELAST T1</b> <b>CT1168</b> <b>CT1168K1</b> <b>VD1076</b> <b>MS46</b>	ALT, (AC) ALT, (-AC) ALT, (-AC) CA CA FOR ART-NO: VD1076
2.0 GTD	04/13-	CUNA	135	1968	<b>AP9022</b> <b>VD1076</b>	
2.0 GTI, 2.0 R 4motion	04/13-	CNTA, CXCA, CHHB, CXDA, CHHA, CJXB, CJXC	155-221	1984	<b>6PK1130</b>	ALT
2.0 TDI	08/12-	CRBB, CRVC	105	1968	<b>CT1168</b> <b>VD1076</b> <b>MS46</b>	CA FOR ART-NO: VD1076
2.0 TDI, 2.0 TDI 4motion	11/12-	CRLB, CKFC, CRMB, CRBC, CRUA	110	1968	<b>6PK1026</b> <b>6PK799 ELAST</b> <b>6PK799 ELAST T1</b> <b>CT1168</b> <b>CT1168K1</b> <b>VD1076</b> <b>MS46</b>	ALT, (AC) ALT, (-AC) ALT, (-AC) CA CA FOR ART-NO: VD1076
		CRVA, CYKB, CRLB, CRBC, CRUA, CRLD	81-110	1968	<b>6PK1026</b> <b>6PK799 ELAST</b> <b>6PK799 ELAST T1</b> <b>CT1168</b> <b>CT1168K1</b> <b>AP9022</b> <b>VD1076</b> <b>MS46</b>	ALT, (AC) ALT, (-AC) ALT, (-AC) CA CA FOR ART-NO: VD1076
<b>JETTA II (19E, 1G2, 165)</b>						
1.3 CAT	06/87-12/91	MH, NZ, 2G	40	1272	<b>11,9X710Ld</b> <b>AVX10X685</b> <b>CT629</b> <b>CT629WP1</b> <b>CT633</b> <b>CT633WP1</b>	ALT, CH-NO MW000001⇒, CH-NO MB000001⇒ ALT, ⇒CH-NO LB300000, LW990000 CA, MTR-NO NZ200001⇒, 2G262740⇒ CA, MTR-NO NZ200001⇒, 2G262740⇒ CA, ⇒MTR-NO NZ200000, 2G262739 CA, ⇒MTR-NO NZ200000, 2G262739
1.6	03/86-10/91	PN, RF	51-53	1595	<b>AVX10X630</b> <b>AVX10X730</b> <b>AVX10X865</b> <b>AVX10X950</b> <b>AVX13X950</b> <b>CT637</b> <b>CT637K1</b>	ALT, (AC) PS ALT, (PS) ALT AC CA CA
	01/84-07/92	EZ, ABN, HM	55	1595	<b>AVX10X630</b>	ALT, (AC)





VW						
<b>JETTA II (19E, 1G2, 165)</b>						
					<b>AVX10X730</b> <b>AVX10X865</b> <b>AVX10X940</b> <b>AVX10X950</b> <b>AVX13X950</b> <b>CT637</b> <b>CT637K1</b>	PS ALT, (PS) ALT, ⇨07/1985 ALT, 07/1985⇨ AC CA CA
1.6 D	01/84-10/91	JP, ME	40	1588	<b>11,9X950Ld</b> <b>AVX10X685</b> <b>AVX10X700</b> <b>AVX10X735</b> <b>AVX13X950</b> <b>CT513</b> <b>CT513K1</b>	ALT ALT, ⇨CH-NO F350000, (AC) ALT, (AC), CH-NO F350001⇨ PS AC CA CA
<b>JETTA III (1K2)</b>						
1.4 TSI	07/06-10/10	BMY	103	1390	<b>5PK491</b> <b>6PK1698</b> <b>AP9012</b>	AIRC, MTR-CODE: BMY ALT, (AC)
	05/07-10/10	CAXA	90	1390	<b>6PK1090</b> <b>6PK1733</b> <b>6PK1733K3</b> <b>AP9012</b>	ALT, (AC) ALT, (AC) ALT, (AC)
1.6	10/05-10/10	BGU, BSE, BSF, CCSA	75	1595	<b>6PK1045</b> <b>6PK1045K2</b> <b>CT908</b> <b>CT908K1</b> <b>CT908WP1</b> <b>AP9001</b>	ALT, (AC) ALT, (AC) CA, MTR-CODE: BSE, BSF CA, MTR-CODE: BSE, BSF CA
1.6 TDI	06/09-10/10	CAYC	77	1598	<b>6PK1070</b> <b>6PK1070K1</b> <b>6PK842 ELAST</b> <b>6PK842 ELAST T1</b> <b>CT1139</b> <b>CT1139K2</b> <b>CT1139WP2</b> <b>CT1139WP6</b> <b>AP9001</b> <b>VD1076</b> <b>MS18</b> <b>MS46</b>	MTR-CODE: CAYB, CAYC, ALT, (AC) MTR-CODE: CAYB, CAYC, ALT, (AC) MTR-CODE: CAYB, CAYC, ALT, (-AC) MTR-CODE: CAYB, CAYC, ALT, (-AC) MTR-CODE: CAYB, CAYC, CA MTR-CODE: CAYB, CAYC, CA ⇨MODEL '10, CA, WP, MTR-CODE: CAYC MODEL '11⇨, CA, WP, MTR-CODE: CAYC MTR-CODE: CAYB, CAYC, ⇨10/2009 FOR ART-NO: VD1076, ⇨10/2009 FOR ART-NO: VD1111, 11/2009⇨
1.9 TDI	08/05-10/10	BKC, BLS, BXE	77	1896	<b>6PK1050</b> <b>6PK1050D2</b> <b>6PK1050K1</b> <b>CT1028</b> <b>CT1028K3</b> <b>CT1028WP3</b> <b>AP9001</b> <b>VD1076</b> <b>MS18</b>	ALT, (AC) ALT, (AC) ALT, (AC) CA, WP CA, WP CA, WP FOR ART-NO: VD1076
2.0 FSI	08/05-10/10	BLX, BLY, BLR, BVY, BVZ	110	1984	<b>6PK1045</b> <b>6PK1045K2</b> <b>CT1088</b> <b>CT1088K3</b> <b>CT1088WP4</b> <b>AP9001</b> <b>VD1107</b>	ALT, (AC) ALT, (AC) CA, MTR-CODE: BLY, BLR, BWA CA CA
2.0 TDI 16V	08/05-10/10	BKD, CBDB, CJAA	103	1968	<b>6PK1050</b> <b>6PK1050D2</b> <b>6PK1050K2</b> <b>6PK1070</b>	MTR-CODE: AZV, BKD, ALT, (AC) MTR-CODE: AZV, BKD, ALT, (AC) MTR-CODE: AZV, BKD, ALT, (AC) MTR-CODE: CBDA, CBDB, CBEA, CJAA, ALT, (AC)





ContiTech



**VW**

**JETTA III (1K2)**



					<b>6PK1070K1</b> <b>6PK842 ELAST</b> <b>6PK842 ELAST T1</b> <b>6PK948</b> <b>CT1051</b> <b>CT1051K1</b>  <b>CT1051K2</b>  <b>CT1051WP1</b> <b>CT1051WP2</b>  <b>CT1134</b> <b>CT1134K1</b> <b>CT1134WP2</b> <b>AP9001</b> <b>VD1076</b> <b>MS18</b>	<p>MTR-CODE: CBDA, CBDB, CBEA, CJAA, ALT, (AC)</p> <p>MTR-CODE: CBDA, CBDB, CBEA, CJAA, ALT, (-AC)</p> <p>MTR-CODE: CBDA, CBDB, CBEA, CJAA, ALT, (-AC)</p> <p>MTR-CODE: AZV, BKD, ALT, (-AC)</p> <p>MTR-CODE: AZV, BKD, CA, WP</p> <p>MTR-CODE: AZV, BKD, CA, WP, ⇨CH-NO 1K6-899 000</p> <p>CA, WP, MTR-CODE: AZV, BKD, CH-NO 1K7-000 001⇨</p> <p>CA, WP, MTR-CODE: AZV, BKD, ⇨CH-NO 1K6-899 000</p> <p>CA, WP, MTR-CODE: AZV, BKD, CH-NO 1K7-000 001⇨</p> <p>MTR-CODE: CBDA, CBDB, CBEA, CJAA, CA, WP</p> <p>MTR-CODE: CBDA, CBDB, CBEA, CJAA, CA, WP</p> <p>MTR-CODE: CBDA, CBDB, CJAA, CA, WP</p> <p>MTR-CODE: AZV, BKD, CBDA, CBDB, CJAA</p> <p>FOR ART-NO: VD1076</p>
2.0 TFSI	10/05-10/10	AXX, BWA, BPY, CAWB, CCTA, CBFA, CCZA	147	1984	<b>6PK1054</b> <b>6PK1120</b> <b>6PK955</b> <b>CT1088</b> <b>CT1088K3</b> <b>CT1088WP3</b> <b>CT1143</b> <b>CT1143WP1</b> <b>AP9001</b>	<p>ALT, (AC), MTR-CODE: BWA, BPY</p> <p>ALT, (AC), MTR-CODE: CCTA, CAWB, CBFA</p> <p>ALT, (-AC), MTR-CODE: BWA, BPY</p> <p>CA, WP, MTR-CODE: BWA, BPY</p> <p>CA, WP, MTR-CODE: BWA, BPY</p> <p>CA, WP, MTR-CODE: BWA, BPY</p> <p>WP, MTR-CODE: CCTA, CAWB, CBFA</p> <p>WP, MTR-CODE: CAWB, CCTA</p>
2.5 FSI	01/06-10/10	BTK, BGP	110	2480	<b>5PK1060</b> <b>5PK925</b>	<p>ALT, (AC)</p> <p>ALT, (-AC)</p>
<b>JETTA IV (162, 163)</b>						
1.2 TSI	02/11-	CBZB	77	1197	<b>6PK1432</b> <b>6PK1693</b> <b>AP9012</b>	<p>ALT, (AC)</p> <p>ALT, (AC)</p>
1.4 TSI	05/11-	CAXA, CMSB	90	1390	<b>6PK1090</b> <b>6PK1733</b> <b>6PK1733K3</b> <b>AP9001</b> <b>AP9009</b> <b>AP9012</b>	<p>ALT, (AC)</p> <p>ALT, (AC)</p> <p>ALT, (AC)</p>
1.6	12/11-	CFNA, CLRA	77	1598	<b>6PK1070</b> <b>AP9012</b>	<p>ALT</p>
1.6 TDI	02/11-	CAYC	77	1598	<b>6PK1070</b> <b>6PK1070K1</b> <b>6PK842 ELAST</b> <b>6PK842 ELAST T1</b> <b>CT1139</b> <b>CT1139K2</b> <b>CT1139WP6</b> <b>AP9001</b> <b>MS46</b>	<p>MTR-CODE: CAYB, CAYC, ALT, (AC)</p> <p>MTR-CODE: CAYB, CAYC, ALT, (AC)</p> <p>MTR-CODE: CAYB, CAYC, ALT, (-AC)</p> <p>MTR-CODE: CAYB, CAYC, ALT, (-AC)</p> <p>MTR-CODE: CAYB, CAYC, CA</p> <p>MTR-CODE: CAYB, CAYC, CA</p> <p>MTR-CODE: CAYC, CA, WP</p>
2.0 TDI	02/11-	CFFB, CJAA, CFHC, CLCB	103	1968	<b>6PK1070</b> <b>6PK1070K1</b> <b>6PK842 ELAST</b> <b>6PK842 ELAST T1</b> <b>CT1134</b> <b>CT1134K1</b> <b>CT1134WP1</b> <b>CT1134WP2</b> <b>CT1139</b> <b>CT1139K2</b>	<p>ALT, (AC)</p> <p>ALT, (AC)</p> <p>ALT, (AC)</p> <p>ALT, (AC)</p> <p>MTR-CODE: CJAA, CA</p> <p>MTR-CODE: CJAA, CA</p> <p>MTR-CODE: CJAA, 05/2012⇨, CA, WP</p> <p>MTR-CODE: CJAA, ⇨04/2012, CA, WP</p> <p>MTR-CODE: CLCB, CLCA, CFHC, CFFB, CA</p> <p>MTR-CODE: CLCA, CLCB, CFHC, CFFB, CA</p>







VW						
<b>JETTA IV (162, 163)</b>						
					<b>CT1139WP6</b> <b>AP9001</b> <b>VD1076</b> <b>MS18</b> <b>MS46</b>	MTR-CODE: CLCB, CLCA, CFHC, CFFB, CA, WP
2.0 TSI	12/12-	CPLA, CPPA	155	1984	<b>AP9009</b>	MTR-CODE: CJAA FOR ART-NO: VD1076 FOR ART-NO: VD1111
<b>KAEFER</b>						
1200 1.2	01/60-12/85	D	25	1192	<b>AVX10X900</b>	ALT
<b>KAEFER Cabriolet (15)</b>						
1302,1303 1.6	07/70-06/79	AD	37	1584	<b>AVX10X905</b>	ALT
<b>LT 28-35 II (2DB, 2DE, 2DK)</b>						
2.5 TDI	05/99-07/06	ANJ, AVR	80	2461	<b>6PK1715</b> <b>6PK1715D1</b> <b>6PK1750</b> <b>6PK1750D1</b> <b>6PK2080</b> <b>6PK2120</b> <b>6PK2145</b> <b>6PK2145</b> <b>6PK2170</b> <b>CT914</b> <b>CT914K1</b> <b>CT939</b> <b>CT939K2</b> <b>CT939WP2</b> <b>VD1002</b> <b>MS05</b> <b>MS42</b>	ALT, (AC), CH-NO 2D-Y-009 087⇨ ALT, (AC), CH-NO 2D-Y-009 087⇨ ALT, (AC), ⇨CH-NO 2D-Y-009 086 ALT, (AC), ⇨CH-NO 2D-Y-009 086 ALT, 2.GEN, 08/2003⇨ ALT, 2.GEN, ⇨08/2003 ALT, 2.HYPD, CH-NO 2D-Y-009 206⇨ ALT, (AC) ALT, 2.HYPD, ⇨CH-NO 2D-Y-009 205 INJP INJP CA CA CA
	05/01-07/06	BBE, BBF	61-70	2461	<b>6PK1715</b> <b>6PK1715D1</b> <b>6PK1750</b> <b>6PK1750D1</b> <b>6PK2080</b> <b>6PK2145</b> <b>6PK2145</b> <b>6PK2170</b> <b>CT914</b> <b>CT914K1</b> <b>CT939</b> <b>CT939K2</b> <b>CT939WP2</b> <b>VD1002</b> <b>MS05</b> <b>MS42</b>	ALT, (AC), CH-NO 2D-Y-009 087⇨ ALT, (AC), CH-NO 2D-Y-009 087⇨ ALT, (AC), ⇨CH-NO 2D-Y-009 086 ALT, (AC), ⇨CH-NO 2D-Y-009 086 ALT, 2.GEN ALT, (AC) ALT, 2.HYPD, CH-NO 2D-Y-009 206⇨ ALT, 2.HYPD, ⇨CH-NO 2D-Y-009 205 INJP INJP CA CA CA, ⇨CH-NO 2D-6-020 000 FOR ART-NO: VD1002 FOR ART-NO: VD1002
<b>LT 28-46 II (2DA, 2DD, 2DH)</b>						
2.3	05/96-07/06	AGL	105	2295	<b>6PK2115</b> <b>6PK2215</b>	ALT, WP, PS ALT, WP, AC, PS
2.5 SDI	09/96-07/06	AGX	55	2461	<b>6PK1715</b> <b>6PK1715D1</b> <b>6PK1750</b> <b>6PK1750D1</b> <b>6PK2080</b> <b>6PK2120</b> <b>6PK2145</b> <b>6PK2145</b> <b>6PK2170</b> <b>CT914</b> <b>CT914K1</b> <b>CT939</b> <b>CT939K3</b> <b>CT939WP3</b> <b>VD1002</b>	ALT, (AC), CH-NO 2D-Y-009 087⇨ ALT, (AC), CH-NO 2D-Y-009 087⇨ ALT, (AC), ⇨CH-NO 2D-Y-009 086 ALT, (AC), ⇨CH-NO 2D-Y-009 086 ALT, 2.GEN, 08/2003⇨ ALT, 2.GEN ALT, 2.HYPD, CH-NO 2D-Y-009 206⇨ ALT, (AC) ALT, 2.HYPD, ⇨CH-NO 2D-Y-009 205 INJP INJP CA CA CA

VW



ContiTech



VW

LT 28-46 II (2DA, 2DD, 2DH)

					<b>MS05</b> <b>MS42</b>	FOR ART-NO: VD1002 FOR ART-NO: VD1002
2.5 TDI	05/99-07/06	APA, ANJ, AVR	66-80	2461	<b>6PK1715</b> <b>6PK1715D1</b> <b>6PK1750</b> <b>6PK1750D1</b> <b>6PK2080</b> <b>6PK2120</b> <b>6PK2145</b> <b>6PK2145</b> <b>6PK2170</b> <b>CT914</b> <b>CT914K1</b> <b>CT939</b> <b>CT939K2</b> <b>CT939WP2</b> <b>VD1002</b> <b>MS05</b> <b>MS42</b>	ALT, (-AC), CH-NO 2D-Y-009 087⇒ ALT, (-AC), CH-NO 2D-Y-009 087⇒ ALT, (-AC), ⇒CH-NO 2D-Y-009 086 ALT, (-AC), ⇒CH-NO 2D-Y-009 086 ALT, 2.GEN, 08/2003⇒ ALT, 2.GEN, ⇒08/2003 ALT, (AC) ALT, 2.HYPD, CH-NO 2D-Y-009 206⇒ ALT, 2.HYPD, ⇒CH-NO 2D-Y-009 205 INJP INJP CA CA CA
	05/01-07/06	BBE, BBF	61-70	2461	<b>6PK1715</b> <b>6PK1715D1</b> <b>6PK1750</b> <b>6PK1750D1</b> <b>6PK2080</b> <b>6PK2145</b> <b>6PK2145</b> <b>6PK2170</b> <b>CT914</b> <b>CT914K1</b> <b>CT939</b> <b>CT939K2</b> <b>CT939WP2</b> <b>VD1002</b> <b>MS05</b> <b>MS42</b>	ALT, (-AC), CH-NO 2D-Y-009 087⇒ ALT, (-AC), CH-NO 2D-Y-009 087⇒ ALT, (-AC), ⇒CH-NO 2D-Y-009 086 ALT, (-AC), ⇒CH-NO 2D-Y-009 086 ALT, 2.GEN ALT, 2.HYPD, CH-NO 2D-Y-009 206⇒ ALT, (AC) ALT, 2.HYPD, ⇒CH-NO 2D-Y-009 205 INJP INJP CA CA CA, ⇒CH-NO 2D-6-020 000
	05/96-08/99	AHD	75	2461	<b>6PK1715</b> <b>6PK1715D1</b> <b>6PK1750</b> <b>6PK1750D1</b> <b>6PK2120</b> <b>6PK2145</b> <b>6PK2145</b> <b>6PK2170</b> <b>CT914</b> <b>CT914K1</b> <b>CT939</b> <b>CT939K2</b> <b>CT939WP2</b> <b>VD1002</b> <b>MS05</b> <b>MS42</b>	ALT, (-AC), CH-NO 2D-Y-009 087⇒ ALT, (-AC), CH-NO 2D-Y-009 087⇒ ALT, (-AC), ⇒CH-NO 2D-Y-009 086 ALT, (-AC), ⇒CH-NO 2D-Y-009 086 ALT, 2.GEN ALT, 2.HYPD, CH-NO 2D-Y-009 206⇒ ALT, (AC) ALT, 2.HYPD, ⇒CH-NO 2D-Y-009 205 INJP INJP CA CA CA
2.8 TDI	01/99-07/06	ATA	96	2799	<b>AVX10X900</b> <b>6PK1642</b> <b>6PK2000</b> <b>6PK2130</b>	VACP ALT, (-AC) 2.GEN, HYDP, (2x ALT) ALT, (AC)
	04/02-07/06	AUH, BCQ	116	2799	<b>6PK1685</b> <b>6PK2155</b> <b>AP9033</b>	MTR-CODE: AUH, BCQ, ALT, (-AC) MTR-CODE: AUH, BCQ, ALT, (AC)
<b>LT 28-46 II (2DC, 2DF, 2DG, 2DL, 2DM)</b>						
2.5 TDI	05/99-07/06	ANJ, AVR	80	2461	<b>6PK1715</b> <b>6PK1715D1</b>	ALT, (-AC), CH-NO 2D-Y-009 087⇒ ALT, (-AC), CH-NO 2D-Y-009 087⇒





VW						
LT 28-46 II (2DC, 2DF, 2DG, 2DL, 2DM)						
					<b>6PK1750</b> <b>6PK1750D1</b> <b>6PK2080</b> <b>6PK2120</b> <b>6PK2145</b> <b>6PK2145</b> <b>6PK2170</b> <b>CT914</b> <b>CT914K1</b> <b>CT939</b> <b>CT939K2</b> <b>CT939WP2</b> <b>VD1002</b> <b>MS05</b> <b>MS42</b>	ALT, (AC), ⇨CH-NO 2D-Y-009 086 ALT, (AC), ⇨CH-NO 2D-Y-009 086 ALT, 2.GEN, 08/2003⇨ ALT, 2.GEN, ⇨08/2003 ALT, 2.HYPD, CH-NO 2D-Y-009 206⇨ ALT, (AC) ALT, 2.HYPD, ⇨CH-NO 2D-Y-009 205 INJP INJP CA CA CA
	05/01-07/06	BBE, BBF	61-70	2461	<b>6PK1715</b> <b>6PK1715D1</b> <b>6PK1750</b> <b>6PK1750D1</b> <b>6PK2080</b> <b>6PK2145</b> <b>6PK2145</b> <b>6PK2170</b> <b>CT914</b> <b>CT914K1</b> <b>CT939</b> <b>CT939K2</b> <b>CT939WP2</b> <b>VD1002</b> <b>MS05</b> <b>MS42</b>	ALT, (AC), CH-NO 2D-Y-009 087⇨ ALT, (AC), CH-NO 2D-Y-009 087⇨ ALT, (AC), ⇨CH-NO 2D-Y-009 086 ALT, (AC), ⇨CH-NO 2D-Y-009 086 ALT, 2.GEN ALT, (AC) ALT, 2.HYPD, CH-NO 2D-Y-009 206⇨ ALT, 2.HYPD, ⇨CH-NO 2D-Y-009 205 INJP INJP CA CA CA, ⇨CH-NO 2D-6-020 000 FOR ART-NO: VD1002 FOR ART-NO: VD1002
2.8 TDI	04/02-07/06	AUH, BCQ	116	2799	<b>6PK1685</b> <b>6PK2155</b> <b>AP9033</b>	MTR-CODE: AUH, BCQ, ALT, (-AC) MTR-CODE: AUH, BCQ, ALT, (AC)
<b>LUPO (6X1, 6E1)</b>						
1.0	10/98-05/00	AHT	37	997	<b>6PK1480</b> <b>6PK1520</b> <b>6PK1880</b>	ALT, (-PS), (AC), MTR-CODE: AHT ALT, (PS), (-AC), MTR-CODE: AHT ALT, (PS), (AC), MTR-CODE: AHT
	09/98-07/05	AER, ALL, ALD, ANV, AUC	37	999	<b>6PK1070</b> <b>6PK1070K2</b> <b>6PK1125</b> <b>6PK751</b> <b>CT846</b> <b>CT846K1</b> <b>CT846K2</b> <b>CT846WP1</b> <b>CT846WP2</b>	ALT, (PS), (-AC), MTR-CODE: AER, AUC, ALL, ALD, ANV ALT, (PS), (-AC), MTR-CODE: AER, AUC, ALL, ALD, ANV ALT, (PS), (AC), MTR-CODE: AER, AUC, ALL, ALD, ANV ALT, (-PS), (-AC), MTR-CODE: AER, AUC, ALL, ALD, ANV CA, MTR-CODE: AER, ALL, ALD, ANV, AUC CA, MTR-CODE: AER, ALL, ALD, ANV, AUC, ⇨CH-NO 6X-Y-060 000 CA, MTR-CODE: AER, ALL, ANV, ALD, AUC, CH-NO 6X-Y-060 001⇨ CA, MTR-CODE: AER, ALL, ALD, ANV, AUC, ⇨CH-NO 6X-Y-060 000 CA, MTR-CODE: AER, ALL, ANV, ALD, AUC, CH-NO 6X-Y-060 001⇨
1.2 TDI 3L	07/99-07/05	ANY, AYZ	45	1191	<b>6PK858</b> <b>6PK995</b> <b>6PK995K1</b> <b>CT1090</b> <b>CT1090K1</b> <b>CT1090K2</b> <b>AP9001</b>	ALT, PS, (-AC) ALT, PS, (AC) ALT, PS, (AC) CA CA CA
1.4	10/00-07/05	AUD	44	1390	<b>6PK1070</b> <b>6PK1070K2</b>	ALT, (PS), (-AC) ALT, (PS), (-AC)

VW



ContiTech



VW

**VW**

**LUPO (6X1, 6E1)**



					<b>6PK1125</b> <b>6PK751</b> <b>CT846</b> <b>CT846K2</b> <b>CT846WP2</b>	ALT, (PS), (AC) ALT, (-PS), (-AC) CA CA CA
1.4 16V	09/98-07/05	AHW, AKQ, APE, AUA, BBY	55	1390	<b>6PK1070</b> <b>6PK1125</b> <b>CT957(SET)</b> <b>CT957K1</b> <b>CT957K1</b> <b>CT957K1</b> <b>CT957K2</b> <b>CT957K2</b> <b>CT957WP1</b> <b>CT957WP1</b> <b>CT957WP1</b> <b>CT957WP4</b> <b>CT957WP4</b>	ALT, (PS), (-AC) ALT, (PS), (AC) CA CA, MTR-CODE: AHW, MTR-NO 164201 ⇨ MTR-CODE: AKQ, CA, MTR-NO 241245 ⇨ MTR-CODE: APE, AUA, BBY, CA MTR-CODE: AKQ, CA, ⇨MTR-NO 241244 CA, MTR-CODE: AHW, ⇨MTR-NO 164200 MTR-CODE: AHW, CA, MTR-NO 164201 ⇨ MTR-CODE: AKQ, CA, MTR-NO 241245 ⇨ MTR-CODE: APE, AUA, BBY, CA CA, MTR-CODE: AKQ, ⇨MTR-NO 241244 CA, MTR-CODE: AHW, ⇨MTR-NO 164200
1.4 TDI	01/99-07/05	AMF	55	1422	<b>6DPK1188</b> <b>6PK1120</b> <b>CT1028</b> <b>CT1028K1</b>  <b>CT1028K2</b>  <b>CT1028K3</b> <b>CT1028K4</b>  <b>CT1028K5</b>  <b>CT1028WP1</b>  <b>CT1028WP3</b> <b>AP9001</b> <b>MS37</b>	ALT, PS, (AC) ALT, PS, (-AC) CA, WP CA, WP, ⇨MTR-NO AMF 011 494, ⇨CH-NO 6X-2-040 000 CA, WP, MTR-NO AMF 011 495 ⇨, ⇨CH-NO 6X-2-040 000 CA, WP, CH-NO 6X-2-040 001 ⇨ CA, WP, MTR-NO AMF 011 495 ⇨, ⇨CH-NO 6X-2-040 000 CA, WP, ⇨MTR-NO AMF 011 494, ⇨CH-NO 6X-2-040 000 CA, CH-NO 6X-2-040 001 ⇨, ⇨CH-NO 6X-2-100 000 CA, CH-NO 6X-2-100 001 ⇨
1.7 SDI	09/98-07/05	AKU	44	1716	<b>5PK1219</b> <b>CT1012</b> <b>CT1012K1</b> <b>CT1012K2</b> <b>AP9057</b>	ALT, PS CA CA CA

**MULTIVAN V (7HM, 7HN, 7HF, 7EF, 7EM, 7EN)**

1.9 TDI	04/03-11/09	AXB	77	1896	<b>6DPK1195</b> <b>6DPK1195</b> <b>6DPK1195D1</b>  <b>6DPK1195K2</b> <b>6DPK1195K2</b> <b>6DPK1215</b> <b>6DPK1215</b> <b>6DPK1215D1</b> <b>6DPK1215D1</b> <b>6PK1120</b> <b>6PK1120</b> <b>6PK1138</b> <b>6PK1138</b> <b>CT1028</b> <b>CT1028K3</b> <b>CT1028WP3</b> <b>AP9001</b> <b>VD1076</b> <b>VD1091</b>	ALT, PS, (AC), ⇨CH-NO 7H-6X022 356 ALT, PS, (AC), ⇨CH-NO 7H-6H079 890 ALT, PS, (AC), CH-NO 7H-5-075 001 ⇨, ⇨CH-NO 7H-6H079 890, 7H-6X022 356 ALT, PS, (AC), ⇨CH-NO 7H-6H079 890 ALT, PS, (AC), ⇨CH-NO 7H-6X022 356 ALT, PS, (AC), CH-NO 7H-6H079 891 ⇨ ALT, PS, (AC), CH-NO 7H-6X022 357 ⇨ ALT, PS, (AC), CH-NO 7H-6H079 891 ⇨ ALT, PS, (AC), CH-NO 7H-6X022 357 ⇨ ALT, PS, (-AC), ⇨CH-NO 7H-6H079 890 ALT, PS, (-AC), ⇨CH-NO 7H-6X022 356 ALT, PS, (-AC), CH-NO 7H-6H079 891 ⇨ ALT, PS, (-AC), CH-NO 7H-6X022 357 ⇨ CA, WP CA, WP CA, WP MTR-CODE: AXB, AXC, CH-NO 7J-5-022 001 ⇨ MTR-CODE: AXB, AXC, ⇨CH-NO 7J-5-022 000
---------	-------------	-----	----	------	--	---





VW							
MULTIVAN V (7HM, 7HN, 7HF, 7EF, 7EM, 7EN)							
↔					<b>MS17</b> <b>MS18</b>	FOR ART-NO: VD1091 FOR ART-NO: VD1076	
	06/06-11/09	BRS	75	1896	<b>6DPK1195</b> <b>6DPK1195K2</b> <b>6DPK1195K2</b> <b>6DPK1215</b>  <b>6DPK1215D1</b> <b>6PK1138</b>  <b>CT1028</b> <b>CT1028K3</b> <b>CT1028WP3</b> <b>AP9001</b> <b>VD1076</b> <b>MS17</b> <b>MS18</b>	ALT, (AC) ALT, (AC), ⇨CH-NO 7H-6H079890 ALT, (AC), ⇨CH-NO 7H-6X022356 ALT, (AC), CH-NO 7J-6-000 001⇨, CH-NO 7H-6-000 001⇨, ⇨CH-NO 7J-6-050 000, 7H-6-200 000 ALT, PS, (AC) ALT, (AC), CH-NO 7J-6-000 001⇨, CH-NO 7H-6-000 001⇨, ⇨CH-NO 7J-6-050 000, 7H-6-200 000 CA, WP CA, WP CA, WP	
	2.0	11/03-	AXA	85	1984	<b>6DPK1195</b> <b>6DPK1195K1</b> <b>6PK1120</b> <b>CT908</b> <b>CT908K1</b> <b>CT908WP2</b> <b>AP9001</b> <b>VD1107</b>	ALT, PS, AC ALT, PS, AC ALT, PS CA CA CA
	2.0 TDI, 2.0 BITDI, 2.0 BiTDI 4motion	09/09-	CAAC, CCHA, CFCA	103-132	1968	<b>6PK1080</b>  <b>6PK1555</b>  <b>CT1139</b>  <b>CT1139K2</b>  <b>CT1139WP6</b>  <b>AP9022</b> <b>MS46</b>	MTR-CODE: CAAA, CAAB, CAAC, CAAE, CCHA, CCHB, CFCA, ALT, (-AC) MTR-CODE: CAAA, CAAB, CAAC, CAAE, CCHA, CCHB, CFCA, ALT, (AC) MTR-CODE: CAAA, CAAB, CAAC, CAAE, CCHA, CCHB, CFCA, CA MTR-CODE: CAAA, CAAB, CAAC, CAAE, CCHA, CCHB, CFCA, CA MTR-CODE: CAAA, CAAB, CAAC, CAAE, CCHA, CCHB, CFCA, CA, WP
2.5 TDI, 2.5 TDI 4motion	04/03-11/09	AXD, BNZ, AXE, BPC	96-128	2461	<b>AP9030</b>	ALT, AC	
<b>MULTIVAN VI (SGF, SGM, SGN)</b>							
2.0 TDI, 2.0 TDI 4motion	04/15-	CAAB, CXGB, CAAC, CFCA, CXEB, CXFA, CXHA	75-150	1968	<b>AP9022</b>		
<b>NEW BEETLE (9C1, 1C1)</b>							
1.4	11/01-09/10	BCA	55	1390	<b>6PK1080</b> <b>6PK1080K1</b> <b>6PK1153</b>  <b>6PK1548</b>  <b>CT957(SET)</b> <b>CT957K1</b> <b>CT957WP1</b>	ALT, PS ALT, PS ALT, PS, AC, MTR-CODE: BCA, CH-NO 9C-2-610158⇨ ALT, PS, AC, MTR-CODE: BCA, ⇨CH-NO 9C-2-610157 CA CA CA	
1.6	06/00-09/10	AYD, BFS	75	1595	<b>6DPK1195</b> <b>6DPK1195K1</b> <b>6PK1120</b> <b>CT908</b> <b>CT908K1</b> <b>CT908WP1</b> <b>AP9001</b>	ALT, PS, (AC) ALT, PS, (AC) ALT, PS, (-AC) CA CA CA	





ContiTech



VW

NEW BEETLE (9C1, 1C1)

↔ 1.9 TDI

02/01-09/10	ATD, BEW	74	1896	<b>6DPK1195</b> <b>6DPK1195K2</b> <b>6PK1120</b> <b>CT1028</b> <b>CT1028K2</b> <b>CT1028K3</b> <b>CT1028K3</b> <b>CT1028K4</b> <b>CT1028WP4</b> <b>CT1028WP4</b> <b>AP9001</b> <b>VD1076</b> <b>VD1091</b> <b>MS17</b> <b>MS17</b>	ALT, PS, (AC) ALT, PS, (AC) ALT, PS, (-AC) MTR-CODE: ATD, BEW, CA, WP MTR-CODE: ATD, CA, WP, ↔CH-NO 9C-2-613 920 MTR-CODE: ATD, CA, WP, CH-NO 9C-2-613 921↔ MTR-CODE: BEW, CA, WP MTR-CODE: ATD, CA, WP, ↔CH-NO 9C-2-613 920 MTR-CODE: BEW, CA, WP CH-NO 9C-2-613 921↔, MTR-CODE: ATD, CA, WP MTR-CODE: BEW MTR-CODE: ATD FOR ART-NO: VD1091 VD1076
07/05-09/10	BSW	77	1896	<b>6DPK1195</b> <b>6DPK1195K2</b> <b>6PK1120</b> <b>CT1028</b> <b>CT1028K3</b> <b>CT1028WP4</b> <b>AP9001</b> <b>VD1076</b> <b>MS18</b>	ALT, PS, (AC) ALT, PS, (AC) ALT, PS, (-AC) CA, WP CA, WP CA, WP FOR ART-NO: VD1076
01/98-06/04	ALH	66	1896	<b>6PK1660</b> <b>6PK1660K1</b> <b>6PK906</b> <b>6PK906K1</b> <b>CT1044</b> <b>CT1044K1</b> <b>CT1044WP1</b> <b>CT946</b> <b>AP9001</b> <b>AP9016</b> <b>VD1089</b> <b>MS17</b>	ALT, PS, AC ALT, PS, AC ALT, PS, (-AC) ALT, PS, (-AC) CA, MTR-CODE: ALH, MTR-NO 500001↔ CA CA CA, MTR-CODE: ALH, ↔MTR-NO 500000 FOR ART-NO: VD1089
2.0	01/98-09/10 AQY, APK, AEG, AZG, AZJ, BER, BEV, AVH, BEJ, BHP, CBPA	85	1984	<b>6DPK1195</b> <b>6DPK1195K1</b> <b>6PK1120</b> <b>CT908</b> <b>CT908K1</b> <b>CT908WP2</b> <b>AP9001</b> <b>VD1107</b>	ALT, (AC) ALT, (AC) ALT, (-AC) CA CA CA

NEW BEETLE Cabriolet (1Y7)

1.4	01/03-09/10 BCA	55	1390	<b>6PK1080</b> <b>6PK1080K1</b> <b>6PK1153</b> <b>CT957(SET)</b> <b>CT957K1</b> <b>CT957WP1</b> <b>AP9001</b>	ALT, PS ALT, PS ALT, PS, AC CA CA CA
1.6	01/03-09/10 BFS	75	1595	<b>6DPK1195</b> <b>6DPK1195K1</b> <b>6PK1120</b> <b>CT908</b> <b>CT908K1</b> <b>CT908WP1</b> <b>AP9001</b>	ALT, PS, (AC) ALT, PS, (AC) ALT, PS, (-AC) CA CA CA
1.9 TDI	06/03-09/10 AXR	74	1896	<b>6DPK1195</b> <b>6DPK1195K2</b>	ALT, (AC) ALT, (AC)





VW					
<b>NEW BEETLE Cabriolet (1Y7)</b>					
					<b>6PK1120</b> ALT, (AC) <b>CT1028</b> CA, MTR-CODE: AXR <b>CT1028K3</b> CA, MTR-CODE: AXR <b>CT1028WP4</b> CA, MTR-CODE: AXR <b>AP9001</b>
	07/05-09/10	BSW	77	1896	<b>6DPK1195</b> ALT, PS, (AC) <b>6DPK1195K2</b> ALT, PS, (AC) <b>6PK1120</b> ALT, PS, (AC) <b>CT1028</b> CA, WP <b>CT1028K3</b> CA, WP <b>CT1028WP4</b> CA, WP <b>AP9001</b> <b>VD1076</b> <b>MS18</b> FOR ART-NO: VD1076
2.0	09/02-10/10	AZJ, BDC, BGD, BEV	85	1984	<b>6DPK1195</b> ALT, PS, (AC) <b>6DPK1195K1</b> ALT, PS, (AC) <b>6PK1120</b> ALT, PS, (AC) <b>CT908</b> CA <b>CT908K1</b> CA <b>CT908WP2</b> CA <b>AP9001</b> <b>VD1107</b>
<b>PASSAT (32B)</b>					
1.8	01/83-03/88	DS, JN, JV	66	1781	<b>AVX10X763</b> PS, ⇄CH-NO 32G275000 <b>AVX10X850</b> PS, CH-NO 32G275001⇄ <b>AVX10X940</b> ALT, ⇄07/1985 <b>AVX10X950</b> ALT, 08/1985⇄ <b>AVX13X800</b> AC, CH-NO 32F300001⇄ <b>AVX13X825</b> AC, ⇄CH-NO 32F299999 <b>CT637</b> CA <b>CT637K1</b> CA
	01/85-03/88	DS, JN	66	1781	<b>AVX10X763</b> PS, ⇄CH-NO 32G275000 <b>AVX10X850</b> PS, CH-NO 32G275001⇄ <b>AVX10X940</b> ALT, ⇄07/1985 <b>AVX10X950</b> ALT, 08/1985⇄ <b>AVX13X800</b> AC, CH-NO 32F300001⇄ <b>AVX13X825</b> AC, ⇄CH-NO 32F299999 <b>CT637</b> CA
<b>PASSAT (362)</b>					
1.4 TSI	08/10-12/14	CAXA	90	1390	<b>6PK1090</b> ALT, (AC) <b>6PK1733</b> ALT, (AC) <b>6PK1733K3</b> ALT, (AC) <b>AP9012</b>
1.6 TDI	08/10-12/14	CAYC	77	1598	<b>6PK1070</b> MTR-CODE: CAYB, CAYC, ALT, (AC) <b>6PK1070K1</b> MTR-CODE: CAYB, CAYC, ALT, (AC) <b>6PK842 ELAST</b> MTR-CODE: CAYB, CAYC, ALT, (-AC) <b>6PK842 ELAST T1</b> MTR-CODE: CAYB, CAYC, ALT, (-AC) <b>CT1139</b> MTR-CODE: CAYB, CAYC, CA <b>CT1139K2</b> MTR-CODE: CAYB, CAYC, CA <b>CT1139WP2</b> MTR-CODE: CAYC, CA, WP, ⇄CH-NO 3C-B-050 000 <b>CT1139WP6</b> MTR-CODE: CAYC, CA, WP, CH-NO 3C-B-200 001⇄ <b>AP9001</b> <b>MS46</b>
1.8 TSI	02/11-12/14	CDAB	112	1798	<b>AP9009</b>
	08/10-12/14	CDA A	118	1798	<b>6PK1120</b> ALT <b>CT1143</b> WP <b>CT1143WP1</b> WP <b>AP9009</b>
2.0 TDI	08/10-12/14	CFFB	103	1968	<b>6PK1070</b> ALT, (AC) <b>6PK1070K1</b> ALT, (AC) <b>6PK842 ELAST</b> ALT, (AC)



ContiTech



**VW**

**PASSAT (362)**

					<b>6PK842 ELAST T1</b> <b>CT1139</b> <b>CT1139K2</b> <b>CT1139WP6</b> <b>AP9001</b> <b>MS46</b>	ALT, (AC) MTR-CODE: CFFA, CFFB, CA MTR-CODE: CFFA, CFFB, CA MTR-CODE: CFFA, CFFB, CA, WP
	CFGB, CLLA	125	1968	<b>6PK1070</b> <b>6PK1070K1</b> <b>6PK842 ELAST</b> <b>6PK842 ELAST T1</b> <b>CT1139</b> <b>CT1139K2</b> <b>CT1139WP6</b> <b>AP9001</b> <b>MS46</b>	ALT, (AC) ALT, (AC) ALT, (-AC) ALT, (-AC) MTR-CODE: CFGB, CLLA, CA MTR-CODE: CFGB, CLLA, CA MTR-CODE: CFGB, CLLA, CA, WP	

**PASSAT (365)**

1.4 TSI	08/10-12/14	CAXA	90	1390	<b>6PK1090</b> <b>6PK1733</b> <b>6PK1733K3</b> <b>AP9012</b>	ALT, (-AC) ALT, (AC) ALT, (AC)
1.4 TSI EcoFuel	08/10-12/14	CDGA	110	1390	<b>5PK491</b> <b>6PK1698</b> <b>AP9012</b>	G-COMPR ALT
1.6 TDI	08/10-12/14	CAYC	77	1598	<b>6PK1070</b> <b>6PK1070K1</b> <b>6PK842 ELAST</b> <b>6PK842 ELAST T1</b> <b>CT1139</b> <b>CT1139K2</b> <b>CT1139WP2</b> <b>CT1139WP6</b> <b>AP9001</b> <b>MS46</b>	MTR-CODE: CAYB, CAYC, ALT, (AC) MTR-CODE: CAYB, CAYC, ALT, (AC) MTR-CODE: CAYB, CAYC, ALT, (-AC) MTR-CODE: CAYB, CAYC, ALT, (-AC) MTR-CODE: CAYB, CAYC, CA MTR-CODE: CAYB, CAYC, CA MTR-CODE: CAYC, CA, WP, →CH-NO 3C-B-050 000 MTR-CODE: CAYC, CA, WP, CH-NO 3C-B-200 001→
2.0 TDI	12/12-12/14	CFGC	130	1968	<b>6PK1070</b> <b>6PK1070K1</b> <b>CT1139</b> <b>CT1139K2</b> <b>CT1139WP6</b> <b>MS46</b>	ALT ALT CA CA CA, WP
2.0 TDI, 2.0 TDI 4motion	08/10-12/14	CFFB	103	1968	<b>6PK1070</b> <b>6PK1070K1</b> <b>6PK842 ELAST</b> <b>6PK842 ELAST T1</b> <b>CT1139</b> <b>CT1139K2</b> <b>CT1139WP6</b> <b>AP9001</b> <b>MS46</b>	ALT, (AC) ALT, (AC) ALT, (-AC) ALT, (-AC) MTR-CODE: CFFA, CFFB, CA MTR-CODE: CFFA, CFFB, CA MTR-CODE: CFFA, CFFB, CA, WP
	08/10-01/13	CFGB, CLLA	125	1968	<b>6PK1070</b> <b>6PK1070K1</b> <b>6PK842 ELAST</b> <b>6PK842 ELAST T1</b> <b>CT1139</b> <b>CT1139K2</b> <b>CT1139WP6</b> <b>AP9001</b> <b>MS46</b>	ALT, (AC) ALT, (AC) ALT, (-AC) ALT, (-AC) MTR-CODE: CFGB, CLLA, CA MTR-CODE: CFGB, CLLA, CA MTR-CODE: CFGB, CLLA, CA, WP

**PASSAT (3A2, 35I)**

1.6	02/88-12/88	EZ, ABN	55	1595	<b>11,2X866Ld</b> <b>AVX10X630</b> <b>AVX10X730</b>	ALT, (PS) ALT, (AC), (PS) PS
-----	-------------	---------	----	------	---	------------------------------------







ContiTech



**VW**

**PASSAT (3A2, 35I)**



					AVX10X950 AVX13X950 2PJ800 CT637 CT637K1	ALT AC 2.FAN CA CA
	10/94-08/96	AEK, AFT	74	1595	11,5X685Ld 11,5X755Ld 6PK1033 6PK1153 6PK1153K1 6PK894 6PK976 6PK976K3 CT637 CT637K1	PS, (-AC) PS, (AC) ALT, (-AC), CH-NO 3A-T-011 390⇔, TP ALT, (AC) ALT, (-AC) ALT, (-AC) ALT, (AC), ⇔CH-NO 3A-T-011 389, TP ALT, (AC), ⇔CH-NO 3A-T-011 389, TP CA CA
1.6 TD	08/88-09/93	RA, SB	59	1588	11,9X650Ld AVX10X695 AVX10X740 AVX10X965 AVX13X950 2PJ800 2PJ860 CT513 CT513K1	PS, CH-NO 31M200001⇔ ALT, (AC) PS, ⇔CH-NO 31M200000 ALT AC 2.FAN 2.FAN CA CA
1.8	04/88-07/93	PF	79	1781	11,2X866Ld 11,5X685Ld 11,5X755Ld AVX10X630 AVX10X730 AVX10X950 AVX13X950 2PJ800 6PK1153 6PK894 6PK976 CT637	ALT, ⇔CH-NO 31P200000, (PS) PS, CH-NO 31P200001⇔ PS, CH-NO 31P200001⇔, (AC) ALT, ⇔CH-NO 31P200000, (AC), (PS) PS, ⇔CH-NO 31P200000 ALT, ⇔CH-NO 31P200000 AC, ⇔CH-NO 31P200000 2.FAN ALT, AC, CH-NO 31P200001⇔ ALT, CH-NO 31P200001⇔ ALT, (TP), CH-NO 31P200001⇔ CA
	02/88-07/92	ABS, ADZ, RP, PB	66-82	1781	11,2X866Ld 11,5X685Ld 11,5X755Ld AVX10X630 AVX10X730 AVX10X950 AVX13X950 2PJ800 6PK1153 6PK894 6PK976 CT637 CT637K1	ALT, ⇔CH-NO 31P200000, (PS) PS, CH-NO 31P200001⇔ PS, CH-NO 31P200001⇔, (AC) ALT, ⇔CH-NO 31P200000, (AC), (PS) PS, ⇔CH-NO 31P200000 ALT, ⇔CH-NO 31P200000 AC, ⇔CH-NO 31P200000 2.FAN ALT, AC, CH-NO 31P200001⇔ ALT, CH-NO 31P200001⇔ ALT, (TP), CH-NO 31P200001⇔ CA CA
2.0	02/90-08/96	ZE, ADY, AGG, ABA	85	1984	11,2X866Ld 11,5X685Ld 11,5X755Ld AVX10X630 AVX10X730 AVX10X950 AVX13X950 2PJ800 6PK1153 6PK1153K1 6PK894 6PK976	ALT, ⇔CH-NO 31P200000, (PS) PS, CH-NO 31P200001⇔ PS, CH-NO 31P200001⇔, (AC) ALT, ⇔CH-NO 31P200000, (AC), (PS) PS, ⇔CH-NO 31P200000 ALT, ⇔CH-NO 31P200000 AC, ⇔CH-NO 31P200000 2.FAN ALT, AC, CH-NO 31P200001⇔ ALT, AC, CH-NO 31P200001⇔ ALT, CH-NO 31P200001⇔ ALT, (TP), CH-NO 31P200001⇔





ContiTech



**VW**

**PASSAT (3A2, 35I)**



- 6PK976K3** ALT, (TP), CH-NO 31P200001 ⇨
- CT630** CA
- CT630K1** CA

**PASSAT (3A5, 35I)**

1.6 TD

08/88-09/93 RA, SB 59 1588

- 11,9X650Ld** PS, CH-NO 31M200001 ⇨
- AVX10X695** ALT, (AC)
- AVX10X740** PS, ⇨CH-NO 31M200000
- AVX10X965** ALT
- AVX13X950** AC
- 2PJ800** 2.FAN
- 2PJ860** 2.FAN
- CT513** CA
- CT513K1** CA

1.8

04/88-07/92 PB 82 1781

- 11,2X866Ld** ALT, ⇨CH-NO 31P200000, (PS)
- 11,5X685Ld** PS, CH-NO 31P200001 ⇨
- 11,5X755Ld** PS, CH-NO 31P200001 ⇨, (AC)
- AVX10X630** ALT, ⇨CH-NO 31P200000, (AC), (PS)
- AVX10X730** PS, ⇨CH-NO 31P200000
- AVX10X950** ALT, ⇨CH-NO 31P200000
- AVX13X950** AC, ⇨CH-NO 31P200000
- 2PJ800** 2.FAN
- 6PK1153** ALT, AC, CH-NO 31P200001 ⇨
- 6PK894** ALT, CH-NO 31P200001 ⇨
- 6PK976** ALT, (TP), CH-NO 31P200001 ⇨
- CT637** CA

08/90-05/97 AAM 55 1781

- 11,2X866Ld** ALT, ⇨CH-NO 31-P-200 000, (PS)
- 11,5X685Ld** PS, CH-NO 31-P-200 001 ⇨
- 11,5X755Ld** PS, CH-NO 31-P-200 001 ⇨, (AC)
- AVX10X630** ALT, ⇨CH-NO 31-P-200 000, (AC), (PS)
- AVX10X730** PS, ⇨CH-NO 31-P-200 000
- AVX10X950** ALT, ⇨CH-NO 31-P-200 000
- AVX13X950** AC, ⇨CH-NO 31-P-200 000
- 2PJ800** 2.FAN
- 6PK1153** ALT, (AC), CH-NO 31-P-200 001 ⇨
- 6PK894** ALT, (AC), CH-NO 31-P-200 001 ⇨
- 6PK976** ALT, (AC), (TP), CH-NO 31-P-200 001 ⇨
- CT637** CA, ⇨07/1994
- CT637K1** CA, ⇨07/1994
- CT848** CA, 08/1994 ⇨
- CT848K4** CA, 08/1994 ⇨

02/88-05/97 ABS, ADZ, RP 66 1781

- 11,2X866Ld** ALT, (PS), (-AC), MTR-CODE: RP
- 11,2X866Ld** ALT, ⇨CH-NO 31-P-200000, MTR-CODE: ABS
- 11,5X685Ld** PS, (-AC), CH-NO 31-P-200001 ⇨
- 11,5X755Ld** PS, CH-NO 31-P-200001 ⇨, (AC)
- AVX10X630** ALT, ⇨CH-NO 31-P-200000, (AC), (PS)
- AVX10X730** PS, ⇨CH-NO 31-P-200000
- AVX10X950** ALT, (-PS), (-AC), MTR-CODE: RP
- AVX13X950** AC, ⇨CH-NO 31-P-200000
- 2PJ800** 2.FAN
- 6PK1033** ALT, MTR-CODE: ADZ, ABS, OE-NO 037 903 139M
- 6PK1153** ALT, AC, CH-NO 31-P-200001 ⇨, MTR-CODE: ADZ, ABS
- 6PK894** ALT, CH-NO 31-P-200001 ⇨, MTR-CODE: ADZ, ABS
- 6PK976** ALT, FOR ALT: 120A, CH-NO 31-P-200001 ⇨, MTR-CODE: ADZ, ABS
- 6PK976K3** ALT, FOR ALT: 120A, CH-NO 31-P-200001 ⇨, MTR-CODE: ADZ, ABS
- CT637** CA
- CT637K1** CA

1.9 TDI

10/93-05/97 1Z, AHU 66 1896

- 11,5X730Ld** PS, (-AC)
- 11,5X790Ld** PS, WP, (AC)





VW					ContiTech	
<b>PASSAT (3A5, 35I)</b>						
					<b>2PJ905</b> 2.FAN <b>6PK1045</b> ALT, (AC) <b>6PK1045K1</b> ALT, (AC) <b>6PK1145</b> ALT, (AC) <b>6PK1145K1</b> ALT, (AC) <b>CT867</b> CA, MTR-CODE: 1Z, AHU <b>CT867K3</b> CA, MTR-CODE: 1Z, ⇨MTR:NO 289 575 <b>CT867K4</b> CA, MTR-CODE: AHU <b>CT867K4</b> CA, MTR-CODE: 1Z, MTR-NO 289 576⇨ <b>AP9004</b> <b>VD1084</b> MTR-CODE: 1Z, AHU <b>MS13</b> FOR ART-NO: VD1084	
	03/96-05/97	AFN	81	1896	<b>11,5X730Ld</b> PS, (-AC) <b>11,5X790Ld</b> PS, WP, (AC) <b>2PJ905</b> 2.FAN <b>6PK1045</b> ALT, (AC) <b>6PK1045K1</b> ALT, (AC) <b>6PK1145</b> ALT, (AC) <b>6PK1145K1</b> ALT, (AC) <b>CT867</b> CA <b>CT867K4</b> CA <b>AP9004</b> <b>VD1084</b> <b>MS13</b> FOR ART-NO: VD1084	
2.0	02/90-05/97	2E, ADY, AGG	85	1984	<b>11,2X866Ld</b> ALT, (PS), ⇨CH-NO 31-N-500 000 <b>11,5X685Ld</b> PS, (-AC), MTR-CODE: 2E, ADY, AGG <b>11,5X755Ld</b> PS, (AC), MTR-CODE: 2E, ADY, AGG <b>AVX10X630</b> ALT, ⇨CH-NO 31-N-500 000, (AC), (PS) <b>AVX10X730</b> PS, ⇨CH-NO 31-N-500 000 <b>AVX10X950</b> ALT, ⇨CH-NO 31-N-500 000 <b>AVX13X950</b> AC, ⇨CH-NO 31-N-500 000 <b>2PJ800</b> 2.FAN <b>6PK1033</b> ALT, AC, OE-NO 037 903 137 H, CH-NO 31-P-000 001⇨, MTR-CODE: 2E <b>6PK1033</b> ALT, (AC), MTR-CODE: ADY, AGG, CH-NO 3A-T-011 390⇨ <b>6PK1153</b> ALT, (AC), MTR-CODE: ADY, AGG <b>6PK1153K1</b> ALT, (AC), MTR-CODE: ADY, AGG <b>6PK894</b> ALT, (-AC), CH-NO 31-P-000 001⇨, MTR-CODE: 2E, ADY, AGG <b>6PK976</b> ALT, (TP), FOR ALT: 120A, CH-NO 31-P-000 001⇨, MTR-CODE: 2E <b>6PK976</b> ALT, (AC), MTR-CODE: ADY, AGG, ⇨CH-NO 3A-T-011 389 <b>6PK976K3</b> ALT, (AC), MTR-CODE: ADY, AGG, ⇨CH-NO 3A-T-011 389 <b>6PK976K3</b> ALT, (TP), FOR ALT: 120A, CH-NO 31-P-000 001⇨, MTR-CODE: 2E <b>CT630</b> CA <b>CT630K1</b> CA	
<b>PASSAT (3B2)</b>						
1.6	10/96-11/00	AHL, ADP, ANA, ARM	74	1595	<b>11,0X528Ld</b> PS <b>4PK855</b> AC <b>4PK855K1</b> AC <b>5PK1300</b> ALT, PS, FAN, (VISCO) <b>5PK1300K1</b> ALT, PS, FAN, (VISCO) <b>CT848</b> CA, MTR-CODE: ADP <b>CT848K3</b> CA, MTR-CODE: ADP <b>CT908</b> CA, MTR-CODE: AHL, ANA, ARM <b>CT908K1</b> CA, MTR-CODE: AHL, ANA, ARM <b>CT908WP1</b> CA, MTR-CODE: AHL, ANA, ARM	



ContiTech



VW

PASSAT (3B2)

					AP9002 AP9007	
1.8, 1.8 T	10/96-11/00	ADR, APT, ARG, AEB, ANB, APU	92-110	1781	11,0X528Ld 4PK855 4PK855K1 5PK1300 5PK1300K1 CT919 CT919K1 CT919K2 CT919K4 AP9002 AP9007	PS AC AC ALT, PS, (VISCO) ALT, PS, (VISCO) CA CA CA CA
1.9 TDI	08/98-11/00	AJM, ATJ	85	1896	4PK855 4PK855K1 5PK1432 5PK1432K1 CT1028 CT1028K1 CT1028K2 CT1028K2 CT1028K4 CT1028K4 CT1028K5 CT1028WP6 CT1028WP7 CT1028WP7 AP9001 AP9002 VD1090 MS17	AC AC ALT, PS ALT, PS CA, MTR-CODE: ATJ, AJM CA, MTR-CODE: AJM, ⇨MTR-NO 185 670 CA, MTR-CODE: ATJ CA, MTR-CODE: AJM, MTR-NO 185 671 ⇨ CA, MTR-CODE: AJM, MTR-NO 185 671 ⇨ CA, MTR-CODE: ATJ CA, MTR-CODE: AJM, ⇨MTR-NO 185 670 CA, MTR-CODE: AJM, ⇨MTR-NO 185 670 CA, MTR-CODE: AJM, MTR-NO 185 671 ⇨ CA, MTR-CODE: ATJ
	10/96-11/00	AHU, AHH	66	1896	4PK855 4PK855K1 5PK1592 5PK1592K1 CT867 CT867K4 CT945 CT945K2 AP9002 AP9032	AC AC ALT, PS ALT, PS CA, MTR-CODE: AHU CA, MTR-CODE: AHU CA, MTR-CODE: AHH CA, MTR-CODE: AHH
		AFN, AVG	81	1896	4PK855 4PK855K1 5PK1592 5PK1592K1 6PK1045 6PK1045K1 6PK1145 6PK1145K1 CT867 CT867K4 AP9002 AP9004 AP9032	AC, CH-NO 3B-V-300 001 ⇨ AC, CH-NO 3B-V-300 001 ⇨ ALT, PS, CH-NO 3B-V-300 001 ⇨ ALT, PS, CH-NO 3B-V-300 001 ⇨ ALT, (-AC), ⇨CH-NO 3A-V-300 000 ALT, (-AC), ⇨CH-NO 3A-V-300 000 ALT, (AC), ⇨CH-NO 3A-V-300 000 ALT, (AC), ⇨CH-NO 3A-V-300 000 CA CA

PASSAT (3B3)

1.6	11/00-05/05	ALZ	75	1595	4PK855 4PK855K1 5PK1300 5PK1300K1 CT908 CT908K1	AC AC ALT, PS ALT, PS CA CA
-----	-------------	-----	----	------	--	--





VW					
PASSAT (3B3)					
					<b>CT908WP1</b> CA <b>AP9002</b> <b>AP9007</b>
1.8 T 20V	11/00-05/05	AWT, AWL	110	1781	<b>4PK855</b> AC <b>4PK855K1</b> AC <b>5PK1300</b> ALT, PS <b>5PK1300K1</b> ALT, PS <b>CT909</b> CA <b>CT909K10</b> CA <b>CT909K4</b> CA <b>CT909WP2</b> CA <b>AP9002</b>
1.9 TDI	11/00-05/05	AVB	74	1896	<b>4PK855</b> AC <b>4PK855K1</b> AC <b>5PK1432</b> ALT, PS <b>5PK1432K1</b> ALT, PS <b>CT1028</b> MTR-CODE: AVB, CA, WP <b>CT1028K2</b> MTR-CODE: AVB, CA, WP, ⇨CH-NO 3B-2-500 000, ⇨MODEL '02 <b>CT1028K3</b> CA, WP, CH-NO 3B-3-000 001⇨, MODEL '03⇨ <b>CT1028K4</b> MTR-CODE: AVB, CA, WP, ⇨CH-NO 3B-2-500 000, ⇨MODEL '02 <b>CT1028WP4</b> MTR-CODE: AVB, CA, WP, CH-NO 3B-3-000 001⇨, MODEL '03⇨ <b>CT1028WP7</b> MTR-CODE: AVB, CA, WP, ⇨CH-NO 3B-2-500 000, ⇨MODEL '02 <b>AP9002</b> <b>VD1090</b> ⇨CH-NO 3B-5E170 000, 3B-5-100 000 <b>MS17</b> ⇨CH-NO 3B-5E170 000, 3B-5-100 000, FOR ART-NO: VD1090 <b>MS18</b> CH-NO 3B-5E170 001⇨, CH-NO 3B-5-100 001⇨, FOR ART-NO: VD1090
1.9 TDI, 1.9 TDI 4motion	11/00-05/05	AVF, AWX	96	1896	<b>4PK855</b> AC <b>4PK855K1</b> AC <b>5PK1432</b> ALT, PS <b>5PK1432K1</b> ALT, PS <b>CT1028</b> MTR-CODE: AVF, AWX, CA, WP <b>CT1028K2</b> MTR-CODE: AVF, AWX, CA, WP, ⇨CH-NO 3B-2-500 000, ⇨MODEL '02 <b>CT1028K3</b> MTR-CODE: AVF, AWX, CA, WP, CH-NO 3B-3-000 001⇨, MODEL '03⇨ <b>CT1028K4</b> MTR-CODE: AVF, AWX, CA, WP, ⇨CH-NO 3B-2-500 000, ⇨MODEL '02 <b>CT1028WP4</b> MTR-CODE: AVF, AWX, CA, WP, CH-NO 3B-3-000 001⇨, MODEL '03⇨ <b>CT1028WP7</b> MTR-CODE: AVF, AWX, CA, WP, ⇨CH-NO 3B-2-500 000, ⇨MODEL '02 <b>AP9002</b> <b>VD1090</b> ⇨CH-NO 3B-5E170 000, 3B-5-100 000 <b>MS17</b> ⇨CH-NO 3B-5E170 000, 3B-5-100 000, FOR ART-NO: VD1090 <b>MS18</b> CH-NO 3B-5E170 001⇨, CH-NO 3B-5-100 001⇨, FOR ART-NO: VD1090
2.0	11/00-05/05	AZM, BFF	85	1984	<b>4PK855</b> AC <b>4PK855K1</b> AC <b>5PK1300</b> ALT, PS <b>5PK1300K1</b> ALT, PS <b>CT908</b> CA <b>CT908K1</b> CA <b>CT908WP2</b> CA





ContiTech



**VW**

**PASSAT (3B3)**



	11/01-05/05	ALT	96	1984	<b>AP9002</b> <b>AP9007</b>	
					<b>4PK855</b> <b>4PK855K1</b> <b>5PK1300</b> <b>5PK1300K1</b> <b>CT909</b> <b>CT909K10</b> <b>CT909K4</b> <b>CT909WP3</b> <b>AP9002</b>	AC AC ALT, PS ALT, PS CA CA, MTR-CODE: ALT CA, MTR-CODE: ALT CA, MTR-CODE: ALT
2.0 TDI	12/03-05/05	BGW, BHW	100	1968	<b>4PK855</b> <b>4PK855K1</b> <b>5PK1432</b> <b>5PK1432K1</b> <b>CT1028</b> <b>CT1028K3</b> <b>AP9002</b>	AC AC ALT, PS ALT, PS CA CA, MTR-CODE: BGW

**PASSAT (3B5)**

1.6	06/97-11/00	AHL, ADP, ANA, ARM	74	1595	<b>11,0X528Ld</b> <b>4PK855</b> <b>4PK855K1</b> <b>5PK1300</b> <b>5PK1300K1</b> <b>CT848</b> <b>CT848K3</b> <b>CT908</b> <b>CT908K1</b> <b>CT908WP1</b> <b>AP9002</b> <b>AP9007</b>	PS AC AC ALT, PS, FAN, (VISCO) ALT, PS, FAN, (VISCO) CA, MTR-CODE: ADP CA, MTR-CODE: ADP CA, MTR-CODE: AHL, ANA, ARM CA, MTR-CODE: AHL, ANA, ARM CA, MTR-CODE: AHL, ANA, ARM
1.8, 1.8 T	06/97-11/00	ADR, APT, ARG, AEB, ANB, APU	92-110	1781	<b>11,0X528Ld</b> <b>4PK855</b> <b>4PK855K1</b> <b>5PK1300</b> <b>5PK1300K1</b> <b>CT919</b> <b>CT919K1</b> <b>CT919K2</b> <b>CT919K4</b> <b>AP9002</b> <b>AP9007</b>	PS AC AC ALT, PS, (VISCO) ALT, PS, (VISCO) CA CA CA CA
1.9 TDI	08/98-11/00	AJM, ATJ	85	1896	<b>4PK855</b> <b>4PK855K1</b> <b>5PK1432</b> <b>5PK1432K1</b> <b>CT1028</b> <b>CT1028K1</b> <b>CT1028K2</b> <b>CT1028K2</b> <b>CT1028K4</b> <b>CT1028K4</b> <b>CT1028K4</b> <b>CT1028K5</b> <b>CT1028WP6</b> <b>CT1028WP7</b> <b>CT1028WP7</b> <b>AP9001</b> <b>AP9002</b> <b>VD1090</b> <b>MS17</b>	AC AC ALT, PS ALT, PS CA, MTR-CODE: ATJ, AJM CA, MTR-CODE: AJM, ⇨MTR-NO 185 670 CA, MTR-CODE: AJM, MTR-NO 185 671 ⇨ CA, MTR-CODE: ATJ CA, MTR-CODE: AJM, MTR-NO 185 671 ⇨ CA, MTR-CODE: ATJ CA, MTR-CODE: AJM, ⇨MTR-NO 185 670 CA, MTR-CODE: AJM, ⇨MTR-NO 185 670 CA, MTR-CODE: AJM, MTR-NO 185 671 ⇨ CA, MTR-CODE: ATJ FOR ART-NO: VD1090
	06/97-11/00	AHU, AHH	66	1896	<b>4PK855</b>	AC





VW						
PASSAT (3B5)						
					4PK855K1 5PK1592 5PK1592K1 CT867 CT867K4 CT945 CT945K2 AP9002 AP9032	AC ALT, PS ALT, PS CA, MTR-CODE: AHU CA, MTR-CODE: AHU CA, MTR-CODE: AHH CA, MTR-CODE: AHH
1.9 TDI, 1.9 TDI Syncro/4motion	06/97-11/00	AFN, AVG	81	1896	4PK855 4PK855K1 5PK1592 5PK1592K1 6PK1045 6PK1045K1 6PK1145 6PK1145K1 CT867 CT867K4 AP9002 AP9032	AC, CH-NO 3B-V-300 001 ⇨ AC, CH-NO 3B-V-300 001 ⇨ ALT, PS, CH-NO 3B-V-300 001 ⇨ ALT, PS, CH-NO 3B-V-300 001 ⇨ ALT, (AC), ⇨CH-NO 3A-V-300 000 ALT, (AC), ⇨CH-NO 3A-V-300 000 ALT, (AC), ⇨CH-NO 3A-V-300 000 ALT, (AC), ⇨CH-NO 3A-V-300 000 CA CA
PASSAT (3B6)						
1.6	11/00-05/05	ALZ	75	1595	4PK855 4PK855K1 5PK1300 5PK1300K1 CT908 CT908K1 CT908WP1 AP9002 AP9007	AC AC ALT, PS ALT, PS CA CA CA
1.8 T 20V	11/00-05/05	AWT	110	1781	4PK855 4PK855K1 5PK1300 5PK1300K1 CT909 CT909K10 CT909K4 CT909WP2 AP9002	AC AC ALT, PS ALT, PS CA CA CA CA
1.9 TDI	11/00-05/05	AVB	74	1896	4PK855 4PK855K1 5PK1432 5PK1432K1 CT1028 CT1028K2 CT1028K3 CT1028K4 CT1028WP4 CT1028WP7 AP9002 VD1090 MS17 MS18	AC AC ALT, PS ALT, PS MTR-CODE: AVB, CA, WP MTR-CODE: AVB, CA, WP, ⇨CH-NO 3B-2-500 000, ⇨MODEL '02 CA, WP, CH-NO 3B-3-000 001 ⇨, MODEL '03 ⇨ MTR-CODE: AVB, CA, WP, ⇨CH-NO 3B-2-500 000, ⇨MODEL '02 MTR-CODE: AVB, CA, WP, CH-NO 3B-3-000 001 ⇨, MODEL '03 ⇨ MTR-CODE: AVB, CA, WP, ⇨CH-NO 3B-2-500 000, ⇨MODEL '02 ⇨CH-NO 3B-5E170 000, 3B-5-100 000 ⇨CH-NO 3B-5E170 000, 3B-5-100 000, FOR ART-NO: VD1090 CH-NO 3B-5E170 001 ⇨, CH-NO 3B-5-100 001 ⇨, FOR ART-NO: VD1090
1.9 TDI, 1.9 TDI 4motion	11/00-05/05	AVF, AWX	96	1896	4PK855	AC





ContiTech



**VW**

**PASSAT (3B6)**



					<b>4PK855K1</b> <b>5PK1432</b> <b>5PK1432K1</b> <b>CT1028</b> <b>CT1028K2</b> <b>CT1028K3</b> <b>CT1028K4</b> <b>CT1028WP4</b> <b>CT1028WP7</b> <b>AP9002</b> <b>VD1090</b> <b>MS17</b> <b>MS18</b>	AC ALT, PS ALT, PS MTR-CODE: AVF, AWX, CA, WP MTR-CODE: AVF, AWX, CA, WP, ⇨CH-NO 3B-2-500 000, ⇨MODEL '02 MTR-CODE: AVF, AWX, CA, WP, CH-NO 3B-3-000 001⇨, MODEL '03⇨ MTR-CODE: AVF, AWX, CA, WP, ⇨CH-NO 3B-2-500 000, ⇨MODEL '02 MTR-CODE: AVF, AWX, CA, WP, CH-NO 3B-3-000 001⇨, MODEL '03⇨ MTR-CODE: AVF, AWX, CA, WP, ⇨CH-NO 3B-2-500 000, ⇨MODEL '02 ⇨CH-NO 3B-5E170 000, 3B-5-100 000 ⇨CH-NO 3B-5E170 000, 3B-5-100 000, FOR ART-NO: VD1090 CH-NO 3B-5E170 001⇨, CH-NO 3B-5-100 001⇨, FOR ART-NO: VD1090
2.0	11/00-05/05	AZM	85	1984	<b>4PK855</b> <b>4PK855K1</b> <b>5PK1300</b> <b>5PK1300K1</b> <b>CT908</b> <b>CT908K1</b> <b>CT908WP2</b> <b>AP9002</b> <b>AP9007</b>	AC AC ALT, PS ALT, PS CA CA CA CA
	11/01-05/05	ALT	96	1984	<b>4PK855</b> <b>4PK855K1</b> <b>5PK1300</b> <b>5PK1300K1</b> <b>CT909</b> <b>CT909K10</b> <b>CT909K4</b> <b>CT909WP3</b> <b>AP9002</b>	AC ALT ALT ALT, PS, AC CA CA, MTR-CODE: ALT CA, MTR-CODE: ALT CA, MTR-CODE: ALT
2.0 TDI	12/03-05/05	BGW, BHW	100	1968	<b>4PK855</b> <b>4PK855K1</b> <b>5PK1432</b> <b>5PK1432K1</b> <b>CT1028</b> <b>CT1028K3</b> <b>CT1028WP4</b> <b>AP9002</b>	AC AC ALT, PS ALT, PS CA CA, MTR-CODE: BGW CA, MTR-CODE: BGW
2.5 TDI	11/00-05/05	AKN, AFB	110	2496	<b>4PK1237</b> <b>6PK2404</b> <b>6PK2404D1</b> <b>6PK2404K1</b> <b>CT1015</b> <b>CT1015K1</b> <b>CT1015K2</b> <b>CT1015WP1</b> <b>CT1018</b> <b>CT1018K1</b> <b>VD1032</b> <b>MS19</b>	AC ALT ALT, AC, MTR-CODE: AFB, AKN ALT CA CA CA CA, MTR-CODE: AKN INJP, MTR-CODE: AFB, AKN INJP, MTR-CODE: AFB, AKN FOR ART-NO: VD1032, ⇨CH-NO 3B-Y-179 241, 3B-YE234 923

**PASSAT (3C2)**

1.4 TSI

05/07-07/10

CAXA

90

1390



**6PK1090**

ALT, (-AC)





VW					
PASSAT (3C2)					
					6PK1733 ALT, (AC) 6PK1733K3 ALT, (AC) AP9012
1.6	05/05-07/10	BSE, BSF	75	1595	6PK1045 ALT, AC 6PK1045K2 ALT, AC CT908 CA CT908K1 CA CT908WP1 CA AP9001
1.6 FSI	03/05-06/08	BLF	85	1598	6PK1733 ALT, PS, (AC) 6PK1733K3 ALT, PS, (AC) AP9012
1.8 TSI	05/07-07/10	BZB, CDAA	118	1798	6PK1120 ALT CT1143 WP CT1143WP1 WP AP9009
1.9 TDI	03/05-11/08	BKC, BLS, BXE	77	1896	6PK1050 ALT, (AC) 6PK1050D2 ALT, (AC) 6PK1050K1 ALT, (AC), MTR-CODE: BXE 6PK1050K2 ALT, (AC), MTR-CODE: BXC, BLS CT1028 CA, WP CT1028K3 CA, WP CT1028WP3 CA, WP AP9001 VD1076 MS18 FOR ART-NO: VD1076
2.0 FSI	03/05-07/10	BLY, BLR, BLY, BVZ	110	1984	6PK1045 ALT, (AC) 6PK1045K2 ALT, (AC) CT1088 CA CT1088K3 CA CT1088WP4 CA AP9001 VD1107
	07/05-07/10	AXX, BWA, BPY, CAWB, CCTA, CBFA, CCZA	147	1984	6PK1054 MTR-CODE: BPY, AXX, BWA, ALT, (AC) 6PK1120 MTR-CODE: CCTA, CCZA, CBFA, CAWB, ALT, (AC) CT1088 MTR-CODE: BPY, AXX, BWA, CA, WP CT1088K3 CA, MTR-CODE: BPY, AXX, BWA CT1088WP3 CA, MTR-CODE: BPY, AXX, BWA CT1143 WP, MTR-CODE: CCTA, CCZA, CBFA, CAWB CT1143WP1 WP, MTR-CODE: CCTA, CCZA, CAWB AP9001 AP9009
2.0 FSI 4motion	09/05-07/10	BLX, BLY, BVX	110	1984	6PK1045 ALT 6PK1045K2 ALT CT1088 CA CT1088K3 CA CT1088WP4 CA AP9001 VD1107
2.0 TDI	08/05-07/10	BMR, CBBB	125	1968	6PK1050 MTR-CODE: BMR, ALT, (AC) 6PK1050D2 MTR-CODE: BMR, ALT, (AC) 6PK1050K2 MTR-CODE: BMR, ALT, (AC) 6PK1070 MTR-CODE: CBBB, ALT, (AC) 6PK1070K1 MTR-CODE: CBBB, ALT, (AC) 6PK842 ELAST MTR-CODE: CBBB, ALT, (-AC) 6PK842 ELAST T1 MTR-CODE: CBBB, ALT, (-AC) 6PK948 MTR-CODE: BMR, ALT, (AC) CT1051 MTR-CODE: BMR, CA, WP CT1051K1 MTR-CODE: BMR, CA, WP, ⇨CH-NO 3C-6-300 000 CT1051K2 MTR-CODE: BMR, CA, WP, CH-NO 3C-7-000 001⇨ CT1051WP1 MTR-CODE: BMR, CA, WP, ⇨CH-NO 3C-6-300 000





ContiTech



VW

PASSAT (3C2)



					<b>CT1051WP2</b> <b>CT1134</b> <b>CT1134K1</b> <b>CT1134WP1</b> <b>AP9001</b> <b>VD1076</b> <b>MS18</b>	MTR-CODE: BMR, CA, WP, CH-NO 3C-7-000 001 ⇨ MTR-CODE: CBBB, CA, WP MTR-CODE: CBBB, CA, WP MTR-CODE: CBBB, CA, WP MTR-CODE: BMR, CBBB FOR ART-NO: VD1076
03/05-11/10	BMA, CBAA	100	1968	<b>6PK1050</b> <b>6PK1050D2</b> <b>6PK1050K2</b> <b>6PK1070</b> <b>6PK1070K1</b> <b>6PK842 ELAST</b> <b>6PK842 ELAST T1</b> <b>6PK948</b> <b>CT1051</b> <b>CT1051K1</b> <b>CT1051K2</b> <b>CT1051WP1</b> <b>CT1051WP2</b> <b>CT1134</b> <b>CT1134K1</b> <b>CT1134WP2</b> <b>AP9001</b> <b>VD1076</b> <b>MS18</b>	MTR-CODE: BMA, ALT, (AC) MTR-CODE: BMA, ALT, (AC) MTR-CODE: BMA, ALT, (AC) MTR-CODE: CBAA, CBAB, CBAC, ALT, (AC) MTR-CODE: CBAA, CBAB, CBAC, ALT, (AC) MTR-CODE: CBAA, CBAB, CBAC, ALT, (AC) MTR-CODE: BMA, ALT, (AC) MTR-CODE: BMA, CA, WP MTR-CODE: BMA, CA, WP, ⇨CH-NO 3C-6-300 000 MTR-CODE: BMA, CA, WP, ⇨CH-NO 3C-7-000 001 ⇨ MTR-CODE: BMA, CA, WP, ⇨CH-NO 3C-6-300 000 MTR-CODE: BMA, CA, WP, CH-NO 3C-7-000 001 ⇨ MTR-CODE: CBAA, CBAB, CBAC, CA, WP MTR-CODE: CBAA, CBAB, CBAC, CA, WP MTR-CODE: CBAA, CBAB, CBAC, CA, WP MTR-CODE: BMA, CBAA, CBAB, CBAC FOR ART-NO: VD1076	
11/08-07/10	CBDC	81	1968	<b>6PK1070</b> <b>6PK1070K1</b> <b>6PK842 ELAST</b> <b>6PK842 ELAST T1</b> <b>CT1134</b> <b>CT1134K1</b> <b>CT1134WP2</b> <b>AP9001</b> <b>VD1076</b> <b>MS18</b>	MTR-CODE: CBDC, ALT, (AC) MTR-CODE: CBDC, ALT, (AC) MTR-CODE: CBDC, ALT, (AC) MTR-CODE: CBDC, ALT, (AC) MTR-CODE: CBDC, CA MTR-CODE: CBDC, CA MTR-CODE: CBDC, CA, WP MTR-CODE: CBDC MTR-CODE: CBDC FOR ART-NO: VD1076	
2.0 TDI 16V, 2.0 TDI 16V 4motion	03/05-07/10	BKP, CBAB	103	1968	<b>6PK1050</b> <b>6PK1050D2</b> <b>6PK1050K2</b> <b>6PK1070</b> <b>6PK1070K1</b> <b>6PK842 ELAST</b> <b>6PK842 ELAST T1</b> <b>6PK948</b> <b>CT1051</b> <b>CT1051K1</b> <b>CT1051K2</b> <b>CT1051WP1</b> <b>CT1051WP2</b> <b>CT1134</b> <b>CT1134K1</b> <b>CT1134WP2</b> <b>AP9001</b> <b>VD1076</b> <b>MS18</b>	MTR-CODE: BKP, ALT, (AC) MTR-CODE: BKP, ALT, (AC) MTR-CODE: BKP, ALT, (AC) MTR-CODE: CBAA, CBAB, CBAC, ALT, (AC) MTR-CODE: CBAA, CBAB, CBAC, ALT, (AC) MTR-CODE: CBAA, CBAB, CBAC, ALT, (AC) MTR-CODE: CBAA, CBAB, CBAC, ALT, (AC) MTR-CODE: BKP, ALT, (AC) MTR-CODE: BKP, CA, WP MTR-CODE: BKP, CA, WP, ⇨CH-NO 3C-6-300 000 MTR-CODE: BKP, CA, WP, ⇨CH-NO 3C-6-300 000 MTR-CODE: BKP, CA, WP, CH-NO 3C-7-000 001 ⇨ MTR-CODE: CBAA, CBAB, CBAC, CA, WP MTR-CODE: CBAA, CBAB, CBAC, CA, WP MTR-CODE: CBAA, CBAB, CBAC, CA, WP MTR-CODE: BKP, CBAA, CBAB, CBAC FOR ART-NO: VD1076
2.0 TDI, 2.0 TDI 4motion	03/05-05/09	BMP	103	1968	<b>6PK1050</b> <b>6PK1050D2</b> <b>6PK1050K1</b> <b>CT1028</b> <b>CT1028K3</b>	ALT, AC ALT, AC ALT, AC CA, WP CA, WP





VW					ContiTech		
<b>PASSAT (3C2)</b>							
					<b>CT1028WP4</b> <b>AP9001</b> <b>VD1076</b> <b>MS18</b>	CA, WP MTR-CODE: BMP FOR ART-NO: VD1076	
<b>PASSAT (3C5)</b>							
1.4 TSI	05/07-11/10	CAXA	90	1390	<b>6PK1090</b> <b>6PK1733</b> <b>6PK1733K3</b> <b>AP9012</b>	ALT, (-AC) ALT, (AC) ALT, (AC)	
1.4 TSI EcoFuel	01/09-11/10	CDGA	110	1390	<b>5PK491</b> <b>6PK1600</b> <b>6PK1698</b> <b>AP9012</b>	AIRC ALT, (-AC) ALT, (AC)	
1.6	08/05-11/10	BSE, BSF	75	1595	<b>6PK1045</b> <b>6PK1045K2</b> <b>CT908</b> <b>CT908K1</b> <b>CT908WP1</b> <b>AP9001</b>	ALT, (AC) ALT, (AC) CA CA CA	
1.6 FSI	08/05-06/08	BLF	85	1598	<b>6PK1733</b> <b>6PK1733K3</b> <b>AP9012</b>	ALT, PS, (AC) ALT, PS, (AC)	
1.6 TDI	08/09-11/10	CAYC	77	1598	<b>6PK1070</b> <b>6PK1070K1</b> <b>6PK842 ELAST</b> <b>6PK842 ELAST T1</b> <b>CT1139</b> <b>CT1139K2</b> <b>CT1139WP2</b> <b>CT1139WP6</b> <b>AP9001</b> <b>VD1076</b> <b>MS18</b> <b>MS46</b>	MTR-CODE: CAYC, ALT, (AC) MTR-CODE: CAYC, ALT, (AC) MTR-CODE: CAYC, ALT, (-AC) MTR-CODE: CAYC, ALT, (-AC) MTR-CODE: CAYB, CAYC, CA CA, MTR-CODE: CAYC MTR-CODE: CAYC, CA, WP, →CH-NO 3C-B-050 000 MTR-CODE: CAYC, CA, WP, CH-NO 3C-B-200 001→	
1.8 TSI	05/07-10/11	BZB, CDAA	118	1798	<b>6PK1120</b> <b>CT1143</b> <b>CT1143WP1</b> <b>AP9009</b>	ALT WP WP	
1.9 TDI	08/05-11/08	BKC, BLS, BXE	77	1896	<b>6PK1050</b> <b>6PK1050D2</b> <b>6PK1050K1</b> <b>6PK1050K2</b> <b>CT1028</b> <b>CT1028K3</b> <b>CT1028WP3</b> <b>AP9001</b> <b>VD1076</b> <b>MS18</b>	ALT, (AC) ALT, (AC) ALT, (AC), MTR-CODE: BXE ALT, (AC), MTR-CODE: BKC, BLS CA, WP CA, WP CA, WP	
2.0 BlueTDI	01/09-11/10	CBAC	105	1968	<b>6PK1070</b> <b>6PK1070K1</b> <b>6PK842 ELAST</b> <b>6PK842 ELAST T1</b> <b>CT1134</b> <b>CT1134K1</b> <b>CT1134WP2</b> <b>AP9001</b> <b>VD1076</b> <b>MS18</b>	MTR-CODE: CBAA, CBAB, CBAC, ALT, (AC) MTR-CODE: CBAA, CBAB, CBAC, ALT, (AC) MTR-CODE: CBAA, CBAB, CBAC, ALT, (-AC) MTR-CODE: CBAA, CBAB, CBAC, ALT, (-AC) MTR-CODE: CBAA, CBAB, CBAC, CA MTR-CODE: CBAA, CBAB, CBAC, CA MTR-CODE: CBAA, CBAB, CBAC, CA, WP	
2.0 FSI	08/05-11/10	BLY, BLR, BVY, BVZ	110	1984	<b>6PK1045</b> <b>6PK1045K2</b> <b>CT1088</b>	ALT, (AC) ALT, (AC) CA	





ContiTech



VW

PASSAT (3C5)



					<b>CT1088K3</b> <b>CT1088WP4</b> <b>AP9001</b> <b>VD1107</b>	CA CA
		AXX, BWA, BPY, CAWB, CCTA, CBFA, CCZA	147	1984	<b>6PK1054</b> <b>6PK1120</b> <b>CT1088</b> <b>CT1088K3</b> <b>CT1088WP3</b> <b>CT1143</b> <b>CT1143WP1</b> <b>AP9001</b> <b>AP9009</b>	MTR-CODE: BPY, AXX, BWA, ALT, (AC) MTR-CODE: CCTA, CCZA, CBFA, CAWB, ALT, (AC) MTR-CODE: BPY, AXX, BWA, CA, WP CA, MTR-CODE: BPY, AXX, BWA CA, MTR-CODE: BPY, AXX, BWA WP, MTR-CODE: CCTA, CCZA, CBFA, CAWB WP, MTR-CODE: CAWB, CCTA, CCZA, CBFA
2.0 TDI	08/05-02/06	BVE	90	1968	<b>6PK1050</b> <b>6PK1050D2</b> <b>6PK1050K2</b> <b>6PK948</b> <b>CT1051</b> <b>CT1051K1</b> <b>CT1051K2</b> <b>CT1051WP1</b> <b>CT1051WP2</b> <b>AP9001</b> <b>VD1076</b> <b>MS18</b>	MTR-CODE: BVE, ALT, (AC) MTR-CODE: BVE, ALT, (AC) MTR-CODE: BVE, ALT, (AC) MTR-CODE: BVE, ALT, (AC) MTR-CODE: BVE, CA, WP MTR-CODE: BVE, CA, WP, ⇨CH-NO 3C-6-300 000 MTR-CODE: BVE, CA, WP, CH-NO 3C-7-000 001⇨ CA, WP, ⇨CH-NO 3C-6-300 000, MTR-CODE: BVE CA, WP, CH-NO 3C-7-000 001⇨, MTR-CODE: BVE  MTR-CODE: BVE FOR ART-NO: VD1076
	08/05-11/10	BMA, CBAA	100	1968	<b>6PK1050</b> <b>6PK1050D2</b> <b>6PK1050K2</b> <b>6PK1070</b> <b>6PK1070K1</b> <b>6PK842 ELAST</b> <b>6PK842 ELAST T1</b> <b>6PK948</b> <b>CT1051</b> <b>CT1051K1</b> <b>CT1051K2</b> <b>CT1051WP1</b> <b>CT1051WP2</b> <b>CT1134</b> <b>CT1134K1</b> <b>CT1134WP2</b> <b>AP9001</b> <b>VD1076</b> <b>MS18</b>	MTR-CODE: BMA, ALT, (AC) MTR-CODE: BMA, ALT, (AC) MTR-CODE: BMA, ALT, (AC) MTR-CODE: CBAA, CBAB, CBAC, ALT, (AC) MTR-CODE: CBAA, CBAB, CBAC, ALT, (AC) MTR-CODE: CBAA, CBAB, CBAC, ALT, (AC) MTR-CODE: CBAA, CBAB, CBAC, ALT, (AC) MTR-CODE: BMA, ALT, (AC) MTR-CODE: BMA, CA, WP MTR-CODE: BMA, CA, WP, ⇨CH-NO 3C-6-300 000 MTR-CODE: BMA, CA, WP, CH-NO 3C-7-000 001⇨ MTR-CODE: BMA, CA, WP, ⇨CH-NO 3C-6-300 000 MTR-CODE: BMA, CA, WP, CH-NO 3C-7-000 001⇨ MTR-CODE: CBAA, CBAB, CBAC, CA, WP MTR-CODE: CBAA, CBAB, CBAC, CA, WP MTR-CODE: CBAA, CBAB, CBAC, CA, WP  MTR-CODE: BMA, CBAA, CBAB, CBAC FOR ART-NO: VD1076
		BMR, CBBB	125	1968	<b>6PK1050</b> <b>6PK1050D2</b> <b>6PK1050K2</b> <b>6PK1070</b> <b>6PK1070K1</b> <b>6PK842 ELAST</b> <b>6PK842 ELAST T1</b> <b>6PK948</b> <b>CT1051</b> <b>CT1051K1</b> <b>CT1051K2</b> <b>CT1051WP1</b> <b>CT1051WP2</b> <b>CT1134</b> <b>CT1134K1</b> <b>CT1134WP1</b> <b>AP9001</b>	MTR-CODE: BMR, ALT, (AC) MTR-CODE: BMR, ALT, (AC) MTR-CODE: BMR, ALT, (AC) MTR-CODE: CBBB, ALT, (AC) MTR-CODE: CBBB, ALT, (AC) MTR-CODE: CBBB, ALT, (AC) MTR-CODE: CBBB, ALT, (AC) MTR-CODE: BMR, ALT, (AC) MTR-CODE: BMR, CA, WP MTR-CODE: BMR, CA, WP, ⇨CH-NO 3C-6-300 000 MTR-CODE: BMR, CA, WP, CH-NO 3C-7-000 001⇨ MTR-CODE: BMR, CA, WP, ⇨CH-NO 3C-6-300 000 MTR-CODE: BMR, CA, WP, CH-NO 3C-7-000 001⇨ MTR-CODE: CBBB, CA, WP MTR-CODE: CBBB, CA, WP MTR-CODE: CBBB, CA, WP  MTR-CODE: CBBB, CA, WP





VW					
<b>PASSAT (3C5)</b>					
					<b>VD1076</b> <b>MS18</b> MTR-CODE: BMR, CBDB FOR ART-NO: VD1076
	11/08-11/10	CBDC	81	1968	<b>6PK1070</b> <b>6PK1070K1</b> <b>6PK842 ELAST</b> <b>6PK842 ELAST T1</b> <b>CT1134</b> <b>CT1134K1</b> <b>CT1134WP2</b> <b>AP9001</b> <b>VD1076</b> <b>MS18</b> MTR-CODE: CBDC, ALT, (AC) MTR-CODE: CBDC, ALT, (AC) MTR-CODE: CBDC, ALT, (-AC) MTR-CODE: CBDC, ALT, (-AC) MTR-CODE: CBDC, CA MTR-CODE: CBDC, CA MTR-CODE: CBDC, CA, WP MTR-CODE: CBDC FOR ART-NO: VD1076
2.0 TDI 16V, 2.0 TDI 16V 4motion	08/05-11/10	BKP, CBAB	103	1968	<b>6PK1050</b> <b>6PK1050D2</b> <b>6PK1050K2</b> <b>6PK1070</b> <b>6PK1070K1</b> <b>6PK842 ELAST</b> <b>6PK842 ELAST T1</b> <b>6PK948</b> <b>CT1051</b> <b>CT1051K1</b> <b>CT1051K2</b> <b>CT1051WP1</b> <b>CT1051WP2</b> <b>CT1134</b> <b>CT1134K1</b> <b>CT1134WP2</b> <b>AP9001</b> <b>VD1076</b> <b>MS18</b> MTR-CODE: BKP, ALT, (AC) MTR-CODE: BKP, ALT, (AC) MTR-CODE: BKP, ALT, (AC) MTR-CODE: CBAA, CBAB, CBAC, ALT, (AC) MTR-CODE: CBAA, CBAB, CBAC, ALT, (AC) MTR-CODE: CBAA, CBAB, CBAC, ALT, (-AC) MTR-CODE: CBAA, CBAB, CBAC, ALT, (-AC) MTR-CODE: BKP, ALT, (-AC) MTR-CODE: BKP, CA, WP MTR-CODE: BKP, CA, WP, CH-NO 3C-6-300 000 MTR-CODE: BKP, CA, WP, CH-NO 3C-7-000 001 ⇨ MTR-CODE: BKP, CA, WP, CH-NO 3C-6-300 000 MTR-CODE: BKP, CA, WP, CH-NO 3C-7-000 001 ⇨ MTR-CODE: CBAA, CBAB, CBAC, CA, WP MTR-CODE: CBAA, CBAB, CBAC, CA, WP MTR-CODE: CBAA, CBAB, CBAC, CA, WP MTR-CODE: BKP, CBAA, CBAB, CBAC FOR ART-NO: VD1076
2.0 TDI, 2.0 TDI 4motion	08/05-05/09	BMP	103	1968	<b>6PK1050</b> <b>6PK1050D2</b> <b>6PK1050K1</b> <b>CT1028</b> <b>CT1028K3</b> <b>CT1028WP4</b> <b>AP9001</b> <b>VD1076</b> <b>MS18</b> ALT, (AC) ALT, (AC) ALT, (AC) CA, WP CA, WP CA, WP MTR-CODE: BMP FOR ART-NO: VD1076
<b>PASSAT ALLTRACK (365)</b>					
2.0 TDI 4motion	01/13-12/14	CFGC	130	1968	<b>6PK1070</b> <b>6PK1070K1</b> <b>CT1139</b> <b>CT1139K2</b> <b>CT1139WP6</b> <b>MS46</b> ALT ALT CA CA CA, WP
2.0 TDI, 2.0 TDI 4motion	01/12-12/14	CFFB, CFGB	103-125	1968	<b>6PK1070</b> <b>6PK1070K1</b> <b>CT1139</b> <b>CT1139K2</b> <b>CT1139WP6</b> <b>AP9001</b> <b>MS46</b> ALT ALT CA CA CA, WP
<b>PASSAT CC (357)</b>					
1.8 TSI	11/08-05/10	CDAB, CGYA	112	1798	<b>AP9009</b> 
	06/08-11/10	BZB, CDAA	118	1798	<b>6PK1120</b> <b>CT1143</b> <b>CT1143WP1</b> <b>AP9009</b> ALT WP WP
2.0 TDI	06/08-01/12	CBAB, CFFB	103	1968	<b>6PK1070</b> MTR-CODE: CBAA, CBAB, CBAC, CFFA, CFFB, ALT,



ContiTech



VW

PASSAT CC (357)



					<b>6PK1070K1</b> <b>CT1134</b> <b>CT1134K1</b> <b>CT1134WP2</b> <b>CT1139</b> <b>CT1139K2</b> <b>CT1139WP6</b> <b>AP9001</b> <b>VD1076</b> <b>MS46</b>	(AC) MTR-CODE: CBAA, CBAB, CBAC, CFFA, CFFB, ALT, (AC) MTR-CODE: CBAA, CBAB, CBAC, CA MTR-CODE: CBAA, CBAB, CBAC, CA MTR-CODE: CBAA, CBAB, CBAC, CA, WP MTR-CODE: CFFA, CFFB, CA MTR-CODE: CFFA, CFFB, CA MTR-CODE: CFFA, CFFB, CA, WP MTR-CODE: CBAA, CBAB, CBAC
	CBBB, CFGB, CLLA	125	1968	<b>6PK1070</b> <b>6PK1070K1</b> <b>CT1134</b> <b>CT1134K1</b> <b>CT1134WP1</b> <b>CT1139</b> <b>CT1139K2</b> <b>CT1139WP6</b> <b>AP9001</b> <b>VD1076</b> <b>MS46</b>	MTR-CODE: CBBB, CFGB, ALT, (AC) MTR-CODE: CBBB, CFGB, ALT, (AC) MTR-CODE: CBBB, CA MTR-CODE: CBBB, CA MTR-CODE: CBBB, CA, WP MTR-CODE: CFGB, CA MTR-CODE: CFGB, CLLA, CA MTR-CODE: CFGB, CA, WP MTR-CODE: CBBB	

<b>PHAETON (3D_)</b> 3.0 V6 TDI 4motion	11/08-	CEXA, CARB	176	2967	<b>6PK2510</b> <b>CT1131</b> <b>CT1131K1</b>	ALT INJP INJP
--	--------	------------	-----	------	--	---------------------

<b>POLO</b> 1.6	05/10-	CFNA, CLSA	77	1598	<b>6PK1090</b> <b>6PK1733</b> <b>AP9012</b>	ALT, (-AC) ALT, (AC)
--------------------	--------	------------	----	------	---	-------------------------

<b>POLO (6N1, 6KV2, 6KV5)</b> 1.4	05/97-09/01	AEX, AKV, AKK, AUD, ANW, APQ	44	1390	<b>2PJ800</b> <b>2PJ860</b> <b>6PK1070</b> <b>6PK1070K2</b> <b>6PK1125</b> <b>6PK1185</b> <b>6PK751</b> <b>CT846</b> <b>CT846K1</b> <b>CT846K1</b> <b>CT846K2</b> <b>CT846K2</b> <b>CT846WP1</b> <b>CT846WP2</b> <b>CT846WP2</b> <b>CT846WP3</b>	2.FAN 2.FAN ALT, (PS), (-AC) ALT, (PS), (-AC) ALT, (PS), (AC), ⇨08/1997 ALT, (PS), (AC), 09/1997⇨ ALT, (-PS), (-AC) CA CA, MTR-CODE: AEX, AKV, APQ, ANX CA, MTR-CODE: AKK, ⇨MTR-NO 127 806 CA, MTR-CODE: AKK, MTR-NO 127 807⇨ CA, MTR-CODE: ANW, AUD CA, MTR-CODE: AKK, ⇨MTR-NO 127 806 CA, MTR-CODE: ANW CA, MTR-CODE: AKK, MTR-NO 127 807⇨ CA, MTR-CODE: AEX, AKV, APQ, ANX
1.4 16V	10/99-09/01	APE, AUA	55	1390	<b>6PK1070</b> <b>6PK1125</b> <b>6PK751</b> <b>CT957(SET)</b> <b>CT957K1</b> <b>CT957WP1</b>	ALT, (PS), (-AC) ALT, (PS), (AC) ALT, (-PS), (-AC) CA CA CA
1.6	05/97-09/01	AEE, ALM	55	1598	<b>2PJ800</b> <b>2PJ860</b> <b>6PK1070</b> <b>6PK1070K2</b> <b>6PK1185</b> <b>6PK751</b> <b>CT847</b>	2.FAN 2.FAN ALT, PS ALT, (PS), (-AC) ALT, PS, AC ALT CA, MTR-CODE: AEE, ALM





VW					
POLO (6N1, 6KV2, 6KV5)					
1.9 TDI	05/97-09/01	AHU, AGR, ALH, ALE	66	1896	<b>CT847K1</b> CA, MTR-CODE: AEE, ALM <b>CT847WP1</b> CA, MTR-CODE: AEE, ALM <b>11,5X730Ld</b> PS, (-AC), MTR-CODE: AHU, ALE <b>11,5X790Ld</b> PS, WP, (AC), MTR-CODE: AHU, ALE <b>2PJ800</b> 2.FAN, OE-NO 1H0 119 137 <b>2PJ860</b> 2.FAN, OE-NO 1H0 119 137 A <b>6PK1045</b> ALT, (-AC), (TENS DAMPER), MTR-CODE: AHU, ALE <b>6PK1145</b> ALT, (AC), MTR-CODE: AHU, ALE <b>6PK1660</b> ALT, PS, (AC), MTR-CODE: AGR, ALH <b>6PK1660K1</b> ALT, PS, (AC), MTR-CODE: AGR, ALH <b>6PK906</b> ALT, PS, (-AC), MTR-CODE: AGR, ALH <b>6PK923</b> ALT, (AC), (-TENS DAMPER), MTR-CODE: AHU, ALE <b>CT1044</b> CA, MTR-CODE: ALH, MTR-NO 500 001 → <b>CT1044</b> CA, MTR-CODE: AGR, MTR-NO 565 001 → <b>CT1044K1</b> CA, MTR-CODE: AGR, ALH <b>CT1044WP1</b> CA, MTR-CODE: AGR, ALH <b>CT867</b> CA, MTR-CODE: AHU, ALE <b>CT867K4</b> CA, MTR-CODE: AHU, ALE <b>CT946</b> CA, MTR-CODE: AGR, →MTR-NO 565 000 <b>CT946</b> CA, MTR-CODE: ALH, →MTR-NO 500 000 <b>AP9001</b> <b>AP9004</b> <b>VD1084</b> MTR-CODE: AHU, ALE, →08/1999 <b>MS13</b> FOR ART-NO: VD1084
100 1.4 16V	04/96-10/99	AFH	74	1390	<b>6PK1070</b> ALT, (PS), (-AC) <b>6PK1125</b> ALT, (PS), (AC) <b>6PK751</b> ALT, (-PS), (-AC) <b>CT907</b> CA
45 1.0	10/94-09/96	AEV	33	1043	<b>6PK1070</b> ALT, (PS), (-AC) <b>6PK1070K2</b> ALT, (PS), (-AC) <b>6PK1125</b> ALT, (PS), (AC) <b>6PK751</b> ALT, (-PS), (-AC) <b>CT845</b> CA <b>CT845K1</b> CA <b>CT845WP1</b> CA
50 1.0	09/96-10/99	AER, ALL	37	999	<b>6PK1070</b> ALT, (PS), (-AC) <b>6PK1070K2</b> ALT, (PS), (-AC) <b>6PK1125</b> ALT, (PS), (AC) <b>6PK751</b> ALT, (-PS), (-AC) <b>CT846</b> CA <b>CT846K1</b> CA <b>CT846WP1</b> CA
55 1.3	10/94-07/95	ADX	40	1296	<b>6PK1070</b> ALT, (PS), (-AC) <b>6PK1125</b> ALT, (PS), (AC) <b>6PK751</b> ALT, (-PS), (-AC) <b>CT846</b> CA <b>CT846K1</b> CA <b>CT846WP3</b> CA
55 1.4	08/95-10/99	AEX	40	1390	<b>2PJ800</b> 2.FAN <b>2PJ860</b> 2.FAN <b>6PK1070</b> ALT, (PS), (-AC) <b>6PK1070K2</b> ALT, (PS), (-AC) <b>6PK1125</b> ALT, (PS), (AC) <b>6PK751</b> ALT, (-PS), (-AC) <b>CT846</b> CA <b>CT846K1</b> CA <b>CT846WP3</b> CA
60 1.4	07/95-10/99	AEX, AKV, APQ	44	1390	<b>2PJ800</b> 2.FAN <b>2PJ860</b> 2.FAN <b>6PK1070</b> ALT, (PS), (-AC)





ContiTech



VW

POLO (6N1, 6KV2, 6KV5)



					<b>6PK1070K2</b> <b>6PK1125</b> <b>6PK751</b> <b>CT846</b> <b>CT846K1</b> <b>CT846WP3</b>	ALT, (PS), (-AC) ALT, (PS), (AC) ALT, (-PS), (-AC) CA CA CA
	12/95-09/01	AEX, AKV, AKK, AUD, ANW, APQ	44	1390	<b>2PJ800</b> <b>2PJ860</b> <b>6PK1070</b> <b>6PK1070K2</b> <b>6PK1125</b> <b>6PK1185</b> <b>6PK751</b> <b>CT846</b> <b>CT846K1</b> <b>CT846K1</b> <b>CT846K2</b> <b>CT846K2</b> <b>CT846WP2</b> <b>CT846WP3</b>	2.FAN 2.FAN ALT, (PS), (-AC) ALT, (PS), (-AC) ALT, (PS), (AC), ⇨08/1997 ALT, (PS), (AC), 09/1997⇨ ALT, (-PS), (-AC) CA CA, MTR-CODE: AKK, ⇨MTR-NO 127 806 CA, MTR-CODE: AEX, AKV, APQ, ANX CA, MTR-CODE: AKK, MTR-NO 127 807⇨ CA, MTR-CODE: AUD, ANW CA, MTR-CODE: AUD, ANW CA, MTR-CODE: AEX, AKV, APQ, ANX
64 1.9 D	10/94-10/99	AEF	47	1896	<b>5PK1219</b> <b>CT1012</b> <b>CT1012K1</b> <b>AP9057</b> <b>AP9059</b>	ALT CA CA
64 1.9 SDI	07/96-10/99	AGD	47	1896	<b>5PK1219</b> <b>CT1012</b> <b>CT1012K1</b> <b>CT1012K2</b> <b>AP9057</b> <b>AP9059</b>	ALT, PS CA CA CA
75 1.6	10/94-10/99	AEA, AEE, AHS	55	1598	<b>2PJ800</b> <b>2PJ860</b> <b>6PK1070</b> <b>6PK1070K2</b> <b>6PK1125</b> <b>6PK751</b> <b>CT847</b> <b>CT847K1</b> <b>CT847WP1</b>	2.FAN 2.FAN ALT, (PS), (-AC) ALT, (PS), (-AC) ALT, (PS), (AC) ALT, (-PS), (-AC) CA CA CA
	11/95-09/01	AEE, ALM	55	1598	<b>2PJ800</b> <b>2PJ860</b> <b>6PK1070</b> <b>6PK1070K2</b> <b>6PK1185</b> <b>6PK751</b> <b>CT847</b> <b>CT847K1</b> <b>CT847WP1</b>	2.FAN 2.FAN ALT, PS, MTR-CODE: AEE, ALM ALT, (PS), (-AC), MTR-CODE: AEE, ALM ALT, PS, AC, MTR-CODE: AEE, ALM ALT CA, MTR-CODE: AEE, ALM CA, MTR-CODE: AEE, ALM CA, MTR-CODE: AEE, ALM
<b>POLO (6N2)</b> 1.0	10/99-09/01	ALD, AUC	37	999	<b>6PK1070</b> <b>6PK1070K2</b> <b>6PK1125</b> <b>6PK751</b> <b>CT846</b> <b>CT846K1</b> <b>CT846K2</b> <b>CT846WP1</b> <b>CT846WP2</b>	ALT, (PS), (-AC) ALT, (PS), (-AC) ALT, (PS), (AC) ALT, (-PS), (-AC) CA CA, ⇨CH-NO 6N-Y-600 000 CA, CH-NO 6N-Y-600 001⇨ CA, ⇨CH-NO 6N-Y-600 000 CA, CH-NO 6N-Y-600 001⇨
1.4	10/99-09/01	AKP, ANX, AKK, AUD	40-44	1390	<b>6PK1070</b> <b>6PK1070K2</b>	ALT, (PS), (-AC) ALT, (PS), (-AC)







**VW**

**POLO (6N2)**

					<b>6PK1125</b> <b>6PK751</b> <b>CT846</b> <b>CT846K1</b> <b>CT846K2</b> <b>CT846WP1</b> <b>CT846WP2</b>	ALT, (PS), (AC) ALT, (-PS), (-AC) CA CA, ⇨CH-NO 6N-Y-600 000 CA, CH-NO 6N-Y-600 001⇨ CA, ⇨CH-NO 6N-Y-600 000 CA, CH-NO 6N-Y-600 001⇨
1.4 16V	10/99-09/01	AFK, AQQ, AUB, AHW, APE, AUA	55-74	1390	<b>6PK1070</b> <b>6PK1125</b> <b>6PK751</b> <b>CT957(SET)</b> <b>CT957K1</b> <b>CT957WP1</b>	ALT, (PS), (-AC) ALT, (PS), (AC) ALT, (-PS), (-AC) CA CA CA
1.4 TDI	10/99-09/01	AMF	55	1422	<b>6DPK1188</b> <b>6PK1120</b> <b>CT1028</b> <b>CT1028K1</b> <b>CT1028K2</b> <b>CT1028K4</b> <b>CT1028K5</b> <b>AP9001</b> <b>MS37</b>	ALT, PS, (AC) ALT, PS, (-AC) CA, WP CA, WP, ⇨MTR-NO 011 494 CA, WP, MTR-NO 011 495⇨ CA, WP, MTR-NO 011 495⇨ CA, WP, ⇨MTR-NO 011 494
1.6 16V GTI	10/99-09/01	ARC, AVY	92	1598	<b>6PK1070</b> <b>6PK1125</b> <b>6PK751</b> <b>CT957(SET)</b> <b>CT957K1</b> <b>CT957WP2</b>	ALT, (PS), (-AC) ALT, (PS), (AC) ALT, (-PS), (-AC) CA CA CA
1.9 D	10/99-09/01	AEF	47	1896	<b>5PK1219</b> <b>CT1012</b> <b>CT1012K1</b> <b>AP9001</b> <b>AP9057</b> <b>AP9059</b>	CA CA
1.9 SDI	10/99-09/01	AGD, ASX	47	1896	<b>5PK1219</b> <b>CT1012</b> <b>CT1012K1</b> <b>CT1012K2</b> <b>AP9001</b> <b>AP9057</b> <b>AP9059</b>	CA CA CA

**POLO (6R, 6C)**

1.2	06/09-	CGPB, CGPA	44-51	1198	<b>6PK1453</b> <b>6PK1453K2</b> <b>6PK1873</b> <b>6PK1873K1</b>	ALT, (-AC) ALT, (-AC) ALT, (AC) ALT, (AC)
1.2 TDI	10/09-	CFWA	55	1199	<b>6PK1070</b> <b>6PK1070K1</b> <b>6PK842 ELAST</b> <b>6PK842 ELAST T1</b> <b>CT1139</b> <b>CT1139K2</b> <b>CT1139WP6</b> <b>AP9001</b> <b>MS46</b>	MTR-CODE: CFWA, ALT, (AC) MTR-CODE: CFWA, ALT, (AC) MTR-CODE: CFWA, ALT, (-AC) MTR-CODE: CFWA, ALT, (-AC) MTR-CODE: CFWA, CA MTR-CODE: CFWA, CA MTR-CODE: CFWA, CA, WP
1.2 TSI	11/09-	CBZB, CBZC	66-77	1197	<b>6PK1432</b> <b>6PK1693</b> <b>AP9012</b>	ALT, (AC) ALT, (AC)
1.4	06/09-	CGGB, CDDA, CLPA	63	1390	<b>6PK1080</b> <b>6PK1080K1</b> <b>6PK737</b>	ALT, (AC) ALT, (AC) ALT, (-AC)





ContiTech



VW

POLO (6R, 6C)



1.4 GTI	05/10-	CAVE, CTHE	132	1390	<b>CT957(SET)</b> <b>CT957K3</b> <b>CT957WP3</b>	CA, MTR-CODE: CGGB MTR-CODE: CGGB, CA MTR-CODE: CGGB, CA
1.4 TSI	10/12-	CPTA	103	1395	<b>5PK491</b> <b>6PK1600</b> <b>6PK1698</b> <b>AP9012</b>	AIRC ALT, (AC) ALT, (AC)
1.6 TDI	06/09-	CAYA	55	1598	<b>6PK1070</b> <b>6PK1070K1</b> <b>6PK842 ELAST</b> <b>6PK842 ELAST T1</b> <b>CT1139</b> <b>CT1139K2</b> <b>CT1139WP6</b> <b>AP9001</b> <b>VD1076</b> <b>MS18</b> <b>MS46</b>	MTR-CODE: CAYA, CAYB, CAYC, CLNA, ALT, (AC) MTR-CODE: CAYA, ALT, (AC) MTR-CODE: CAYA, CAYB, CAYC, CLNA, ALT, (AC) MTR-CODE: CAYA, CAYB, CAYC, CLNA, ALT, (AC) MTR-CODE: CAYA, CAYB, CAYC, CLNA, CA MTR-CODE: CAYA, CAYB, CAYC, CLNA, CA MTR-CODE: CAYA, CAYB, CAYC, CLNA, CA, WP MTR-CODE: CAYA, CAYB, CAYC, CLNA, ⇨10/2009 FOR ART-NO: VD1076, ⇨10/2009 FOR ART-NO: VD1111, 11/2009⇨
		CAYB, CAYC, CLNA	66-77	1598	<b>6PK1070</b> <b>6PK842 ELAST</b> <b>6PK842 ELAST T1</b> <b>CT1139</b> <b>CT1139K2</b> <b>CT1139WP6</b> <b>AP9001</b> <b>VD1076</b> <b>MS18</b> <b>MS46</b>	MTR-CODE: CAYA, CAYB, CAYC, CLNA, ALT, (AC) MTR-CODE: CAYA, CAYB, CAYC, CLNA, ALT, (AC) MTR-CODE: CAYA, CAYB, CAYC, CLNA, ALT, (AC) MTR-CODE: CAYA, CAYB, CAYC, CLNA, CA MTR-CODE: CAYA, CAYB, CAYC, CLNA, CA MTR-CODE: CAYA, CAYB, CAYC, CLNA, CA, WP MTR-CODE: CAYA, CAYB, CAYC, CLNA, ⇨10/2009 FOR ART-NO: VD1076 FOR ART-NO: VD1111
2.0 R WRC	08/13-	CDLJ	162	1984	<b>6PK1054</b> <b>6PK955</b> <b>CT1088</b> <b>CT1088K3</b> <b>AP9001</b>	MTR-CODE: CDLA, CDLC, ALT, (AC) MTR-CODE: CDLA, CDLC, ALT, (AC) ALT CA

POLO (86C, 86CF, 80)

1.0

08/92-07/94	AAU	33	1043	<b>AVX10X675</b> <b>CT629</b> <b>CT629WP1</b> <b>CT633</b> <b>CT633WP1</b>	CA, MTR-CODE: AAU, MTR-NO 015868⇨ CA, MTR-CODE: AAU, MTR-NO 015868⇨ CA, MTR-CODE: AAU, ⇨MTR-NO 015867 CA, MTR-CODE: AAU, ⇨MTR-NO 015867
01/85-09/94	AAK, AAU, HZ	33	1043	<b>AVX10X675</b> <b>AVX10X695</b> <b>CT629</b> <b>CT629WP1</b> <b>CT633</b> <b>CT633</b> <b>CT633WP1</b> <b>CT633WP1</b>	ALT, CH-NO ..E-000 001⇨ ALT, ⇨CH-NO ..D-200 000 CA, MTR-NO HZ786023⇨ CA, MTR-NO HZ786023⇨ CA, ⇨MTR-NO HZ786022 CA, MTR-CODE: AAK CA, ⇨MTR-NO HZ786022 CA, MTR-CODE: AAK
08/85-01/92	HZ	33	1043	<b>11,9X710Ld</b> <b>AVX10X675</b> <b>AVX10X695</b> <b>CT629</b> <b>CT629WP1</b> <b>CT633</b> <b>CT633WP1</b>	ALT, 09/1990⇨ ALT, CH-NO ..E-000 001⇨, ⇨08/1990 ALT, ⇨CH-NO ..D-200 000, ⇨08/1990 CA, MTR-NO HZ786023⇨ CA, MTR-NO HZ786023⇨ CA, ⇨MTR-NO HZ786022 CA, ⇨MTR-NO HZ786022





VW						
<b>POLO (86C, 86CF, 80)</b>						
↔ 1.0 CAT	08/89-09/94	AAK, ACM, AAU	33	1043	<b>11,9X710Ld</b> <b>AVX10X675</b> <b>AVX10X675</b> <b>AVX10X695</b> <b>CT629</b> <b>CT629WP1</b> <b>CT633</b> <b>CT633</b> <b>CT633WP1</b> <b>CT633WP1</b>	ALT, CH-NO 80-MW162 420⇒, CH-NO 80-MP120 202⇒ ALT, ⇒CH-NO 80-MW162 419, 80-MP120 201 MTR-CODE: AAK, CH-NO .E-000 001⇒ ALT, MTR-CODE: AAK, ⇒12/1990, ⇒CH-NO .D-200 000 CA, MTR-NO HZ786023⇒, AAU015868⇒ CA, MTR-NO HZ786023⇒, AAU015868⇒ CA, ⇒MTR-NO HZ786022, AAU015867 CA, MTR-CODE: AAK CA, MTR-CODE: AAK CA, ⇒MTR-NO HZ786022, AAU015867
1.3	08/92-07/94	AAV	40	1272	<b>11,9X710Ld</b> <b>CT629</b> <b>CT629WP1</b>	ALT CA CA
	08/83-06/87	MH, HK	40	1272	<b>AVX10X675</b> <b>AVX10X695</b> <b>CT633</b> <b>CT633WP1</b>	ALT, CH-NO 86E0000000⇒ ALT, ⇒CH-NO 86D9999999 CA, MTR-CODE: MH, HK CA, MTR-CODE: MH, HK
1.3 CAT	07/87-08/94	MH, NZ, 2G, AAV	40	1272	<b>11,9X710Ld</b> <b>AVX10X675</b> <b>AVX10X695</b> <b>CT629</b> <b>CT629</b> <b>CT629WP1</b> <b>CT629WP1</b> <b>CT633</b> <b>CT633</b> <b>CT633WP1</b> <b>CT633WP1</b>	ALT, 01/1991⇒ ALT, CH-NO 86E0000000⇒, ⇒12/1990 ALT, ⇒CH-NO 86D9999999 CA, MTR-NO NZ200001⇒, 2G262740⇒, HZ786023⇒, 3F008527⇒, AAU015868⇒ CA, MTR-CODE: AAV CA, MTR-CODE: AAV CA, MTR-NO NZ200001⇒, 2G262740⇒ CA, MTR-CODE: MH CA, ⇒MTR-NO NZ200000, 2G262739, HZ786022, 3F008526, AAU015867 CA, MTR-CODE: MH CA, ⇒MTR-NO NZ200000, 2G262739
	07/87-09/94	MH, NZ	40	1272	<b>AVX10X675</b> <b>AVX10X695</b> <b>CT629</b> <b>CT629WP1</b> <b>CT633</b> <b>CT633</b> <b>CT633WP1</b> <b>CT633WP1</b>	ALT, CH-NO 86E0000000⇒ ALT, ⇒CH-NO 86D9999999 CA, MTR-NO NZ200001⇒ CA, MTR-NO NZ200001⇒ CA, MTR-CODE: MH CA, ⇒MTR-NO NZ200000 CA, MTR-CODE: MH CA, ⇒MTR-NO NZ200000
1.4 D	10/90-09/94	1W	35	1398	<b>11,9X710Ld</b> <b>CT534</b> <b>CT547</b>	ALT CA INJP
<b>POLO (9A4)</b>						
1.4	07/03-	BBY, BKY	55	1390	<b>6PK1080</b> <b>6PK1080K1</b> <b>6PK737</b> <b>CT957(SET)</b> <b>CT957K1</b> <b>CT957K3</b> <b>CT957WP1</b> <b>CT957WP3</b>	ALT, (AC) ALT, (AC) ALT, (AC) CA CA, ⇒CH-NO 9N-6P027 500 CA, CH-NO 9N-6P027 501⇒ CA, ⇒CH-NO 9N-6P027 500 CA, CH-NO 9N-6P027 501⇒
<b>POLO (9N_)</b>						
1.2	01/02-05/07	AWY, BMD	40	1198	<b>6PK1453</b> <b>6PK1873</b> <b>6PK1880</b> <b>AP9006</b>	ALT, (AC) ALT, (AC), CH-NO 9N-4D013 519⇒, CH-NO 9N-4Y074 378⇒ ALT, (AC), ⇒CH-NO 9N-4D013 518, 9N-4Y074 377
1.2 12V	10/01-07/07	AZQ, BME	47	1198	<b>6PK1453</b> <b>6PK1873</b>	ALT, (AC) ALT, (AC), CH-NO 9N-3D165 391⇒, CH-NO 9N-3Y234 442⇒





ContiTech



VW

POLO (9N\_)



					<b>6PK1880</b> <b>AP9006</b>	ALT, (AC), ⇨CH-NO 9N-3D165 391, 9N-3Y234 442
1.2, 1.2 12V	05/07-11/09	BBM, BZG	44-51	1198	<b>6PK1453</b> <b>6PK1453K2</b> <b>6PK1873</b> <b>6PK1873K1</b>	ALT, (AC) ALT, (AC) ALT, (AC) ALT, (AC)
1.4 16V	10/01-05/08	AUA, BBY, BKY	55	1390	<b>6PK1080</b> <b>6PK1080K1</b> <b>6PK737</b> <b>CT957(SET)</b> <b>CT957K1</b> <b>CT957K1</b> <b>CT957K3</b> <b>CT957WP1</b> <b>CT957WP1</b> <b>CT957WP3</b>	ALT, (AC) ALT, (AC) ALT, (AC) MTR-CODE: BBY, BKY, AUA, CA MTR-CODE: BKY, CA, ⇨CH-NO 9N-7-000 000 MTR-CODE: BBY, AUA, CA MTR-CODE: BKY, CA, CH-NO 9N-7-000 001⇨ MTR-CODE: BKY, CA, ⇨CH-NO 9N-7-000 000 MTR-CODE: BBY, AUA, CA MTR-CODE: BKY, CA, CH-NO 9N-7-000 001⇨
		AUB, BBZ	74	1390	<b>6PK1080</b> <b>6PK1080K1</b> <b>6PK737</b> <b>CT957(SET)</b> <b>CT957K1</b> <b>CT957WP1</b>	ALT, (AC) ALT, (AC) ALT, (AC) CA CA CA
	05/06-11/09	BUD	59	1390	<b>6PK1080</b> <b>6PK1080K1</b> <b>6PK737</b> <b>CT957(SET)</b> <b>CT957K3</b> <b>CT957WP3</b>	ALT, (AC) ALT, (AC) ALT, (AC) MTR-CODE: BUD, CA MTR-CODE: BUD, CA MTR-CODE: BUD, CA
1.4 FSI	02/02-07/06	AXU	63	1390	<b>6PK1090</b> <b>6PK1733</b> <b>6PK1733K3</b>	ALT, (AC) ALT, (AC) ALT, (AC)
1.4 TDI	10/01-06/05	AMF, BAY	55	1422	<b>6PK858</b> <b>6PK995</b> <b>CT1028</b> <b>CT1028K2</b> <b>CT1028K3</b> <b>CT1028K4</b> <b>CT1028WP1</b>  <b>CT1028WP3</b> <b>AP9001</b> <b>MS18</b>	ALT, (AC) ALT, PS, (AC) CA, WP CA, WP, ⇨CH-NO 9N-2-050 000 CA, WP, CH-NO 9N-2-050 001⇨ CA, WP, ⇨CH-NO 9N-2-050 000 CA, WP, CH-NO 9N-2-050 001⇨, ⇨CH-NO 9N-2-100 000 CA, WP, CH-NO 9N-2-100 001⇨
		04/05-11/09	BMS, BNV	59	1422	<b>6PK1180</b> <b>6PK1180K2</b> <b>6PK820</b> <b>6PK995</b> <b>6PK995K1</b> <b>CT1028</b> <b>CT1028K3</b> <b>CT1028WP3</b> <b>AP9001</b> <b>AP9022</b>
		BNM, BWB	51	1422	<b>6PK1180</b> <b>6PK1180K2</b> <b>6PK820</b> <b>6PK995</b> <b>6PK995K1</b> <b>CT1028</b> <b>CT1028K3</b> <b>CT1028WP3</b> <b>AP9022</b>	ALT, (AC), MTR-CODE: BWB ALT, (AC), MTR-CODE: BWB ALT, (AC) ALT, (AC), MTR-CODE: BNM ALT, (AC), MTR-CODE: BNM CA, WP CA, WP CA, WP





VW						
<b>POLO (9N_)</b> ↔ 1.6 16V	05/06-11/09	BTS	77	1598	<b>6PK1090</b> <b>6PK1733</b> <b>6PK1733K3</b>	ALT, (AC), MTR-CODE: BTS ALT, (AC), MTR-CODE: BTS ALT, (AC), MTR-CODE: BTS
1.9 SDI	10/01-11/09	ASY	47	1896	<b>6PK1095</b> <b>6PK780</b> <b>CT1044</b> <b>CT1044K2</b> <b>AP9001</b>	ALT, (AC) ALT, (AC) CA CA
1.9 TDI	10/01-11/09	ATD, AXR, BMT	74	1896	<b>6PK1180</b> <b>6PK1180K2</b> <b>6PK780</b> <b>6PK820</b> <b>CT1028</b> <b>CT1028K3</b> <b>CT1028WP1</b> <b>CT1028WP3</b> <b>AP9001</b> <b>AP9022</b> <b>VD1076</b> <b>MS18</b>	MTR-CODE: ATD, AXR, BMT, ALT, (AC) MTR-CODE: ATD, AXR, BMT, ALT, (AC) MTR-CODE: ATD, AXR, ALT, (AC) MTR-CODE: BMT, ALT, (AC) CA CA ⇒CH-NO 9N-2-100 000, CA CH-NO 9N-2-100 001⇒, CA FOR ART-NO: VD1076
<b>POLO Box (GNF)</b> 1.4	05/98-12/99	AEX, APQ	44	1390	<b>2PJ860</b> <b>6PK1070</b> <b>6PK1070K2</b> <b>6PK1125</b> <b>6PK751</b> <b>CT846</b> <b>CT846K1</b> <b>CT846WP3</b>	2.FAN ALT, (PS), (-AC) ALT, (PS), (-AC) ALT, (PS), (AC) ALT, (PS), (-AC) CA CA CA
<b>SCIROCCO (137, 138)</b> 1.4 TSI	05/08-	CAVD, CNWA, CTHD, CTKA	118	1390	<b>5PK491</b> <b>6PK1698</b> <b>AP9012</b>	AIRC ALT
	08/08-	CAXA, CMSB	90	1390	<b>6PK1090</b> <b>6PK1733</b> <b>6PK1733K3</b> <b>AP9012</b>	ALT, (AC) ALT, (AC) ALT, (AC)
2.0 TDI	08/08-	CBDB, CFHC	103	1968	<b>6PK1070</b> <b>6PK1070K1</b> <b>6PK842 ELAST</b> <b>6PK842 ELAST T1</b> <b>CT1134</b> <b>CT1134K1</b> <b>CT1134WP2</b> <b>CT1139</b> <b>CT1139K2</b> <b>CT1139WP6</b> <b>AP9001</b> <b>VD1076</b> <b>MS46</b>	MTR-CODE: CBDB, CFHB, CFHC, ALT, (AC) MTR-CODE: CBDB, CFHB, CFHC, ALT, (AC) MTR-CODE: CBDB, CFHB, CFHC, ALT, (AC) MTR-CODE: CBDB, CFHB, CFHC, ALT, (AC) MTR-CODE: CBDB, CA MTR-CODE: CBDB, CA MTR-CODE: CBDB, CA, WP MTR-CODE: CFHB, CFHC, CA MTR-CODE: CFHB, CFHC, CA MTR-CODE: CFHB, CFHC, CA, WP MTR-CODE: CBDB
	05/09-	CBBB, CFGB	125	1968	<b>6PK1070</b> <b>6PK1070K1</b> <b>6PK842 ELAST</b> <b>6PK842 ELAST T1</b> <b>CT1134</b> <b>CT1134K1</b> <b>CT1134WP1</b> <b>CT1139</b> <b>CT1139K2</b> <b>CT1139WP6</b> <b>AP9001</b>	MTR-CODE: CBBB, CFGB, ALT, (AC) MTR-CODE: CBBB, CFGB, ALT, (AC) MTR-CODE: CBBB, CFGB, ALT, (AC) MTR-CODE: CBBB, CFGB, ALT, (AC) MTR-CODE: CBBB, CA MTR-CODE: CBBB, CA MTR-CODE: CBBB, CA, WP MTR-CODE: CFGB, CA MTR-CODE: CFGB, CA MTR-CODE: CFGB, CA, WP





ContiTech



**VW**

**SCIROCCO (137, 138)**

					<b>VD1076</b> <b>MS46</b>	MTR-CODE: CBBB
	01/13-	CFGC	130	1968	<b>6PK1070</b> <b>6PK1070K1</b> <b>CT1139</b> <b>CT1139K2</b> <b>CT1139WP6</b> <b>MS46</b>	ALT ALT CA CA CA, WP
2.0 TSI	05/08-	CAWB, CCZB	147-155	1984	<b>6PK1120</b> <b>CT1143</b> <b>CT1143WP1</b> <b>AP9009</b>	ALT WP WP

**SHARAN (7M8, 7M9, 7M6)**

1.8 T 20V

	09/97-03/10	AJH, AWC	110	1781	<b>6DPK1195</b> <b>6DPK1195K1</b> <b>6PK1120</b> <b>CT909</b> <b>CT909K2</b> <b>CT909K3</b> <b>CT909K6</b> <b>CT909K7</b> <b>CT909WP1</b> <b>CT909WP4</b> <b>AP9001</b> <b>AP9016</b> <b>VD1107</b>	ALT, PS, (AC) ALT, PS, (AC) ALT, PS, (AC) CA CA, MTR-CODE: AWC CA, MTR-CODE: AWC CA, MTR-CODE: AJH CA, MTR-CODE: AJH CA, MTR-CODE: AWC CA, MTR-CODE: AJH
1.9 TDI	04/00-03/10	AUY, BVK	85	1896	<b>6DPK1195</b> <b>6DPK1195D1</b> <b>6DPK1195K2</b> <b>6DPK1215</b> <b>6DPK1215D1</b> <b>CT1028</b> <b>CT1028K2</b> <b>CT1028K3</b> <b>CT1028K3</b> <b>CT1028K4</b> <b>CT1028WP4</b> <b>CT1028WP7</b> <b>AP9001</b> <b>VD1076</b> <b>VD1076</b> <b>VD1091</b> <b>MS17</b> <b>MS18</b>	ALT, PS, AC, ⇨CH-NO 7M-6-014 208 ALT, PS, AC, CH-NO 7M-4-015 001⇨, ⇨CH-NO 7M-6-014 208 ALT, PS, AC, ⇨CH-NO 7M-6-014 208, MTR-CODE: AUY ALT, PS, AC, CH-NO 7M-6-014 209⇨ ALT, PS, AC, CH-NO 7M-6-014 209⇨ MTR-CODE: AUY, BVK, CA, WP MTR-CODE: AUY, ⇨MODEL '02, CA, WP MTR-CODE: BVK, CA, WP MTR-CODE: AUY, MODEL '03⇨, CA, WP MTR-CODE: AUY, MODEL '03⇨, CA, WP MTR-CODE: BVK, CA, WP ⇨MODEL '02, CA, MTR-CODE: AUY AUY, CH-NO 7M-4-015 001⇨ MTR-CODE: BVK MTR-CODE: AUY, ⇨CH-NO 7M-4-015 000 FOR ART-NO: VD1091 FOR ART-NO: VD1076
	11/02-03/10	ASZ	96	1896	<b>6DPK1195</b> <b>6DPK1195D1</b> <b>6DPK1195K2</b> <b>CT1028</b> <b>CT1028K3</b> <b>CT1028WP3</b> <b>AP9001</b> <b>VD1076</b> <b>VD1091</b> <b>MS17</b> <b>MS18</b>	ALT, PS, AC ALT, PS, AC, CH-NO 7M-4-015 001⇨ ALT, PS, AC CA, WP CA, WP CA, WP CH-NO 7M-4-015 001⇨ ⇨CH-NO 7M-4-015 000 FOR ART-NO: VD1091 FOR ART-NO: VD1076
	09/95-03/10	1Z, AHU, ANU	66	1896	<b>11,5X730Ld</b> <b>11,5X790Ld</b> <b>6DPK1195</b>	PS, (AC), MTR-CODE: 1Z, AHU PS, WP, (AC), MTR-CODE: 1Z, AHU ALT, PS, (AC), MTR-CODE: ANU





VW

SHARAN (7M8, 7M9, 7M6)



VW

					<b>6DPK1195D1</b> ALT, PS, (AC), MTR-CODE: ANU, CH-NO 7M-4-015 001 ⇨ <b>6DPK1195K2</b> ALT, PS, (AC), MTR-CODE: ANU <b>6PK1045</b> ALT, (AC), (TENS DAMPER), MTR-CODE: 1Z, AHU, ⇨CH-NO 7M-Y-020 000 <b>6PK1045K1</b> ALT, (AC), (TENS DAMPER), MTR-CODE: 1Z, AHU, ⇨CH-NO 7M-Y-020 000 <b>6PK1054</b> ALT, (AC), (TENS DAMPER), MTR-CODE: 1Z, AHU, CH-NO 7M-Y-020 001 ⇨ <b>6PK1120</b> ALT, PS, (-AC), MTR-CODE: ANU <b>6PK1145</b> ALT, (AC), MTR-CODE: 1Z, AHU, ⇨09/1999 <b>6PK1145K1</b> ALT, (AC), MTR-CODE: 1Z, AHU, ⇨09/1999 <b>6PK1153</b> ALT, (AC), MTR-CODE: 1Z, AHU, 09/1999⇨ <b>6PK923</b> ALT, (AC), (TENS DAMPER), MTR-CODE: 1Z, AHU <b>CT1028</b> CA, WP, MTR-CODE: ANU <b>CT1028K1</b> CA, WP, MTR-CODE: ANU, ⇨MTR-NO 005 000 <b>CT1028K2</b> CA, WP, MTR-CODE: ANU, MTR-NO 005 001 ⇨, ⇨MODEL '02 <b>CT1028K3</b> CA, WP, MTR-CODE: ANU, MODEL '03⇨ <b>CT1028K4</b> CA, WP, MTR-CODE: ANU, MTR-NO 005 001 ⇨, ⇨MODEL '02 <b>CT1028K5</b> CA, WP, MTR-CODE: ANU, ⇨MTR-NO 005 000 <b>CT1028WP4</b> CA, WP, MTR-CODE: ANU, MODEL '03⇨ <b>CT1028WP6</b> CA, WP, MTR-CODE: ANU, ⇨MTR-NO 005 000 <b>CT1028WP7</b> CA, WP, MTR-CODE: ANU, MTR-NO 005 001 ⇨, ⇨MODEL '02 <b>CT945</b> CA, MTR-CODE: 1Z, AHU <b>CT945K1</b> CA, MTR-CODE: 1Z, AHU <b>AP9001</b> <b>VD1076</b> 09/2003⇨ <b>VD1084</b> ⇨03/2000 <b>VD1091</b> 04/2000⇨, ⇨08/2003 <b>MS13</b> FOR ART-NO: VD1084 <b>MS17</b> FOR ART-NO: VD1091 <b>MS18</b> FOR ART-NO: VD1076
09/96-04/00	AFN, AVG	81	1896	<b>11,5X730Ld</b> PS, (-AC) <b>11,5X790Ld</b> PS, WP, (AC) <b>6PK1045</b> ALT, (-AC), (TENS DAMPER), ⇨CH-NO 7M-Y-020 000 <b>6PK1045K1</b> ALT, (-AC), (TENS DAMPER), ⇨CH-NO 7M-Y-020 000 <b>6PK1054</b> ALT, (AC), (TENS DAMPER), CH-NO 7M-Y-020 001⇨ <b>6PK1153</b> ALT, (AC) <b>6PK923</b> ALT, (AC), (TENS DAMPER) <b>CT945</b> CA <b>CT945K1</b> CA <b>AP9001</b> <b>AP9004</b> <b>VD1084</b> <b>MS13</b> FOR ART-NO: VD1084	
2.0	09/95-03/10	ADY, ATM	85	1984	<b>11,5X685Ld</b> ALT, PS, MTR-CODE: ADY, OE-NO 037 145 271E <b>11,5X755Ld</b> PS, (AC), MTR-CODE: ADY <b>11,9X670Ld</b> PS, (-AC), MTR-CODE: ADY <b>6DPK1195</b> ALT, (AC), MTR-CODE: ATM <b>6DPK1195K1</b> ALT, (AC), MTR-CODE: ATM <b>6PK1033</b> ALT, (AC), MTR-CODE: ADY, FOR ALT: 120A, CH-NO 7M-T-027001⇨ <b>6PK1153</b> ALT, (AC), MTR-CODE: ADY <b>6PK1153K1</b> ALT, (AC), MTR-CODE: ADY <b>6PK894</b> ALT, (AC), MTR-CODE: ADY <b>6PK976</b> ALT, (-AC), MTR-CODE: ADY, FOR ALT: 120A, ⇨CH-NO 7M-T-027000





ContiTech



VW

SHARAN (7M8, 7M9, 7M6)

					<b>6PK976K3</b> <b>CT630</b> <b>CT630K1</b> <b>CT908</b> <b>CT908K1</b> <b>AP9001</b> <b>AP9004</b> <b>VD1107</b>	ALT, (AC), MTR-CODE: ADY, FOR ALT: 120A, ↔CH-NO 7M-F027000 CA, MTR-CODE: ADY CA, MTR-CODE: ADY CA, MTR-CODE: ATM CA, MTR-CODE: ATM MTR-CODE: ATM
2.0 TDI	11/05-03/10	BRT	103	1968	<b>6DPK1215</b> <b>CT1028</b> <b>CT1028K3</b> <b>CT1028WP4</b> <b>AP9001</b> <b>VD1076</b> <b>MS18</b>	ALT, PS, AC CA, WP CA, WP CA, WP FOR ART-NO: VD1076

SHARAN (7N1, 7N2)

1.4 TSI	05/10-	CAVA, CTHA, CNWB	110	1390	<b>5PK491</b> <b>6PK1600</b> <b>6PK1698</b> <b>AP9012</b>	AIRC ALT, (AC) ALT, (AC)
2.0 TDI	08/10-	CFGB	125	1968	<b>6PK1070</b> <b>6PK1070K1</b> <b>CT1139</b> <b>CT1139K2</b> <b>CT1139WP6</b> <b>AP9001</b> <b>MS46</b>	ALT ALT MTR-CODE: CFGB, CA MTR-CODE: CFGB, CA MTR-CODE: CFGB, CA, WP
	01/13-	CFGC	130	1968	<b>6PK1070</b> <b>6PK1070K1</b> <b>CT1139</b> <b>CT1139K2</b> <b>CT1139WP6</b> <b>MS46</b>	ALT ALT CA CA CA, WP
2.0 TDI, 2.0 TDI 4motion	05/10-	CFFB	103	1968	<b>6PK1070</b> <b>6PK1070K1</b> <b>CT1139</b> <b>CT1139K2</b> <b>CT1139WP6</b> <b>AP9001</b> <b>MS46</b>	ALT ALT MTR-CODE: CFFA, CFFB, CFFE, CA MTR-CODE: CFFA, CFFB, CFFE, CA MTR-CODE: CFFA, CFFB, CFFE, CA, WP

TARO

2.4 D	07/94-03/97	ZL	58	2446	<b>AVX13X825</b> <b>AVX13X865</b> <b>CT723</b> <b>CT723K1</b>	PS, (RHD) PS, (LHD) CA CA
-------	-------------	----	----	------	--	------------------------------------

TIGUAN (5N)

1.4 TSI	08/10-	CAXA	90	1390	<b>6PK1090</b> <b>6PK1733</b> <b>6PK1733K3</b> <b>AP9012</b>	ALT, (AC) ALT, (AC) ALT, (AC)
1.4 TSI, 1.4 TSI 4motion	05/11-	CAVD, CTHD	118	1390	<b>5PK491</b> <b>6PK1600</b> <b>6PK1698</b> <b>AP9012</b>	AIRC ALT, (AC) ALT, (AC)
	09/07-	BWK, CAVA, CTHA	110	1390	<b>5PK491</b> <b>6PK1698</b> <b>AP9012</b>	AIRC ALT, (AC)
2.0 TDI	05/10-	CFFD	81	1968	<b>6PK1070</b> <b>6PK1070K1</b> <b>CT1139</b>	ALT ALT CA







VW						
TIGUAN (5N_)						
					<b>CT1139K2</b> <b>CT1139WP6</b> <b>AP9001</b> <b>MS46</b>	CA MTR-CODE: CFFD, CA, WP
2.0 TDI 4motion	09/07-	CBBB, CFGB	125	1968	<b>6PK1070</b> <b>6PK1070K1</b> <b>CT1134</b> <b>CT1134K1</b> <b>CT1134WP1</b> <b>CT1139</b> <b>CT1139K2</b> <b>CT1139WP6</b> <b>AP9001</b> <b>VD1076</b> <b>MS46</b>	MTR-CODE: CBBA, CBBB, CFGB, ALT, (AC) MTR-CODE: CBBA, CBBB, CFGB, ALT, (AC) MTR-CODE: CBBA, CBBB, CA MTR-CODE: CBBA, CBBB, CA MTR-CODE: CBBB, CBAA, CBAB, CA, WP MTR-CODE: CFGB, CA MTR-CODE: CFGB, CA MTR-CODE: CFGB, CA, WP MTR-CODE: CBBB
	11/12-	CFGC	130	1968	<b>6PK1070</b> <b>6PK1070K1</b> <b>CT1139</b> <b>CT1139K2</b> <b>CT1139WP6</b> <b>MS46</b>	ALT ALT CA CA CA, WP
2.0 TDI, 2.0 TDI 4motion	09/07-	CBAA, CFFA, CBAB, CFFB, CLJA	100-103	1968	<b>6PK1070</b> <b>6PK1070K1</b> <b>CT1134</b> <b>CT1134K1</b> <b>CT1134WP2</b> <b>CT1139</b> <b>CT1139K2</b> <b>CT1139WP6</b> <b>AP9001</b> <b>VD1076</b> <b>MS46</b>	MTR-CODE: CBAA, CBAB, CFFA, CFFB, CLJA, ALT, (AC) ALT, (AC) MTR-CODE: CBAA, CBAB, CA MTR-CODE: CBAA, CBAB, CA MTR-CODE: CBAA, CBAB, CA, WP MTR-CODE: CFFA, CFFB, CLJA, CA MTR-CODE: CFFA, CFFB, CLJA, CA, WP MTR-CODE: CFFA, CFFB, CLJA, CA, WP
2.0 TFSI 4motion	09/07-	CAWB, CCTA, CCZA	147	1984	<b>6PK1120</b> <b>CT1143</b> <b>CT1143WP1</b> <b>AP9009</b>	ALT WP WP, MTR-CODE: CCZA, CAWB
2.0 TSI 4motion, 2.0 TFSI 4motion	09/07-	CAWA, CCZC	125-132	1984	<b>6PK1120</b> <b>CT1143</b> <b>CT1143WP1</b> <b>AP9009</b>	ALT WP WP
TOUAREG (7LA, 7L6, 7L7)						
2.5 R5 TDI	01/03-05/10	BAC, BPE, BLK, BPD	120-128	2461	<b>AP9030</b>	ALT, AC
3.0 V6 TDI	11/04-05/10	BKS, CATA	165	2967	<b>6PK2490</b> <b>CT1094</b> <b>CT1094K1</b> <b>MS25</b>	ALT, PS, AC INJP INJP FOR ART-NO: VD1033
	11/07-05/10	CASA, CASC	176	2967	<b>6PK2490</b> <b>CT1131</b> <b>CT1131K1</b>	ALT INJP INJP
TOUAREG (7P5)						
3.0 V6 TDI	01/10-	CASA, CNRB	176	2967	<b>6PK2475</b> <b>6PK2523</b> <b>CT1131</b> <b>CT1131K1</b>	MTR-CODE: CASA, CASB, CASD, ALT MTR-CODE: CNRB, ALT INJP, MTR-CODE: CASA, CASB, CASD MTR-CODE: CASA, CASB, CASD, INJP
		CJMA, CASD, CVWA	150	2967	<b>6PK2475</b> <b>6PK2523</b>	MTR-CODE: CASA, CASB, CASD, ALT MTR-CODE: CJMA, CRCA, CRCB, ALT
	05/11-	CJGD, CRCA	180	2967	<b>6PK2523</b>	ALT
3.6 V6 FSI	04/10-	CGRA	206	3597	<b>7DPK2074</b>	ALT
4.2 V8 TDI	01/10-	CKDA	250	4134	<b>6PK1623</b> <b>CT1194</b>	ALT INJP



ContiTech



VW

TOURAN (1T1, 1T2, 1T3)

↔ 1.2 TSI	05/10-	CBZB	77	1197	<b>6PK1432</b> <b>6PK1693</b> <b>AP9012</b>	ALT, (AC) ALT, (AC)
1.4 TSI	02/06-05/10	BMY, CAVC	103	1390	<b>5PK491</b> <b>6PK1600</b> <b>6PK1698</b> <b>AP9012</b>	AIRC, MTR-CODE: BMY ALT, (AC) ALT, (AC)
1.4 TSI, 1.4 TSI EcoFuel	05/10-	CAVC, CTHC, CDGA	103-110	1390	<b>5PK491</b> <b>6PK1600</b> <b>6PK1698</b> <b>AP9012</b>	G-COMPR ALT, (AC) ALT, (AC)
1.6	07/03-05/10	BGU, BSE, BSF	75	1595	<b>6PK1045</b> <b>6PK1045K2</b> <b>6PK900</b> <b>CT908</b> <b>CT908K1</b> <b>CT908WP1</b> <b>AP9001</b>	ALT, (AC) ALT, (AC) ALT, (AC) CA CA CA
1.6 FSI	02/03-01/07	BAG, BLF, BLP	85	1598	<b>6PK1090</b> <b>6PK1733</b> <b>6PK1733K3</b>	ALT, PS, (AC) ALT, PS, (AC) ALT, PS, (AC)
1.6 TDI	05/10-	CAYB	66	1598	<b>6PK1070</b> <b>6PK1070K1</b> <b>6PK842 ELAST</b> <b>6PK842 ELAST T1</b> <b>CT1139</b> <b>CT1139K2</b> <b>CT1139WP6</b> <b>AP9001</b> <b>MS46</b>	MTR-CODE: CAYB, CAYC, ALT, (AC) MTR-CODE: CAYB, CAYC, ALT, (AC) MTR-CODE: CAYB, CAYC, ALT, (AC) MTR-CODE: CAYB, CAYC, ALT, (AC) MTR-CODE: CAYB, CAYC, CA MTR-CODE: CAYB, CAYC, CA MTR-CODE: CAYB, CAYC, CA, WP
		CAYC	77	1598	<b>6PK1070</b> <b>6PK1070K1</b> <b>6PK842 ELAST</b> <b>CT1139</b> <b>CT1139K2</b> <b>AP9001</b> <b>MS46</b>	ALT, (AC) ALT, (AC) ALT, (AC) CA CA
1.9 TDI	02/03-05/04	AVQ	74	1896	<b>6PK1050</b> <b>6PK1050D2</b> <b>6PK1050K2</b> <b>6PK948</b> <b>CT1028</b> <b>CT1028K3</b> <b>CT1028WP3</b> <b>AP9001</b> <b>VD1076</b> <b>MS18</b>	ALT, (AC) ALT, (AC) ALT, (AC) ALT, (AC) CA, WP CA, WP CA, WP FOR ART-NO: VD1076
					08/03-05/10	BKC, BLS, BXE
	11/04-05/10	BRU, BXF, BXJ	66	1896	<b>6PK1050</b> <b>6PK1050D2</b>	ALT, (AC) ALT, (AC)





**VW**

**TOURAN (1T1, 1T2, 1T3)**



					<b>6PK1050K1</b> <b>6PK1050K1</b> <b>6PK1050K2</b> <b>6PK948</b> <b>CT1028</b> <b>CT1028K3</b> <b>CT1028WP3</b> <b>AP9001</b> <b>VD1076</b> <b>MS18</b>	ALT, (AC), MTR-CODE: BRU, CH-NO 1K-6-500 001 ⇨ ALT, (AC), MTR-CODE: BXF, BXJ ALT, (AC), MTR-CODE: BRU, ⇨CH-NO 1K-6-500 000 ALT, (-AC) CA, WP CA, WP CA, WP FOR ART-NO: VD1076
2.0 EcoFuel	02/06-05/09	BSX	80	1984	<b>6PK1045</b> <b>6PK1045K2</b> <b>6PK900</b> <b>CT908</b> <b>CT908K1</b> <b>CT908WP2</b> <b>AP9001</b> <b>VD1107</b>	ALT, PS, (AC) ALT, PS, (AC) ALT, PS, (-AC) CA CA CA
2.0 FSI	10/03-11/05	AXW, BLX, BLY, BLR, BVY, BVZ	110	1984	<b>6PK1045</b> <b>6PK1045K2</b> <b>6PK900</b> <b>CT1056</b> <b>CT1056K1</b> <b>CT1088</b> <b>CT1088K3</b> <b>CT1088WP4</b> <b>AP9001</b> <b>VD1107</b>	ALT, (AC) ALT, (AC) ALT, (-AC) CA, MTR-CODE: AXW CA, MTR-CODE: AXW CA, MTR-CODE: BLX, BLY, BLR, BVZ, BVY CA, MTR-CODE: BLX, BLY, BLR, BVZ, BVY CA, MTR-CODE: BLX, BLY, BLR, BVZ, BVY
2.0 TDI	12/05-05/10	BMN	125	1968	<b>6PK1050</b> <b>6PK1050D2</b> <b>6PK1050K2</b> <b>6PK1070</b> <b>6PK1070K1</b> <b>6PK842 ELAST</b> <b>6PK842 ELAST T1</b> <b>6PK948</b> <b>CT1051</b> <b>CT1051K2</b> <b>CT1051WP2</b> <b>CT1139</b> <b>CT1139K2</b> <b>CT1139WP6</b> <b>AP9001</b> <b>VD1076</b> <b>MS18</b> <b>MS46</b>	MTR-CODE: BMN, ALT, (AC) MTR-CODE: BMN, ALT, (AC) MTR-CODE: BMN, ALT, (AC) MTR-CODE: CFJA, ALT, (AC) MTR-CODE: CFJA, ALT, (AC) MTR-CODE: CFJA, ALT, (-AC) MTR-CODE: CFJA, ALT, (-AC) MTR-CODE: BMN, ALT, (AC) MTR-CODE: BMN, CA, WP MTR-CODE: BMN, CA MTR-CODE: BMN, CA, WP MTR-CODE: CFJA, CA MTR-CODE: CFJA, CA MTR-CODE: CFJA, CA, WP MTR-CODE: BMN FOR ART-NO: VD1076 FOR ART-NO: VD1111
		BMM	103	1968	<b>6PK1050</b> <b>6PK1050D2</b> <b>6PK1050K1</b> <b>6PK948</b> <b>CT1028</b> <b>CT1028K3</b> <b>CT1028WP4</b> <b>AP9001</b> <b>VD1076</b> <b>MS18</b>	ALT, PS, (AC) ALT, PS, (AC) ALT, PS, (AC) ALT, PS, (-AC) CA, WP CA, WP CA, WP MTR-CODE: BMM FOR ART-NO: VD1076
	01/13-	CFJB	130	1968	<b>6PK1070</b> <b>6PK1070K1</b> <b>6PK842 ELAST</b> <b>6PK842 ELAST T1</b> <b>CT1139</b>	ALT, (AC) ALT, (AC) ALT, (-AC) ALT, (-AC) CA





ContiTech



VW

TOURAN (1T1, 1T2, 1T3)

	05/10-01/13	CFJA	125	1968	<b>CT1139K2</b> <b>CT1139WP6</b> <b>MS46</b>	CA CA, WP
	05/10-	CFHC	103	1968	<b>6PK1070</b> <b>6PK1070K1</b> <b>6PK842 ELAST</b> <b>CT1139</b> <b>CT1139K2</b> <b>AP9001</b> <b>MS46</b>	ALT, (AC) ALT, (AC) ALT, (-AC) CA CA
	02/03-05/10	AZV, BKD	100-103	1968	<b>6PK1050</b> <b>6PK1050D2</b> <b>6PK1050K2</b> <b>6PK948</b> <b>CT1051</b> <b>CT1051K1</b> <b>CT1051K2</b> <b>CT1051WP1</b> <b>CT1051WP2</b> <b>AP9001</b> <b>VD1076</b> <b>MS18</b>	MTR-CODE: AZV, BKD, ALT, (AC) MTR-CODE: AZV, BKD, ALT, (AC) MTR-CODE: AZV, BKD, ALT, (AC) MTR-CODE: AZV, BKD, ALT, (-AC) MTR-CODE: AZV, BKD, CA, WP CA, WP, MTR-CODE: AZV, BKD, ⇨CH-NO 1T-6-185 466 CA, WP, MTR-CODE: AZV, BKD, CH-NO 1T-6-185 467⇨ CA, WP, MTR-CODE: AZV, BKD, ⇨CH-NO 1T-6-185 466 CA, WP, MTR-CODE: AZV, BKD, CH-NO 1T-6-185 467⇨ MTR-CODE: AZV, BKD FOR ART-NO: VD1076
08/85-07/92	KY	42	1715	<b>AVX10X600</b> <b>AVX10X625</b> <b>AVX10X635</b> <b>AVX10X635</b> <b>AVX10X650</b> <b>AVX10X763</b> <b>AVX10X838</b> <b>AVX10X875</b> <b>AVX10X900</b> <b>AVX10X913</b> <b>AVX13X1225</b> <b>AVX13X1225</b> <b>AVX13X1225</b> <b>AVX13X1250</b> <b>AVX13X1250</b> <b>CT513</b> <b>CT513K1</b>	1.GEN, 1.HYPD, FOR ALT: 65A, ⇨CH-NO 24K033108 1.GEN, 1.HYPD, FOR ALT: 90A, ⇨CH-NO 24K033108 WP, 2.HYDP WP, 2.ALT, (AC) WP, 1.ALT, 1.HYPD PS WP, (PS), 2.HYDP 1.GEN, 1.HYPD, FOR ALT: 65A, CH-NO 24K033109⇨ WP, (PS), 1.ALT, 1.HYPD 1.GEN, 1.HYPD, FOR ALT: 90A, CH-NO 24K033109⇨ 2.HYPD 2.GEN 1.GEN, 2.HYPD 1.GEN, (AC) AC CA CA	
09/90-12/95	1X	44	1896	<b>11,9X650Ld</b> <b>AVX10X975</b> <b>6PK1045</b> <b>6PK1045K1</b> <b>6PK923</b> <b>CT867</b> <b>CT867K1</b>	PS ALT, ⇨CH-NO 70N200 000 ALT, FOR ALT: 120A, CH-NO 70P000 001⇨ ALT, FOR ALT: 120A, CH-NO 70P000 001⇨ ALT, NOT FOR ALT: 120A, CH-NO 70P000 001⇨ CA CA, ⇨MTR-NO 1X120 077	





VW					ContiTech	
TRANSPORTER IV (70XA, 70XB, 70XC, 7DB, 7DW, 70XD)						
↔						<b>CT867K2</b> CA, MTR-NO 1 X120078↔
1.9 TD	10/92-04/03	ABL	50	1896		<b>AVX10X650</b> PS
						<b>AVX10X975</b> ALT, ↔CH-NO 70-N-200 000
						<b>6PK1045</b> ALT, CH-NO 70-P-000 001↔, (TENS DAMPER), FOR ALT: 120A
						<b>6PK1045K1</b> ALT, CH-NO 70-P-000 001↔, (TENS DAMPER), FOR ALT: 120A
						<b>6PK923</b> ALT, CH-NO 70-P-000 001↔, (TENS DAMPER)
						<b>CT867</b> CA
						<b>CT867K1</b> CA, MTR-CODE: ABL, ↔MTR-NO 029 319
						<b>CT867K2</b> CA, MTR-CODE: ABL, MTR-NO 029 320↔
						<b>VD1084</b> MTR-CODE: ABL, CH-NO 70-P-085 001↔
						<b>MS13</b> FOR ART-NO: VD1084
2.0	07/90-04/03	AAC	62	1968		<b>AVX10X650</b> PS
						<b>AVX10X960</b> 1.GEN, ↔12/1995
						<b>6PK1070</b> 1.GEN, FOR ALT: 120A, 01/1996↔
						<b>6PK1460</b> 1.GEN, 2.HYPD, ↔12/1995
						<b>6PK1555</b> 1.GEN, 2.GEN, ↔12/1995
						<b>6PK1590</b> 1.GEN, AC, ↔12/1995
						<b>6PK1870</b> 1.GEN, 2.GEN, 01/1996↔
						<b>6PK1900</b> 1.GEN, AC, 01/1996↔
						<b>6PK923</b> 1.GEN, 01/1996↔
						<b>CT630</b> CA
						<b>CT630K1</b> 01/2003↔, MTR-CODE: AAC, CH-NO 70-03-000 001↔
						<b>CT630K1</b> CA, MTR-CODE: AAC, ↔01/2003
						<b>AP9004</b>
2.4 D	08/97-04/03	AJA	55	2370		<b>6PK1352</b> ALT, (AC)
						<b>6PK1715D1</b> ALT, PS, (PTO)
						<b>6PK1767</b> HYDP
						<b>6PK2077</b> ALT, 2.GEN
						<b>6PK2120</b> ALT, HYDP, CH-NO 70-XH126 001↔
						<b>6PK2130</b> ALT, HYDP, ↔CH-NO 70-XH126 000
						<b>6PK2236</b> ALT, (AC)
						<b>6PK2236D1</b> ALT, PS, AC
						<b>CT645</b> INJP
						<b>CT939</b> CA
						<b>CT939K2</b> CA
						<b>CT939WP2</b> CA
						<b>VD1002</b> MTR-CODE: AJA
						<b>MS05</b> FOR ART-NO: VD1002
						<b>MS42</b> FOR ART-NO: VD1002
	09/90-04/98	AAB	57	2370		<b>AVX10X1075</b> ALT, ↔07/1992
						<b>AVX10X1150</b> ALT, (PTO), ↔07/1992
						<b>AVX10X865</b> PS, ↔12/1994
						<b>AVX13X1050</b> 2.HYPD, ↔12/1994
						<b>AVX13X1125</b> ALT, 08/1992↔, ↔12/1994
						<b>AVX13X1175</b> ALT, (PTO), 08/1992↔, ↔12/1994
						<b>AVX13X1275</b> 2.GEN, ↔12/1994
						<b>AVX13X1325</b> AC, ↔12/1994, ↔CH-NO 70S071872
						<b>6PK1345</b> ALT, 01/1995↔, ↔01/1996
						<b>6PK1352</b> ALT, 01/1996↔
						<b>6PK1715</b> ALT, (PTO), 01/1995↔
						<b>6PK1715D1</b> MTR-NO AAB 424606↔, 01/1997↔, ALT, (PTO)
						<b>6PK2077</b> 2.GEN, (PTO), 01/1996↔
						<b>6PK2120</b> 2.HYPD, CH-NO 70-X-140 001↔
						<b>6PK2130</b> 2.HYPD, ↔CH-NO 70-X-140 000
						<b>6PK2236</b> AC, 01/1995↔, CH-NO 70S071873↔
						<b>6PK2236D1</b> 01/1995↔, CH-NO 70S071873↔, AC
						<b>CT645</b> INJP
						<b>CT939</b> CA

VW



ContiTech



VW

TRANSPORTER IV (70XA, 70XB, 70XC, 7DB, 7DW, 70XD)

					<b>CT939K1</b> <b>CT939K2</b> <b>CT939WP1</b> <b>CT939WP2</b> <b>AP9004</b> <b>VD1002</b> <b>MS05</b> <b>MS42</b>	CA, ⇨MTR-NO 320 126 CA, MTR-NO 320 127⇨ CA, ⇨MTR-NO 320 126 CA, MTR-NO 320 127⇨ MTR-CODE: AAB, MTR-NO 320 127⇨ OE-NO 074105263B, FOR ART-NO: VD1002 FOR ART-NO: VD1002
2.4 D Syncro	10/92-09/98	AAB	57	2370	<b>AVX10X865</b> <b>AVX13X1050</b> <b>AVX13X1125</b> <b>AVX13X1175</b> <b>AVX13X1275</b> <b>AVX13X1325</b> <b>6PK1345</b> <b>6PK1352</b> <b>6PK1715</b> <b>6PK1715D1</b> <b>6PK2077</b> <b>6PK2120</b> <b>6PK2130</b> <b>6PK2236</b> <b>6PK2236D1</b> <b>CT645</b> <b>CT939</b> <b>CT939K1</b> <b>CT939K2</b> <b>CT939WP1</b> <b>CT939WP2</b> <b>AP9004</b> <b>VD1002</b> <b>MS05</b> <b>MS42</b>	PS, ⇨12/1994 2.HYPD, ⇨12/1994 ALT, 08/1992⇨, ⇨12/1994 ALT, (PTO), 08/1992⇨, ⇨12/1994 2.GEN, ⇨12/1994 AC, ⇨12/1994, ⇨CH-NO 70S071872 ALT, 01/1995⇨, ⇨01/1996 ALT, 01/1996⇨ ALT, (PTO), 01/1995⇨ MTR-NO AAB 424606⇨, 01/1997⇨, ALT, (PTO) 2.GEN, (PTO), 01/1996⇨ 2.HYPD, CH-NO 70-X-140 001⇨ 2.HYPD, ⇨CH-NO 70-X-140 000 AC, 01/1995⇨, CH-NO 70S071873⇨ 01/1995⇨, CH-NO 70S071873⇨, AC INJP CA CA, ⇨MTR-NO 320 126 CA, MTR-NO 320 127⇨ CA, ⇨MTR-NO 320 126 CA, MTR-NO 320 127⇨ MTR-CODE: AAB, MTR-NO 320 127⇨ OE-NO 074105263B, FOR ART-NO: VD1002 FOR ART-NO: VD1002
2.5	11/90-04/03	AAF, ACU, AEU, AEN	81	2461	<b>AVX10X1075</b> <b>AVX10X1133</b> <b>AVX10X865</b> <b>AVX13X1050</b> <b>AVX13X1275</b> <b>AVX13X1325</b> <b>6PK1345</b>  <b>6PK1352</b> <b>6PK1715</b>  <b>6PK1767</b> <b>6PK2000</b>  <b>6PK2060</b>  <b>6PK2077</b> <b>6PK2130</b>  <b>6PK2225</b> <b>6PK2236</b> <b>CT755</b> <b>CT755</b>  <b>CT939</b>  <b>CT939</b> <b>CT939</b>	ALT, ⇨CH-NO 70-M-175 000 ALT, (PTO), ⇨CH-NO 70-M-175 000 PS, ⇨CH-NO 70-M-175 000 HYDP, ⇨CH-NO 70-M-175 000 ALT, 2.GEN, ⇨CH-NO 70-M-175 000 AC, ⇨CH-NO 70-M-175 000 ALT, (AC), CH-NO 70-S-071 872⇨, ⇨CH-NO 70-T-200 000 ALT, (AC), CH-NO 70-T-200 001⇨ ALT, (AC), CH-NO 70-N-000 001⇨, ⇨CH-NO 70-S-071 871 ALT, 2.HYPD, CH-NO 70-N-000 001⇨ ALT, 2.GEN, CH-NO 70-N-00 001⇨, ⇨CH-NO 70-S-071 871 ALT, 2.GEN, CH-NO 70-S-071 872⇨, ⇨CH-NO 70-T-200 000 ALT, 2.GEN, CH-NO 70-T-200 001⇨ ALT, (AC), CH-NO 70-N-000 001⇨, ⇨CH-NO 70-S-071 872 ALT, (AC), (AUTOM), CH-NO 70-S-071 871⇨ ALT, (AC), (MANL), CH-NO 70-S-071 871⇨ CA, MTR-CODE: ACU, ⇨MTR-NO 019 149 CA, MTR-CODE: AAF, 09/1991⇨, CH-NO 70-N-014 001⇨ CA, MTR-CODE: AAF, ⇨09/1991, ⇨CH-NO 70-N-014 000 CA, MTR-CODE: ACU, MTR-NO 019 150⇨ CA, MTR-CODE: AEN, AEU



ContiTech



VW

TRANSPORTER IV (70XA, 70XB, 70XC, 7DB, 7DW, 70XD)

					<b>CT939K1</b> <b>CT939K4</b> <b>CT939K4</b>  <b>CT939K5</b> <b>CT939K5</b> <b>CT939WP1</b> <b>CT939WP4</b>  <b>CT939WP4</b> <b>CT939WP5</b> <b>CT939WP5</b>	CA, MTR-CODE: AAF, ⇨CH-NO 70-N-014 000 CA, MTR-CODE: AEN CA, MTR-CODE: ACU, MTR-NO 019 150⇨, ⇨MTR-NO 048 994  CA, MTR-CODE: AET, AEU, APL, AVT CA, MTR-CODE: ACU, MTR-NO 048 995⇨ CA, MTR-CODE: AAF, ⇨CH-NO 70-N-014 000 CA, MTR-CODE: ACU, MTR-NO 019 150⇨, ⇨MTR-NO 048 994  CA, MTR-CODE: AEN CA, MTR-CODE: AEU CA, MTR-CODE: ACU, MTR-NO 048 995⇨
					2.5 Syncro	10/92-04/03
					<b>6PK1693</b> <b>6PK2077</b> <b>6PK2120</b>  <b>6PK2130</b>  <b>6PK2170</b> <b>CT914</b> <b>CT914K1</b> <b>CT939</b> <b>CT939K3</b> <b>CT939WP3</b> <b>VD1002</b> <b>MS05</b> <b>MS42</b>	ALT, (AC) ALT, 2.GEN, (-AC) ALT, (2.HYDP), CH-NO 70-XH132 970⇨, CH-NO 70-XX133 657⇨ ALT, (2.HYDP), ⇨CH-NO 70-XH132 969, 70-XX133 656 ALT, (AC) INJP INJP CA CA CA MTR-CODE: AHY, AXG FOR ART-NO: VD1002 FOR ART-NO: VD1002
					2.5 TDI	05/98-04/03
		AJT, AYY	65	2461	<b>CT939K1</b> <b>CT939K4</b> <b>CT939K4</b>  <b>CT939K5</b> <b>CT939K5</b> <b>CT939WP1</b> <b>CT939WP4</b>  <b>CT939WP4</b> <b>CT939WP5</b> <b>CT939WP5</b>	ALT, (AC), CH-NO 70-X-126 001⇨ ALT, (-AC), CH-NO 70-X-126 001⇨ ALT, (-AC), ⇨CH-NO 70-X-126 000 ALT, (-AC), ⇨CH-NO 70-X-126 000 ALT, 2.GEN, OE-NO 074 903 137 BB



ContiTech



VW

VW

TRANSPORTER IV (70XA, 70XB, 70XC, 7DB, 7DW, 70XD)

					<b>6PK2077</b> <b>6PK2120</b> <b>6PK2130</b> <b>6PK2215</b> <b>6PK2215</b> <b>6PK2215D1</b> <b>6PK2215D1</b> <b>6PK2236</b> <b>6PK2236D1</b> <b>CT914</b> <b>CT914K1</b> <b>CT939</b> <b>CT939K3</b> <b>CT939WP3</b> <b>AP9033</b> <b>VD1002</b> <b>MS05</b> <b>MS42</b>	ALT, 2.GEN, OE-NO 074 903 137 AS ALT, 2.HYPD, CH-NO 70-X-126 001⇨ ALT, 2.HYPD, ⇨CH-NO 70-X-126 000 ALT, (AC), MTR-CODE: AYY ALT, (AC), MTR-CODE: AJT, CH-NO 70-XH132 970⇨, CH-NO 70-XX133 657⇨ ALT, (AC), MTR-CODE: AJT, CH-NO 70-XH132 970⇨, CH-NO 70-XX133 657⇨ ALT, (AC), MTR-CODE: AYY ALT, (AC), ⇨CH-NO 70-XH132 969, 70-XX133 656, MTR-CODE: AJT ALT, (AC), ⇨CH-NO 70-XH132 969, 70-XX133 656, MTR-CODE: AJT INJP INJP CA CA CA MTR-CODE: AJT, AYY FOR ART-NO: VD1002 FOR ART-NO: VD1002
					09/95-04/03	ACV, AUF, AYC
2.5 TDI Syncro	09/95-04/03	ACV, AXL	75	2461	<b>6PK1693</b> <b>6PK1750</b> <b>6PK1750D1</b> <b>6PK1767</b> <b>6PK1767D1</b>	ALT, (AC), MTR-CODE: AXL ALT, (-AC), MTR-CODE: ACV, CH-NO 70-X-140 001⇨ MTR-CODE: ACV, ALT, (-AC), CH-NO 70-X-140 001⇨ ALT, (-AC), MTR-CODE: ACV, ⇨CH-NO 70-X-140 000 MTR-CODE: ACV, ⇨CH-NO 70-X-140 000, ALT, (-AC)





ContiTech



**VW**

**TRANSPORTER IV (70XA, 70XB, 70XC, 7DB, 7DW, 70XD)**

↕					<b>6PK2060</b> <b>6PK2077</b> <b>6PK2120</b> <b>6PK2130</b> <b>6PK2215</b> <b>6PK2215</b> <b>6PK2215D1</b> <b>6PK2215D1</b> <b>6PK2236</b> <b>6PK2236D1</b> <b>CT914</b> <b>CT914K1</b> <b>CT939</b> <b>CT939K2</b> <b>CT939WP2</b> <b>AP9033</b> <b>VD1002</b> <b>MS05</b> <b>MS42</b>	ALT, 2.GEN, OE-NO 074 903 137 BB ALT, 2.GEN, OE-NO 074 903 137 AS ALT, 2.HYPD, CH-NO 70-X-140 001↔ ALT, 2.HYPD, ↔CH-NO 70-X-140 000 ALT, (AC), MTR-CODE: AXL ALT, (AC), MTR-CODE: ACV, CH-NO 70-X-140 001↔ ALT, (AC), MTR-CODE: AXL ALT, (AC), MTR-CODE: ACV, CH-NO 70-X-140 001↔ ALT, (AC), MTR-CODE: ACV, ↔CH-NO 70-X-140 000 MTR-CODE: ACV, ↔CH-NO 70-X-140 000, ALT, (AC) INJP INJP CA CA CA	
	2.5, 2.5 Syncro	07/96-04/03	AET, APL, AVT	85	2461	<b>6PK1352</b> <b>6PK2077</b> <b>6PK2120</b> <b>6PK2130</b> <b>6PK2215</b> <b>6PK2225</b> <b>6PK2236</b> <b>CT939</b> <b>CT939K5</b> <b>CT939WP5</b>	ALT, (AC) ALT, 2.GEN ALT, 2.HYPD, CH-NO 70-X-140 001↔ ALT, 2.HYPD, ↔CH-NO 70-X-140 000 ALT, (AC), (AUTOM), (Aufbau kurz) ALT, (AC), (AUTOM), (Aufbau lang) ALT, (AC), (MANL) CA CA, MTR-CODE: AET, AEU, APL, AVT CA, MTR-CODE: AET, AEU, APL, AVT
	2.8 VR6	11/95-05/00	AES	103	2792	<b>7DPK1400</b> <b>7PK1325</b>	ALT, PS, (AC) ALT, PS, (-AC)

**TRANSPORTER V (7\_)**

1.9 TDI

↕	04/03-11/09	AXB, AXC	63-77	1896	<b>6DPK1195</b> <b>6DPK1195</b> <b>6DPK1195D1</b>  <b>6DPK1195K2</b> <b>6DPK1195K2</b> <b>6DPK1215</b> <b>6DPK1215</b> <b>6DPK1215D1</b> <b>6DPK1215D1</b> <b>6PK1120</b> <b>6PK1120</b> <b>6PK1138</b> <b>6PK1138</b> <b>CT1028</b> <b>CT1028K3</b> <b>CT1028WP3</b> <b>AP9001</b> <b>VD1076</b> <b>VD1091</b> <b>MS17</b> <b>MS18</b>	ALT, PS, (AC), ↔CH-NO 7H-6H079 890 ALT, PS, (AC), ↔CH-NO 7H-6X022 356 ALT, PS, (AC), CH-NO 7H-5-075 001↔, ↔CH-NO 7H-6H079 890, 7H-6X022 356 ALT, PS, (AC), ↔CH-NO 7H-6X022 356 ALT, PS, (AC), ↔CH-NO 7H-6H079 890 ALT, PS, (AC), CH-NO 7H-6X022 357↔ ALT, PS, (AC), CH-NO 7H-6H079 891↔ ALT, PS, (AC), CH-NO 7H-6X022 357↔ ALT, PS, (AC), CH-NO 7H-6H079 891↔ ALT, PS, (-AC), ↔CH-NO 7H-6H079 890 ALT, PS, (-AC), ↔CH-NO 7H-6X022 356 ALT, PS, (-AC), CH-NO 7H-6H079 891↔ ALT, PS, (-AC), CH-NO 7H-6X022 357↔ CA, WP CA, WP CA, WP MTR-CODE: AXB, AXC, CH-NO 7J-5-022 001↔ MTR-CODE: AXB, AXC, ↔CH-NO 7J-5-022 000 FOR ART-NO: VD1091 FOR ART-NO: VD1076
	01/06-11/09	BRR, BRS	62-75	1896	<b>6DPK1215</b> <b>6DPK1215D1</b> <b>6PK1138</b> <b>CT1028</b> <b>CT1028K3</b> <b>CT1028WP3</b> <b>AP9001</b>	ALT, PS, (AC) ALT, PS, (AC) ALT, PS, (AC) CA, WP CA, WP CA, WP

VW



ContiTech



VW

TRANSPORTER V (7\_)

↔	2.0 TDI, 2.0 TDI 4motion	09/09-	CAAA, CAAB, CAAC, CCHA	62-103	1968	<b>MS46</b> <b>6PK1080</b> <b>6PK1555</b> <b>CT1139</b> <b>CT1139K2</b> <b>CT1139WP6</b> <b>AP9022</b> <b>MS46</b>	MTR-CODE: CAAA, CAAB, CAAC, CAAE, CCHA, CCHB, CFCA, ALT, (-AC) MTR-CODE: CAAA, CAAB, CAAC, CAAE, CCHA, CCHB, CFCA, ALT, (AC) MTR-CODE: CAAA, CAAB, CAAC, CAAE, CCHA, CCHB, CFCA, CA MTR-CODE: CAAA, CAAB, CAAC, CAAE, CCHA, CCHB, CFCA, CA MTR-CODE: CAAA, CAAB, CAAC, CAAE, CCHA, CCHB, CFCA, CA, WP
	2.5 TDI, 2.5 TDI 4motion	04/03-11/09	AXD, BNZ, AXE, BPC	96-128	2461	<b>AP9030</b>	ALT, AC
	3.2 V6	02/04-11/09	BDL	170	3189	<b>6DPK1320</b> <b>6PK1264</b> <b>AP9001</b>	ALT, PS, AC ALT, PS
BKK, CFLA			173	3189	<b>6DPK1320</b> <b>6PK1264</b> <b>AP9001</b>	ALT, (AC) ALT, (-AC)	

TRANSPORTER VI (SGA, SGH, SGB, SGG, SGJ, SFD, SFE, SFL, SFZ)

2.0 TDI, 2.0 TDI 4motion	04/15-	CAAA, CXGA, CAAB, CXGB, CAAC, CFCA, CXEB, CXFA, CXHA	62-150	1968	<b>AP9022</b>	
--------------------------	--------	--	--------	------	---------------	--

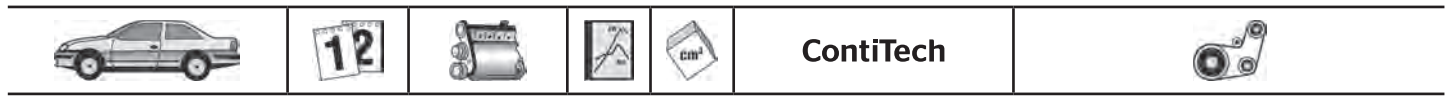
UP

1.0, 1.0 EcoFuel	08/11-	CHYA, CHYB, CPGA	44-55	999	<b>6PK1000</b> <b>6PK701 ELAST</b> <b>6PK701 ELAST T1</b> <b>6PK737</b> <b>6PK989 ELAST</b> <b>CT1167</b> <b>CT1167K1</b> <b>AP9012</b>	ALT, (AC), (BlueMotion) ALT, (-AC), (-START-STOP) ALT, (-AC), (-START-STOP) ALT, (AC), (START-STOP) ALT, (AC) CA CA
------------------	--------	------------------	-------	-----	--	---

VENTO (1H2)

1.8	11/91-09/98	AAM	55	1781	<b>11,5X685Ld</b> <b>11,5X755Ld</b> <b>2PJ800</b> <b>2PJ860</b> <b>6PK1033</b> <b>6PK1153</b> <b>6PK1153K1</b> <b>6PK894</b> <b>6PK976</b> <b>6PK976K3</b> <b>CT637</b> <b>CT637K1</b> <b>CT848</b> <b>CT848K4</b>	PS PS, (AC) 2.FAN 2.FAN ALT, (AUTOM-TP), CH-NO 1HT-240 001 ↔ ALT, AC ALT, AC ALT, (MANL-TP) ALT, (AUTOM-TP), ↔CH-NO 1HT-240 000 ALT, (AUTOM-TP), ↔CH-NO 1HT-240 000 CA, ↔07/1994 CA, ↔07/1994 CA, 08/1994 ↔ CA, 08/1994 ↔
		ABS, ADZ	66	1781	<b>11,5X685Ld</b> <b>11,5X755Ld</b> <b>2PJ800</b> <b>2PJ860</b> <b>6PK1033</b> <b>6PK1153</b> <b>6PK1153K1</b> <b>6PK894</b> <b>6PK976</b> <b>CT848</b>	PS PS, (AC) 2.FAN 2.FAN ALT, (AUTOM-TP), CH-NO 1HT-240 001 ↔ ALT, AC ALT, AC ALT, (MANL-TP) ALT, (AUTOM-TP), ↔CH-NO 1HT-240 000 CA





VW											
VENTO (1H2)											
1.9 TD	11/91-09/98	AAZ	55	1896	<b>CT848K4</b>	CA					
					<b>11,5X730Ld</b>	PS, (-AC)					
					<b>11,5X790Ld</b>	PS, WP, (AC)					
					<b>2PJ800</b>	2.FAN, OE-NO 1H0 119 137					
1.9 TDI	09/93-09/98	1Z, AHU, ALE	66	1896	<b>2PJ860</b>	2.FAN, OE-NO 1H0 119 137 A					
					<b>6PK1045</b>	ALT, (-AC)					
					<b>6PK1045K1</b>	ALT, (-AC), (TENS DAMPER)					
					<b>6PK1145</b>	ALT, (AC)					
					<b>6PK1145K1</b>	ALT, (AC)					
					<b>6PK923</b>	ALT, (-AC), (TENS DAMPER)					
					<b>CT867</b>	CA					
					<b>CT867K1</b>	CA, MTR-CODE: AAZ, →MTR-NO 552 765					
					<b>CT867K2</b>	CA, MTR-CODE: AAZ, MTR-NO 552 766→					
					<b>AP9004</b>						
					<b>VD1084</b>						
					<b>MS13</b>	FOR ART-NO: VD1084					
					1.9 TDI	04/96-09/98	AFN	81	1896	<b>11,5X730Ld</b>	PS, (-AC)
										<b>11,5X790Ld</b>	PS, WP, (AC)
<b>2PJ800</b>	2.FAN, OE-NO 1H0 119 137										
<b>2PJ860</b>	2.FAN, OE-NO 1H0 119 137 A										
<b>6PK1045</b>	ALT, (-AC)										
<b>6PK1045K1</b>	ALT, (-AC)										
<b>6PK1145</b>	ALT, (AC)										
<b>6PK1145K1</b>	ALT, (AC)										
<b>CT867</b>	CA										
<b>CT867K3</b>	CA, MTR-CODE: 1Z, →MTR-NO 289 575										
<b>CT867K4</b>	CA, MTR-CODE: 1Z, MTR-NO 289 576→										
<b>CT867K4</b>	CA, MTR-CODE: ALE, AHU										
<b>AP9004</b>											
<b>VD1084</b>											
<b>MS13</b>	FOR ART-NO: VD1084										
2.0	11/91-09/98	2E, ADY, AGG, AKR	85	1984	<b>11,5X685Ld</b>	PS					
					<b>11,5X755Ld</b>	PS, (AC)					
					<b>2PJ800</b>	2.FAN					
					<b>2PJ860</b>	2.FAN					
					<b>6PK1033</b>	ALT, (AUTOM-TP), CH-NO 1HT-240 001→					
					<b>6PK1153</b>	ALT, AC					
					<b>6PK1153K1</b>	ALT, AC					
					<b>6PK894</b>	ALT, (MANL-TP)					
					<b>6PK976</b>	ALT, (AUTOM-TP), →CH-NO 1HT-240 000					
					<b>6PK976K3</b>	ALT, (AUTOM-TP), →CH-NO 1HT-240 000					
					<b>CT630</b>	CA					
					<b>CT630K1</b>	CA					

**WARTBURG**

353	1.0	02/75-08/88	353,18	37	993	<b>AVX10X1150</b>	WP
						<b>AVX10X1250</b>	WP, (INCL. OILP)





ContiTech



**WARTBURG**

353



1.3

09/88-05/91

4VO7,2/7,5GRF

43

1272



AVX10X685

ALT



AVX10X700

ALT



CT633

CA



CT633WP1

CA

353 Tourist

1.0

02/75-01/89

353,18

37

993



AVX10X1150

ALT

**ZAZ**

TAVRIA (1102)

1.1

01/89-

MEMZ-245

37

1091



AVX10X725


ALT



CT536

CA

ZAZ



Produktprogramm

Programa de productos

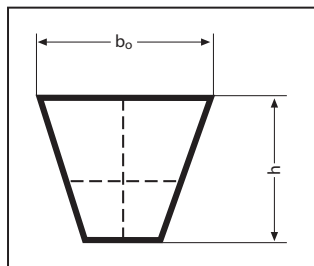
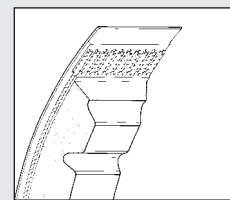
Product range

Gamma prodotti

Programme produit

Ассортимент

Keilriemen  
V-Belt  
Courroie trapézoïdale  
Correa trapezoidal  
Cinghia trapezoidale  
Клиновой ремень



	≈b <sub>o</sub> (mm)	≈h (mm)	La Δ (%)	DIN
AVX 10	10,0	8	- 1 + 0,5	7753 III
AVX 13	13,0	9	- 1 + 0,5	7753 III
AVP 13	13,0	9	- 1 + 0,5	7753 III
11,0	11,0	8	- 1 + 0,5	
11,2	11,2	8	- 1 + 0,5	
11,3	11,3	8	- 1 + 0,5	
11,5	11,5	8	- 1 + 0,5	
11,9	11,9	8	- 1 + 0,5	
SPB / XPB	16,3	13	- 1 + 1	7753 I



SPA / XPA L<sub>w</sub> + 18 mm = AVX 13 L<sub>a</sub>

XPA 1000 L<sub>w</sub> = AVX 13 X 1018

Abmessung  
Size  
Dimension  
Dimensión  
Dimensione  
Размер

Abmessung  
Size  
Dimension  
Dimensión  
Dimensione  
Размер

Abmessung  
Size  
Dimension  
Dimensión  
Dimensione  
Размер

Abmessung  
Size  
Dimension  
Dimensión  
Dimensione  
Размер

Abmessung  
Size  
Dimension  
Dimensión  
Dimensione  
Размер

Abmessung  
Size  
Dimension  
Dimensión  
Dimensione  
Размер

### 8 (Li)

8X530Li  
8X580Li

### 10 (Ld)

10X1820Ld

### 11,0 (Ld)

11,0X528Ld

### 11,2 (Ld)

11,2X820Ld  
11,2X866Ld  
11,2X875Ld

### 11,3 (Ld)

11,3X643Ld  
11,3X912Ld

### 11,5 (Ld)

11,5X685Ld  
11,5X695Ld  
11,5X730Ld  
11,5X745Ld  
11,5X755Ld  
11,5X790Ld

### 11,9 (Ld)

11,9X650Ld  
11,9X670Ld  
11,9X675Ld  
11,9X690Ld

11,9X710Ld  
11,9X758Ld

11,9X768Ld  
11,9X772Ld

11,9X783Ld  
11,9X793Ld

11,9X806Ld  
11,9X835Ld

11,9X864Ld  
11,9X868Ld

11,9X876Ld  
11,9X885Ld

11,9X903Ld  
11,9X925Ld

11,9X950Ld  
11,9X965Ld

11,9X985Ld  
11,9X995Ld

11,9X1000Ld

11,9X1013Ld  
11,9X1025Ld

11,9X1036Ld  
11,9X1042Ld

11,9X1150Ld  
11,9X1171Ld

11,9X1175Ld  
11,9X1183Ld

11,9X1214Ld  
11,9X1288Ld

11,9X1350Ld

### 17 (Li)

17X686Li  
17X838Li

17X889Li  
17X950Li

17X965Li  
17X1000Li

17X1017Li

17X1030Li  
17X1040Li

17X1060Li  
17X1150Li

17X1175Li  
17X1180Li

17X1200Li  
17X1215Li

17X1225Li  
17X1250Li

17X1270Li  
17X1300Li

17X1320Li  
17X1335Li

17X1350Li  
17X1360Li

17X1372Li  
17X1400Li

17X1450Li  
17X1470Li

17X1500Li

17X1525Li  
17X1575Li

17X1600Li  
17X1650Li

17X1775Li  
17X1940Li

17X1950Li  
17X1981Li

17X2000Li  
17X2083Li

17X2200Li  
17X2240Li

17X2400Li  
17X2540Li

17X2540Li

### AVP13 (La)

AVP13X2150

AVP13X2175

AVP13X2225

AVP13X2250

AVP13X2300

AVP13X2325

AVP13X2350

AVP13X2375

AVP13X2400

AVP13X2425

AVP13X2450

AVP13X2500

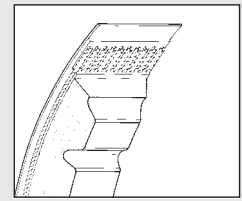
AVP13X2550

AVP13X2575

AVP13X2625

AVP13X2650

Keilriemen  
V-Belt  
Courroie trapézoïdale  
Correa trapezoidal  
Cinghia trapezoidale  
Клиновой ремень



Abmessung  
Size  
Dimension  
Dimensión  
Dimensione  
Размер

Abmessung  
Size  
Dimension  
Dimensión  
Dimensione  
Размер

Abmessung  
Size  
Dimension  
Dimensión  
Dimensione  
Размер

Abmessung  
Size  
Dimension  
Dimensión  
Dimensione  
Размер

Abmessung  
Size  
Dimension  
Dimensión  
Dimensione  
Размер

Abmessung  
Size  
Dimension  
Dimensión  
Dimensione  
Размер

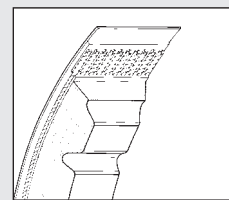
**AVX10 (La)**

AVX10X505	AVX10X875	AVX10X1175
AVX10x540	AVX10X888	AVX10X1184
AVX10X550	AVX10X900	AVX10X1190
AVX10x580	AVX10X905	AVX10X1200
AVX10X593	AVX10X910	AVX10X1215
AVX10X600	AVX10X913	AVX10X1225
AVX10X610	AVX10X920	AVX10X1238
AVX10X613	AVX10X925	AVX10X1250
AVX10X617	AVX10X930	AVX10X1270
AVX10X625	AVX10X935	AVX10X1275
AVX10X630	AVX10X940	AVX10X1290
AVX10X635	AVX10X950	AVX10X1300
AVX10X643	AVX10X960	AVX10X1310
AVX10X650	AVX10X965	AVX10X1325
AVX10X660	AVX10X970	AVX10X1340
AVX10X666	AVX10X975	AVX10X1350
AVX10X675	AVX10X980	AVX10X1375
AVX10X680	AVX10X983	AVX10X1400
AVX10X685	AVX10X990	AVX10X1425
AVX10X690	AVX10X995	AVX10X1450
AVX10X695	AVX10X1000	AVX10X1475
AVX10X700	AVX10X1005	AVX10X1500
AVX10X710	AVX10X1013	AVX10X1525
AVX10X715	AVX10X1025	AVX10X1550
AVX10X725	AVX10X1035	AVX10X1575
AVX10X730	AVX10X1050	AVX10X1600
AVX10X735	AVX10X1060	AVX10X1625
AVX10X740	AVX10X1065	AVX10x1650
AVX10X750	AVX10X1070	AVX10X1700
AVX10X757	AVX10X1075	AVX10X1750
AVX10X763	AVX10X1080	AVX10X1775
AVX10X770	AVX10X1085	AVX10X1825
AVX10X775	AVX10X1090	
AVX10X785	AVX10X1100	
AVX10X788	AVX10X1110	
AVX10X795	AVX10X1113	
AVX10X800	AVX10X1125	
AVX10X813	AVX10X1133	
AVX10X818	AVX10X1140	
AVX10X825	AVX10X1150	
AVX10X838	AVX10X1155	
AVX10X850	AVX10X1160	
AVX10X858	AVX10X1165	
AVX10X865	AVX10X1170	

**AVX13 (La)**

AVX13X600	AVX13X938	AVX13X1385
AVX13X610	AVX13X947	AVX13X1400
AVX13X620	AVX13X950	AVX13X1410
AVX13X625	AVX13X955	AVX13X1425
AVX13X640	AVX13X960	AVX13X1443
AVX13X650	AVX13X968	AVX13X1450
AVX13X655	AVX13X975	AVX13X1460
AVX13X670	AVX13X985	AVX13X1475
AVX13X675	AVX13X990	AVX13X1485
AVX13X680	AVX13X1000	AVX13X1500
AVX13X685	AVX13X1015	AVX13X1518
AVX13X690	AVX13X1025	AVX13X1525
AVX13X700	AVX13X1030	AVX13X1535
AVX13X710	AVX13X1040	AVX13X1550
AVX13X715	AVX13X1050	AVX13X1575
AVX13X725	AVX13X1055	AVX13X1600
AVX13X750	AVX13X1060	AVX13X1625
AVX13X765	AVX13X1075	AVX13X1650
AVX13X775	AVX13X1085	AVX13X1675
AVX13X780	AVX13X1100	AVX13X1693
AVX13X785	AVX13X1118	AVX13X1700
AVX13X795	AVX13X1125	AVX13X1718
AVX13X800	AVX13X1138	AVX13X1725
AVX13X805	AVX13X1145	AVX13X1750
AVX13X810	AVX13X1150	AVX13X1775
AVX13X818	AVX13X1155	AVX13X1800
AVX13X825	AVX13X1160	AVX13X1825
AVX13X830	AVX13X1165	AVX13X1850
AVX13X835	AVX13X1175	AVX13X1863
AVX13X840	AVX13X1184	AVX13X1875
AVX13X850	AVX13X1188	AVX13X1900
AVX13X855	AVX13X1200	AVX13X1925
AVX13X860	AVX13X1225	AVX13X1950
AVX13X865	AVX13X1235	AVX13X1975
AVX13X868	AVX13X1250	AVX13X2000
AVX13X875	AVX13X1260	AVX13X2018
AVX13X885	AVX13X1275	AVX13X2025
AVX13X890	AVX13X1285	AVX13X2050
AVX13X900	AVX13X1290	AVX13X2075
AVX13X910	AVX13X1300	AVX13X2100
AVX13X915	AVX13X1325	AVX13X2125
AVX13X920	AVX13X1338	AVX13X2200
AVX13X925	AVX13X1350	
AVX13X930	AVX13X1375	

Keilriemen  
V-Belt  
Courroie trapézoïdale  
Correa trapezoidal  
Cinghia trapezoidale  
Клиновой ремень



Abmessung  
Size  
Dimension  
Dimensión  
Dimensione  
Размер

Abmessung  
Size  
Dimension  
Dimensión  
Dimensione  
Размер

Abmessung  
Size  
Dimension  
Dimensión  
Dimensione  
Размер

Abmessung  
Size  
Dimension  
Dimensión  
Dimensione  
Размер

Abmessung  
Size  
Dimension  
Dimensión  
Dimensione  
Размер

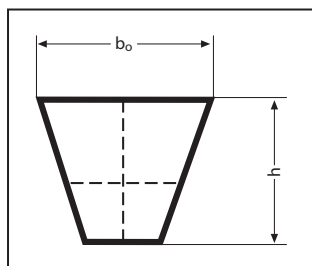
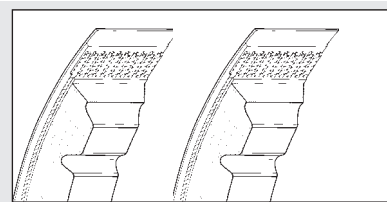
Abmessung  
Size  
Dimension  
Dimensión  
Dimensione  
Размер

<b>AVX17 (La)</b>	<b>SPA (Ld)</b>	<b>SPB (Ld)</b>	<b>SPZ (Ld)</b>	<b>XPA (Ld)</b>	<b>XPB (Ld)</b>
AVX17X850	SPA882	SPB1250	SPZ562	XPA910	XPB1250
AVX17X900	SPA1382	SPB1320	SPZ812	XPA982	XPB1260
AVX17X920	SPA1482	SPB1400	SPZ850	XPA1250	XPB1320
AVX17X950	SPA1532	SPB1500	SPZ875	XPA1900	XPB1400
AVX17X980	SPA2000	SPB2000	SPZ1147		XPB1450
AVX17X1000	SPA2120	SPB2180	SPZ1180		XPB1455
AVX17X1017	SPA2132	SPB2240	SPZ1250		XPB1500
AVX17X1025	SPA2300	SPB2310	SPZ1737		XPB1650
AVX17X1030	SPA2332	SPB2360			XPB1700
AVX17X1040	SPA2632				XPB1750
AVX17X1055	SPA2650				XPB1900
AVX17X1060	SPA2782				XPB1950
AVX17X1070	SPA2832				XPB2000
AVX17X1080	SPA2847				XPB2020
AVX17X1090	SPA2882				XPB2040
AVX17X1100	SPA2932				XPB2075
AVX17X1115	SPA3182				XPB2100
AVX17X1145					XPB2120
AVX17X1165					XPB2150
AVX17X1195					XPB2200
AVX17X1225					XPB2240
AVX17X1250					XPB2310
AVX17X1300					XPB2325
AVX17X1325					XPB2375
AVX17X1385					XPB2400
AVX17X1400					XPB2410
AVX17X1450					XPB2500
AVX17X1500					XPB2530





Keilriemensatz  
V-Belt set  
Jeux de courroies trapézoïdales  
Kits de correas trapeziales  
Set di cinghie trapezoidali  
Наборы клиновых ремней



	≈bo (mm)	≈h (mm)	La (%)	DIN / ISO
AVX 10	10,0	8	0,15	7753 III / 2790
AVX 13	13,0	9	0,15	7753 III / 2790
AVP 13	13,0	9	0,15	7753 III / 2790



**AVX 10 X 975 SA2 = 2 x AVX 10 X 975**  
**AVX 10 X 975 SA3 = 3 x AVX 10 X 975**

### Satzgerechte Kfz-Keilriemen

garantieren bei mehrrolligen Antrieben:

- eine gleichmäßige Lastverteilung
- eine hohe Leistungsfähigkeit
- eine hohe Wirtschaftlichkeit

Keilriemen AVX 13 sind im Längenbereich 1000 mm bis 2100 mm in 25 mm Schritten (1000, 1025, 1050...) mit Satznummern (44 bis 53) gekennzeichnet.

**Wichtig!** Keilriemen die im Satz laufen sollen, müssen die gleiche Satznummer aufweisen.

### Correas para automoción aptas para trabajar en juegos

garantizan para transmisiones de poleas múltiples:

- repartición uniforme de las cargas
- alto rendimiento
- gran rentabilidad

Las correas AVX 13 en las longitudes de 1000 mm hasta 2100 mm están marcadas en pasos de 25 mm (1000, 1025, 1050) con números de juego (44 a 53).

**¡Importante!** Las correas que funcionen juntas deben llevar el mismo número de juego.

### Fanbelts in matching lengths

guarantee for multi-groove drive units

- even load distribution
- high performance
- high economy

AVX 13 fan belts are manufactured in lengths from 1000 mm to 2100 mm in steps of 25 mm (i.e. 1000, 1025, 1050 mm etc.) and are marked with set numbers (44 to 53).

**Important!** Fan belts that are intended for use in a set must all have the same set number.

### Cinghie trapezoidali a gruppi per autovetture

consentono nelle trasmissioni multiple:

- una distribuzione omogenea del carico
- elevato rendimento
- alta economicità

Le cinghie trapezoidali AVX 13 sono disponibili nel campo di lunghezza compreso tra 1000 e 2100 mm a passi di 25 mm (1000, 1025, 1050) e contrassegnate con i numeri di serie (da 44 a 53).

**Importante!** Le cinghie previste per il funzionamento in serie devono avere lo stesso numero di serie.

### Les courroies trapézoïdales

compatibles en jeux garantissent, pour les transmissions à poulies multigorges:

- une répartition uniforme des contraintes
- des performances élevées
- une grande rentabilité

Les courroies trapézoïdales AVX 13 comportent dans la plage de longueurs de 1.000 mm à 2.100 mm des numéros de jeux (44 à 53) par tranche de 25 mm (1000, 1025, 1050...).

**Important!** Les courroies trapézoïdales devant fonctionner en jeux doivent présenter le même numéro de jeu.

### Комплектные поликлиновые ремни в ручейковых приводах

гарантируют:

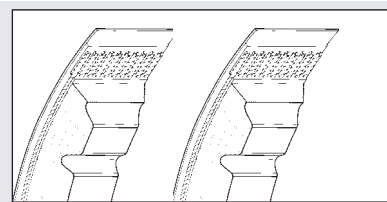
- равномерное распределение нагрузки
- большую мощность
- высокую экономичность

Клиновые ремни AVX 13 имеют шаговую разметку в 25 мм на отрезке от 1000 мм до 2100 мм (1000, 1025, 1050...). Маркировка: с 44 до 53.

**Внимание!** Клиновые ремни работающие комплектно, должны иметь те же номера маркировки.

**ORIGINAL GEMESSENER SATZ  
FACTORY MEASURED SET  
JEU APPAIRÉ D'ORIGINE  
JUEGO MEDIDO EN FÁBRICA  
SERIE MISURATA IN FABBRICA  
ОРИГИНАЛЬНЫЙ ЗАМЕР КОМПЛЕКТА**

Keilriemensatz  
 V-Belt set  
 Jeux de courroies trapézoïdales  
 Kits de correas trapeziales  
 Set di cinghie trapezoidali  
 Наборы клиновых ремней



Abmessung  
 Size  
 Dimension  
 Dimensión  
 Dimensióne  
 Размер

Abmessung  
 Size  
 Dimension  
 Dimensión  
 Dimensióne  
 Размер

Abmessung  
 Size  
 Dimension  
 Dimensión  
 Dimensióne  
 Размер

Abmessung  
 Size  
 Dimension  
 Dimensión  
 Dimensióne  
 Размер

### 2x 12,7 (La)

2X12,7X1057La

### 2x AVP13 (La)

2XAVP13X2250

2XAVP13X2450

### 2x AVX10 (La)

2XAVX10X675

2XAVX10X700

2XAVX10X875

2XAVX10X920

2XAVX10X925

2XAVX10X960

2XAVX10X975

2XAVX10X1000

2XAVX10X1050

2XAVX10X1075

2XAVX10X1100

2XAVX10X1125

2XAVX10X1275

2XAVX10X1375

2XAVX10X1400

2XAVX10X1500

2XAVX10X1550

2XAVX10X1650

2XAVX10X1725

### 2x AVX13 (La)

2XAVX13X950

2XAVX13X1000

2XAVX13X1025

2XAVX13X1050

2XAVX13X1075

2XAVX13X1100

2XAVX13X1125

2XAVX13X1150

2XAVX13X1175

2XAVX13X1200

2XAVX13X1225

2XAVX13X1250

2XAVX13X1275

2XAVX13X1300

2XAVX13X1325

2XAVX13X1350

2XAVX13X1375

2XAVX13X1425

2XAVX13X1450

2XAVX13X1475

2XAVX13X1500

2XAVX13X1725

2XAVX13X1750

2XAVX13X1775

2XAVX13X2018

### 3x AVX10 (La)

3XAVX10X1650

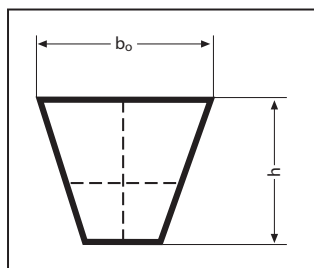
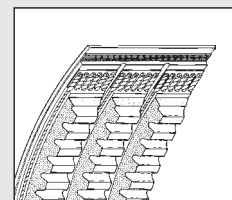
3XAVX10X1750

3XAVX10X1775

### 3x AVX13 (La)

3XAVX13X1750

Verbundkeilriemen  
 Composite V-Belt  
 Courroie trapézoïdale jumelée  
 Correa trapezoidal múltiple  
 Cinghia trapezoidale multipla  
 Многоручьевой клиновой ремень



	$\approx b_0$ (mm)	$\approx h$ (mm)	(mm)
AVX 10	10,0	8	$L_a = L_d + 13$
AVX 13	13,0	9	$L_a = L_d + 18$
12,5	13,0	9	$L_d = L_a - 18$
SPB / XPB	16,3	13	$L_d = L_a - 22$



**$12,5 L_a = AVX 13$**

Abmessung  
 Size  
 Dimension  
 Dimensión  
 Dimensione  
 Размер

Abmessung  
 Size  
 Dimension  
 Dimensión  
 Dimensione  
 Размер

Abmessung  
 Size  
 Dimension  
 Dimensión  
 Dimensione  
 Размер

Abmessung  
 Size  
 Dimension  
 Dimensión  
 Dimensione  
 Размер

### 2/AVX10 (La)

2/AVX10X1150

### 2/AVX13 (La)

2/AVX13X1025

2/AVX13X1125

2/AVX13X1150

2/AVX13X1375

2/AVX13X1450

2/AVX13X1475

2/AVX13X1500

2/AVX13X1575

2/AVX13X1625

2/AVX13X1925

2/AVX13X1950

2/AVX13X1985

2/AVX13X2025

2/AVX13X2225

2/AVX13X2425

### 2/SPB (Ld)

2/SPB2000

2/SPB2100

2/SPB2240

2/SPB2280

2/SPB2360

### 2/XPB (Ld)

2/XPB1230

2/XPB1650

2/XPB1800

2/XPB2000

2/XPB2050

2/XPB2100

### 3/AVX13 (La)

3/AVX13X2360

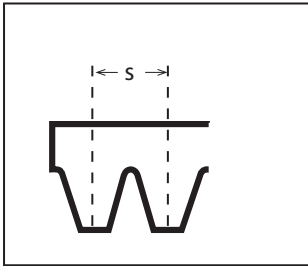
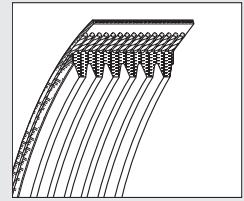
### 3/SPB (Ld)

3/SPB2260

3/SPB2350



Keilrippenriemen  
Multi V-Belt  
Courroie striée  
Correa acanalada  
Cinghia Poly-V  
Поликлиновой ремень



	≈s (mm)	≈h (mm)	DIN / ISO
PJ	2,34	4	9982
PK	3,56	5	9982



**L = Lb = Le ≠ La**

Abmessung  
Size  
Dimension  
Dimensión  
Dimensione  
Размер

Abmessung  
Size  
Dimension  
Dimensión  
Dimensione  
Размер

Abmessung  
Size  
Dimension  
Dimensión  
Dimensione  
Размер

Abmessung  
Size  
Dimension  
Dimensión  
Dimensione  
Размер

Abmessung  
Size  
Dimension  
Dimensión  
Dimensione  
Размер

Abmessung  
Size  
Dimension  
Dimensión  
Dimensione  
Размер

### 2PJ

2PJ800
2PJ838
2PJ860
2PJ905
3PJ891

### 3PK

3PK538
3PK560
3PK590
3PK600
3PK630
3PK648
3PK670
3PK675
3PK683
3PK690
3PK698
3PK703
3PK715
3PK719
3PK735
3PK740
3PK750
3PK760
3PK765
3PK775
3PK785
3PK800
3PK815
3PK820

### 4PK

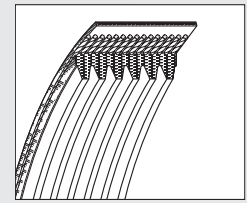
4PK545
4PK560
4PK582
4PK595
4PK605
4PK611
4PK635
4PK648
4PK654
4PK665
4PK673
4PK685
4PK698
4PK706
4PK715
4PK725
4PK735
4PK745
4PK750
4PK755
4PK760
4PK765
4PK770
4PK775
4PK780
4PK785
4PK790
4PK795
4PK800
4PK805
4PK810
4PK815

4PK825
4PK830
4PK836
4PK841
4PK845
4PK850
4PK855
4PK860
4PK863
4PK866
4PK870
4PK875
4PK885
4PK890
4PK895
4PK900
4PK905
4PK910
4PK915
4PK920
4PK925
4PK938
4PK945
4PK950
4PK954
4PK962
4PK970
4PK975

4PK985
4PK990
4PK995
4PK1000
4PK1006
4PK1010
4PK1015
4PK1020
4PK1028
4PK1038
4PK1045
4PK1054
4PK1062
4PK1070
4PK1075
4PK1080
4PK1090
4PK1100
4PK1110
4PK1125
4PK1165
4PK1170
4PK1180
4PK1190
4PK1217
4PK1230
4PK1237
4PK1245
4PK1260
4PK1267
4PK1272
4PK1290

4PK1295
4PK1310
4PK1325
4PK1360
4PK1390
4PK1413
4PK1440
4PK1470
4PK1485
4PK1511
4PK1520
4PK1538
4PK1560
4PK1580
4PK1590
4PK1645
4PK1708
4PK1720
4PK1767
4PK1775

Keilrippenriemen  
Multi V-Belt  
Courroie striée  
Correa acanalada  
Cinghia Poly-V  
Поликлиновой ремень



Abmessung  
Size  
Dimension  
Dimension  
Dimensione  
Размер

Abmessung  
Size  
Dimension  
Dimension  
Dimensione  
Размер

Abmessung  
Size  
Dimension  
Dimension  
Dimensione  
Размер

Abmessung  
Size  
Dimension  
Dimension  
Dimensione  
Размер

Abmessung  
Size  
Dimension  
Dimension  
Dimensione  
Размер

Abmessung  
Size  
Dimension  
Dimension  
Dimensione  
Размер

### 5PK

5PK491	5PK1000	5PK1295
5PK585	5PK1005	5PK1300
5PK638	5PK1010	5PK1310
5PK655	5PK1015	5PK1325
5PK675	5PK1020	5PK1330
5PK690	5PK1025	5PK1334
5PK698	5PK1030	5PK1345
5PK710	5PK1035	5PK1355
5PK715	5PK1040	5PK1370
5PK725	5PK1045	5PK1378
5PK736	5PK1054	5PK1387
5PK768	5PK1060	5PK1393
5PK775	5PK1070	5PK1397
5PK785	5PK1080	5PK1413
5PK790	5PK1090	5PK1432
5PK800	5PK1094	5PK1450
5PK805	5PK1100	5PK1500
5PK813	5PK1105	5PK1515
5PK820	5PK1110	5PK1530
5PK825	5PK1120	5PK1538
5PK830	5PK1121 EXTRA	5PK1546
5PK836	5PK1125	5PK1570
5PK847	5PK1130	5PK1585
5PK860	5PK1135	5PK1592
5PK865	5PK1140	5PK1610
5PK869	5PK1145	5PK1640
5PK875	5PK1150	5PK1646
5PK880	5PK1155	5PK1680
5PK884	5PK1165	5PK1697
5PK890	5PK1173	5PK1715
5PK900	5PK1180	5PK1720
5PK906	5PK1190	5PK1745
5PK915	5PK1200	5PK1750
5PK920	5PK1207	5PK1765
5PK925	5PK1212	5PK1788
5PK930	5PK1219	5PK1800
5PK934	5PK1225	5PK1815
5PK940	5PK1230	5PK1840
5PK950	5PK1240	5PK1850
5PK955	5PK1250	5PK1855
5PK962	5PK1255	5PK1885
5PK970	5PK1260	5PK2020
5PK975	5PK1265	5PK2030
5PK980	5PK1270	5PK2060
5PK985	5PK1285	
5PK990	5PK1290	

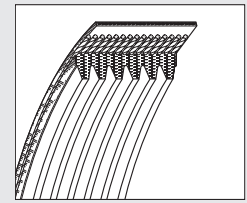
### 6DPK

6DPK1100	6PK935	6PK1205
6DPK1188	6PK948	6PK1210
6DPK1195	6PK955	6PK1217
6DPK1215	6PK962	6PK1225
6DPK1225	6PK970	6PK1230
6DPK1237	6PK976	6PK1240
6DPK1320	6PK986	6PK1244
6DPK1352	6PK995	6PK1250
6DPK1697	6PK1000	6PK1256
6DPK1817	6PK1005	6PK1264
6DPK1825	6PK1010	6PK1270
6DPK1841	6PK1015	6PK1275
6DPK1853	6PK1020	6PK1285
6DPK2215	6PK1020 EXTRA	6PK1293
	6PK1026	6PK1306
	6PK1033	6PK1310
	6PK1038	6PK1318
	6PK1045	6PK1325
	6PK1050	6PK1330
	6PK1054	6PK1345
	6PK1060	6PK1352
	6PK1065	6PK1360
	6PK1070	6PK1370
	6PK1073 EXTRA	6PK1374
	6PK1075	6PK1380
	6PK1080	6PK1388
	6PK1084	6PK1390
	6PK1090	6PK1400
	6PK1095	6PK1413
	6PK1100	6PK1420
	6PK1105	6PK1432
	6PK1110	6PK1440
	6PK1115	6PK1448
	6PK1120	6PK1453
	6PK1125	6PK1460
	6PK1130	6PK1468
	6PK1138	6PK1480
	6PK1145	6PK1486
	6PK1153	6PK1495
	6PK1165	6PK1502 EXTRA
	6PK1173	6PK1510
	6PK1180	6PK1515
	6PK1185	6PK1520
	6PK1190	6PK1526
	6PK1195	6PK1530
	6PK1200	6PK1538

### 6PK

6PK675	6PK1038	6PK1318
6PK698	6PK1045	6PK1325
6PK720	6PK1050	6PK1330
6PK730	6PK1054	6PK1345
6PK737	6PK1060	6PK1352
6PK745	6PK1065	6PK1360
6PK751	6PK1070	6PK1370
6PK759	6PK1073 EXTRA	6PK1374
6PK780	6PK1075	6PK1380
6PK800	6PK1080	6PK1388
6PK815	6PK1084	6PK1390
6PK820	6PK1090	6PK1400
6PK825	6PK1095	6PK1413
6PK836	6PK1100	6PK1420
6PK844	6PK1105	6PK1432
6PK850	6PK1110	6PK1440
6PK858	6PK1115	6PK1448
6PK862	6PK1120	6PK1453
6PK869	6PK1125	6PK1460
6PK875	6PK1130	6PK1468
6PK880	6PK1138	6PK1480
6PK884	6PK1145	6PK1486
6PK890	6PK1153	6PK1495
6PK894	6PK1165	6PK1502 EXTRA
6PK900	6PK1173	6PK1510
6PK905 EXTRA	6PK1180	6PK1515
6PK906	6PK1185	6PK1520
6PK915	6PK1190	6PK1526
6PK923	6PK1195	6PK1530
6PK925 EXTRA	6PK1200	6PK1538

Keilrippenriemen  
Multi V-Belt  
Courroie striée  
Correa acanalada  
Cinghia Poly-V  
Поликлиновой ремень



Abmessung  
Size  
Dimension  
Dimensión  
Dimensione  
Размер

Abmessung  
Size  
Dimension  
Dimensión  
Dimensione  
Размер

Abmessung  
Size  
Dimension  
Dimensión  
Dimensione  
Размер

Abmessung  
Size  
Dimension  
Dimensión  
Dimensione  
Размер

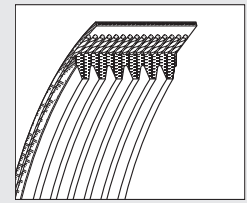
Abmessung  
Size  
Dimension  
Dimensión  
Dimensione  
Размер

Abmessung  
Size  
Dimension  
Dimensión  
Dimensione  
Размер

				<b>7PK</b>	
6PK1548	6PK1815	6PK2065	6PK2345	7PK880	7PK1642
6PK1555	6PK1820	6PK2077	6PK2360	7PK920	7PK1647
6PK1560	6PK1830	6PK2080	6PK2370	7PK935	7PK1666
6PK1564	6PK1836	6PK2090	6PK2380	7PK1035	7PK1675
6PK1570	6PK1840	6PK2094	6PK2390	7PK1040	7PK1687
6PK1580	6PK1845	6PK2100	6PK2404	7PK1076	7PK1705
6PK1590	6PK1847 EXTRA	6PK2115	6PK2415	7PK1080	7PK1715
6PK1600	6PK1850	6PK2120	6PK2433	7PK1093	7PK1730
6PK1605	6PK1856	6PK2125	6PK2445	7PK1104	7PK1741
6PK1613	6PK1863	6PK2130	6PK2460	7PK1113	7PK1749
6PK1623	6PK1870	6PK2135	6PK2465	7PK1125	7PK1760
6PK1635	6PK1873	6PK2140	6PK2475	7PK1145	7PK1770
6PK1642	6PK1880	6PK2145	6PK2490	7PK1153	7PK1785
6PK1653	6PK1885	6PK2150	6PK2498	7PK1165	7PK1795
6PK1660	6PK1893	6PK2155	6PK2510	7PK1175	7PK1801
6PK1670	6PK1900	6PK2160	6PK2523	7PK1220	7PK1815
6PK1675	6PK1905	6PK2170	6PK2528	7PK1240	7PK1834
6PK1680	6PK1910	6PK2175	6PK2535	7PK1260	7PK1845
6PK1685	6PK1915	6PK2190	6PK2550	7PK1272	7PK1855
6PK1693	6PK1920	6PK2196	6PK2563	7PK1290	7PK1867
6PK1698	6PK1930	6PK2205	6PK2581	7PK1325	7PK1910
6PK1705	6PK1940	6PK2215	6PK2585	7PK1350	7PK1915
6PK1710	6PK1950	6PK2225	6PK2615	7PK1370	7PK1920
6PK1715	6PK1955	6PK2230	6PK2625	7PK1388	7PK1933
6PK1720	6PK1965	6PK2236	6PK2650	7PK1400	7PK1950
6PK1725	6PK1973	6PK2241	6PK2680	7PK1440	7PK1970
6PK1733	6PK1980	6PK2245	6PK2870	7PK1453	7PK1980
6PK1740	6PK1986 EXTRA	6PK2250		7PK1473	7PK1988
6PK1743	6PK1990	6PK2257	<b>7DPK</b>	7PK1516	7PK2000
6PK1750	6PK2000	6PK2260	7DPK1360	7PK1538	7PK2005
6PK1755	6PK2013	6PK2264	7DPK1400	7PK1549	7PK2035
6PK1760	6PK2020	6PK2271	7DPK1697	7PK1570	7PK2045
6PK1767	6PK2030	6PK2277	7DPK1884	7PK1580	7PK2054
6PK1775	6PK2035	6PK2280	7DPK2074	7PK1593	7PK2061
6PK1780	6PK2040	6PK2285	7DPK2569	7PK1605	7PK2120
6PK1795	6PK2050	6PK2310	7DPK2880	7PK1623	7PK2255
6PK1800	6PK2055	6PK2315	7DPK2950	7PK1629	7PK2265
6PK1805	6PK2060	6PK2330		7PK1635	7PK2271



Keilrippenriemen  
Multi V-Belt  
Courroie striée  
Correa acanalada  
Cinghia Poly-V  
Поликлиновой ремень



Abmessung  
Size  
Dimension  
Dimensión  
Dimensione  
Размер

Abmessung  
Size  
Dimension  
Dimensión  
Dimensione  
Размер

Abmessung  
Size  
Dimension  
Dimensión  
Dimensione  
Размер

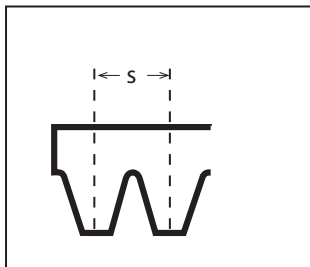
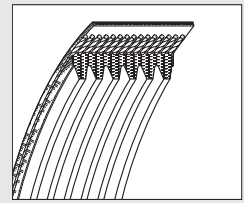
Abmessung  
Size  
Dimension  
Dimensión  
Dimensione  
Размер

Abmessung  
Size  
Dimension  
Dimensión  
Dimensione  
Размер

Abmessung  
Size  
Dimension  
Dimensión  
Dimensione  
Размер

			<b>9PK</b>	<b>10PK</b>	<b>11PK</b>
7PK2276	8PK1175	8PK1755	9PK1200	10PK1005	11PK1515
7PK2283	8PK1183	8PK1786	9PK1290	10PK1070	11PK1530
7PK2315	8PK1215	8PK1795	9PK1330	10PK1075	11PK1890
7PK2337	8PK1220	8PK1815	9PK1700	10PK1108	11PK2020
7PK2345	8PK1226	8PK1825	9PK1725	10PK1136	11PK2040
7PK2365	8PK1230	8PK1840	9PK1780	10PK1145	11PK2055
7PK2370	8PK1247	8PK1890	9PK1825	10PK1213	11PK2835
7PK2418	8PK1255	8PK1910	9PK1881	10PK1350	11PK2871
7PK2535	8PK1275	8PK1920	9PK1890	10PK1360	
7PK2630	8PK1325	8PK1940	9PK1910	10PK1400	<b>12PK</b>
7PK2682	8PK1365	8PK1955	9PK1920	10PK1447	12PK1165
7PK2710	8PK1371	8PK1980	9PK1930	10PK1460	12PK1507
7PK2842	8PK1376	8PK1988	9PK2010	10PK1505	12PK1515
7PK2875	8PK1390	8PK2000	9PK2030	10PK1538	12PK1605
7PK2958	8PK1395	8PK2020	9PK2060	10PK1570	12PK1815
7PK2967	8PK1400	8PK2035	9PK2080	10PK1620	12PK1830
7PK3120	8PK1412	8PK2050	9PK2100	10PK1626	12PK1835
	8PK1420	8PK2063	9PK2125	10PK1670	12PK1870
<b>8DPK</b>	8PK1427	8PK2080	9PK2140	10PK1675	12PK1962
8DPK1827	8PK1435	8PK2092	9PK2200	10PK1688	12PK2490
8DPK1833	8PK1448	8PK2100	9PK2260	10PK1698	
	8PK1450	8PK2120	9PK2290	10PK1725	<b>15PK</b>
	8PK1460	8PK2130	9PK2295	10PK1768	15PK938
<b>8PK</b>	8PK1475	8PK2140	9PK2325	10PK1815	
8PK800	8PK1478	8PK2145	9PK2580	10PK1845	
8PK880	8PK1480	8PK2155	9PK2618	10PK1850	
8PK900	8PK1500	8PK2163	9PK2642	10PK1863	
8PK915	8PK1509	8PK2188	9PK2835	10PK2240	
8PK955	8PK1515	8PK2215	9PK2871	10PK2700	
8PK980	8PK1538	8PK2275	9PK4100		
8PK1005	8PK1545	8PK2290	9PK4145		
8PK1015	8PK1550	8PK2337			
8PK1020	8PK1560	8PK2380			
8PK1025	8PK1570	8PK2440			
8PK1035	8PK1580	8PK2460			
8PK1055	8PK1600	8PK2465			
8PK1075	8PK1610	8PK2497			
8PK1095	8PK1625	8PK2523			
8PK1100	8PK1635	8PK2550			
8PK1115	8PK1660	8PK2585			
8PK1150	8PK1688	8PK2604			
8PK1158	8PK1715				

Keilrippenriemen Elast  
 Multi V-Belt Elast  
 Courroie striée Elast  
 Correa acanalada Elast  
 Cinghia Poly-V Elast  
 Поликлиновой ремень Elast



	≈s (mm)	≈h (mm)	DIN / ISO
PJ	2,34	4	9982
PK	3,56	5	9982



**L = Lb = Le ≠ La**

Abmessung  
 Size  
 Dimension  
 Dimensión  
 Dimensióne  
 Размер

Abmessung  
 Size  
 Dimension  
 Dimensión  
 Dimensióne  
 Размер

Abmessung  
 Size  
 Dimension  
 Dimensión  
 Dimensióne  
 Размер

Abmessung  
 Size  
 Dimension  
 Dimensión  
 Dimensióne  
 Размер

### 3PK ELAST

3PK628 ELAST  
 3PK806 ELAST  
 3PK863 ELAST  
 3PK885 ELAST  
 3PK977 ELAST

### 4PK ELAST

4PK592 ELAST  
 4PK611 ELAST  
 4PK643 ELAST  
 4PK711 ELAST  
 4PK753 ELAST  
 4PK811 ELAST  
 4PK819 ELAST  
 4PK826 ELAST  
 4PK830 ELAST  
 4PK844 ELAST  
 4PK850 ELAST  
 4PK860 ELAST  
 4PK867 ELAST  
 4PK874 ELAST  
 4PK885 ELAST  
 4PK896 ELAST  
 4PK903 ELAST  
 4PK906 ELAST  
 4PK916 ELAST  
 4PK917 ELAST  
 4PK922 ELAST  
 4PK924 ELAST  
 4PK970 ELAST  
 4PK1022 ELAST  
 4PK1041 ELAST  
 4PK1102 ELAST

### 5PK ELAST

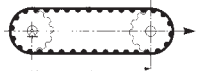
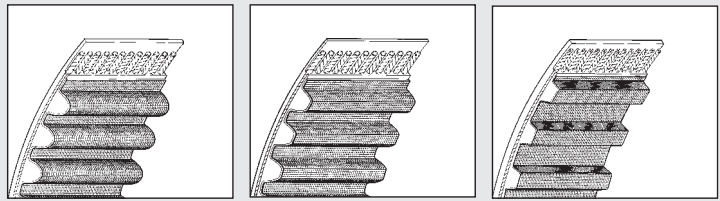
5PK595 ELAST  
 5PK628 ELAST  
 5PK690 ELAST  
 5PK694 ELAST  
 5PK705 ELAST  
 5PK711 ELAST  
 5PK716 ELAST  
 5PK868 ELAST  
 5PK898 ELAST  
 5PK926 ELAST  
 5PK1236 ELAST



































### 6PK ELAST

6PK684 ELAST  
 6PK691 ELAST  
 6PK701 ELAST  
 6PK780 ELAST  
 6PK794 ELAST  
 6PK799 ELAST  
 6PK831 ELAST  
 6PK842 ELAST  
 6PK848 ELAST  
 6PK852 ELAST  
 6PK873 ELAST  
 6PK989 ELAST  
 6PK1019 ELAST  
 6PK1023 ELAST  
 6PK1029 ELAST  
 6PK1033 ELAST  
 6PK1042 ELAST  
 6PK1059 ELAST  
 6PK1090 ELAST  
 6PK1240 ELAST  
 6PK1249 ELAST

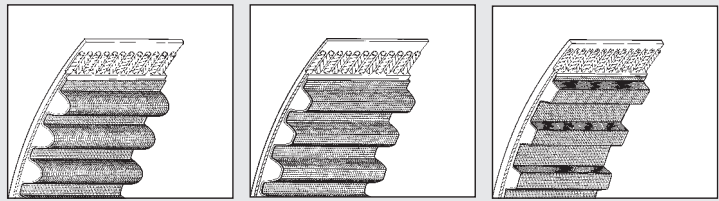


Zahnriemen  
Timing Belt  
Courroie de distribution  
Correa de distribución  
Cinghia sincrona  
Зубчатый ремень ГРМ



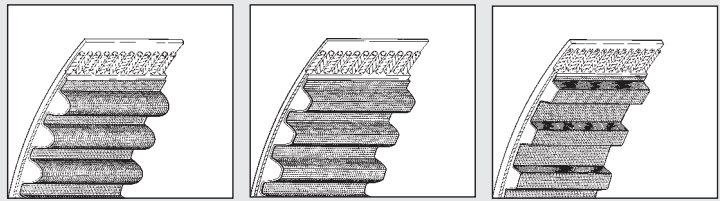
LA		
LAR		
LAN		
LAH		
LAHR		
LAHN		
HTD		
HTDN		
HTDH		
HTDA		
HTDK		
STD		
STDN		
CHDN		
CPPN		
CPI		
CPPN		

Zahnriemen  
Timing Belt  
Courroie de distribution  
Correa de distribución  
Cinghia sincrona  
Зубчатый ремень ГРМ



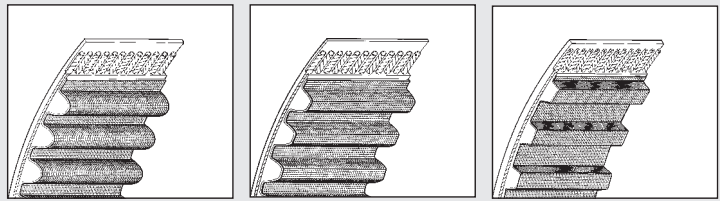
CT-Nr	⌒ x	⌒	⌒	⌒	CT-Nr	⌒ x	⌒	⌒	⌒
CT1000	153	HTDA	9,525	29	CT1050	223	HTDA	8	27
CT1001	112	HTDA	9,525	24	CT1051	141	HTDA	9,525	30
CT1004	54	HTD	9,525	17	CT1052	259	CPPN	8	32
CT1005	79	HTDA	9,525	19	CT1053	111	HTDA	8	29
CT1006	125	HTDA	9,525	26	CT1054	130	CHDN	9,525	25
CT1007	134	HTDA	9,525	27	CT1055	130	CHDN	9,525	28
CT1008	109	HTDA	8	25	CT1056	145	STD	8	23
CT1010	132	HTDA	9,525	28	CT1058	281	HTDA	8	30
CT1012	137	LAHR	9,525	22,9	CT1060	60	XL	5,08	9,4
CT1013	101	HTDA	8	20	CT1061	136	HTD	9,525	25
CT1014	131	HTDA	9,525	25	CT1062	110	STD	8	22
CT1015	207	LAHN	9,525	30	CT1063	144	CPPN	9,525	25
CT1016	122	HTDA	9,525	29	CT1064	133	HTDA	9,525	26
CT1017	97	HTDA	9,525	19	CT1065	134	HTDA	9,525	26
CT1018	87	LAHN	9,525	23,9	CT1066	100	HTD	9,525	17
CT1019	143	HTDA	9,525	25	CT1067	104	HTDA	9,525	17
CT1020	101	HTDA	9,525	30	CT1068	281	STD	8	30
CT1023	168	STD	8	24	CT1069	137	STD	8	22
CT1024	107	HTDA	8	22	CT1070	106	HTDA	9,525	24
CT1025	132	HTDA	9,525	26	CT1071	154	HTDA	9,525	29
CT1026	153	HTDA	9,525	26	CT1072	111	HTDK	8	25
CT1027	173	STD	8	29	CT1073	176	HTDA	9,525	28
CT1028	120	HTDA	9,525	30	CT1074	59	HTDA	9,525	22
CT1029	211	HTDK	8	32	CT1075	175	STD	8	29
CT1030	128	HTDA	8	26	CT1076	198	STDN	8	24
CT1032	57	XL	5,08	7,9	CT1077	146	STDM	8	24
CT1033	133	HTDA	9,525	25	CT1078	129	HTDA	9,525	25
CT1034	154	CPPN	9,525	30	CT1079	116	HTDA	9,525	25
CT1035	123	HTDA	9,525	27	CT1080	187	HTDA	8	32
CT1037	146	CPPN	9,525	25	CT1081	103	HTDA	9,525	22
CT1038	152	CHDN	9,525	30	CT1082	104	HTDA	9,525	22
CT1041	112	CPPN	9,525	30	CT1084	149	HTDA	9,525	30
CT1042	78	CPPN	9,525	24	CT1085	207	HTDA	8	32
CT1043	178	HTD	9,525	25	CT1086	195	HTDA	8	32
CT1044	141	LAHR	9,525	25,4	CT1087	197	HTDA	8	26
CT1045	95	HTDA	9,525	23,4	CT1088	148	STD	8	23
CT1046	89	CPPN	9,525	25	CT1089	97	HTD	9,525	25
CT1047	123	HTDA	8	22	CT1090	117	HTDA	9,525	30
CT1048	116	HTDA	8	29	CT1091	116	CHD	9,525	25,4
CT1049	124	CPPN	8	22	CT1092	137	CPPN	9,525	25

Zahnriemen  
Timing Belt  
Courroie de distribution  
Correa de distribución  
Cinghia sincrona  
Зубчатый ремень ГРМ



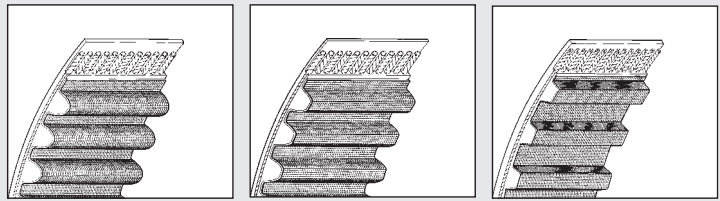
CT-Nr	⌒ x	⌒	⌒	⌒	CT-Nr	⌒ x	⌒	⌒	⌒
CT1094	83	HTDA	9,525	24	CT1138	153	HTDA	9,525	25
CT1095	83	HTDA	9,525	30	CT1139	160	HTDA	9,525	25
CT1096	176	CPPN	9,525	28	CT1140	116	CHD	9,525	25,4
CT1097	58	CPPN	9,525	22	CT1141	65	STD	8	12,7
CT1099	123	HTDA	9,525	28	CT1142	118	HTDA	9,525	25,4
CT1100	143	CPPN	9,525	25	CT1143	54	CDP	5	12
CT1101	135	HTDA	9,525	25	CT1144	146	HTDA	9,525	28
CT1102	155	HTDA	8	24	CT1145	153	HTDA	9,525	30
CT1103	149	HTDA	9,525	24	CT1147	211	STD	8	34
CT1104	135	CPPN	9,525	25,4	CT1148	178	CPPN	9,525	30
CT1105	199	CPI	8,035	24	CT1149	163	CPPN	8	24
CT1106	190	STDN	8	24	CT1150	133	HTDA	9,525	26
CT1107	99	HTDA	8	19	CT1151	103	HTDA	9,525	26,5
CT1108	150	HTDA	9,525	29	CT1152	154	HTDA	9,525	25,4
CT1109	65	HTDA	8	12,7	CT1153	105	HTD	9,525	25
CT1110	153	HTDA	9,525	25	CT1155	194	CPI	8,035	24
CT1111	112	HTDA	9,525	29	CT1156	104	HTDA	9,525	30
CT1112	68	HTDA	8	23	CT1157	171	CPI	8,035	24
CT1113	265	HTDA	8	32	CT1158	173	CTD	11	34
CT1114	125	CPPN	8	22	CT1162	141	CHDR	9,525	25,4
CT1115	129	CPPN	8	22	CT1163	139	CHD	9,525	25,4
CT1116	159	HTDA	8	29	CT1164	113	HTDA	9,525	17
CT1117	195	CPPN	9,525	29	CT1167	163	STD	7	20
CT1118	85	CPPN	9,525	20	CT1168	145	HTDL	9,525	25
CT1119	185	HTD	9,525	28	CT1169	87	STD	5	10
CT1120	141	LAHR	9,525	25,9	CT1175	219	HTD	8	32
CT1121	151	HTDA	9,525	22	CT1176	259	HTDA	8	32
CT1122	152	HTDA	9,525	30	CT1178	131	HTDA	9,525	25
CT1123	220	STD	8	28	CT1179	132	HTDD	9,525	27,4
CT1125	126	HTDA	9,525	26	CT1183	193	CPI	8,035	24
CT1127	131	HTDA	9,525	27	CT1184	119	HTDA	9,525	27
CT1128	177	HTDA	8	30	CT1194	86	CHDR	9,525	24
CT1130	126	HTDA	9,525	27	CT503	104	LA	9,525	15
CT1131	82	HTDA	9,525	24	CT504	104	LA	9,525	15
CT1132	106	HTDA	8	25	CT508	119	LAH	9,525	32
CT1133	153	HTDA	9,525	27	CT510	120	LAHR	9,525	19
CT1134	160	HTDA	9,525	30	CT511	122	LAHR	9,525	19
CT1135	239	LAHN	9,525	30	CT512	130	LAH	9,525	25,4
CT1136	150	HTDA	9,525	30	CT513	135	LAHN	9,525	25,4
CT1137	137	HTDA	9,525	22	CT515	151	STD	8	19

Zahnriemen  
Timing Belt  
Courroie de distribution  
Correa de distribución  
Cinghia sincrona  
Зубчатый ремень ГРМ



CT-Nr					CT-Nr				
CT516	137	LAHR	9,525	30	CT583	177	HTD	9,525	25
CT517	163	LAHR	9,525	25,4	CT584	219	HTD	9,525	25
CT520	127	HTD	8,22	25	CT585	106	HTD	9,525	22
CT521	130	HTD	9,525	25	CT586	109	HTD	9,525	22
CT522	148	HTD	9,525	25	CT588	133	HTD	9,525	25
CT524	117	HTD	9,525	19	CT589	110	HTD	9,525	21
CT525	113	HTD	9,525	17	CT590	127	HTD	9,525	25
CT526	101	HTD	9,525	17	CT591	148	STD	8	25
CT527	111	HTDN	9,525	19	CT592	152	STD	8	25
CT529	147	HTD	9,525	24	CT594	118	LA	9,525	19
CT530	138	HTD-KRR	9,525	28,5	CT595	109	LA	9,525	19
CT532	164	STD	8	25	CT596	153	LAH	9,525	25,4
CT533	106	HTD	9,525	19	CT598	143	LA	9,525	19
CT534	107	HTD	9,525	20	CT599	143	LA	9,525	25,4
CT535	109	HTD	9,525	19	CT600	219	LAH	9,525	25,4
CT536	94	LA	9,525	19	CT601	127	LA	9,525	25,4
CT539	142	STD	8	19	CT602	107	HTDK	8	19
CT540	146	HTD	9,525	24	CT603	107	HTDK	8	21,6
CT542	126	LA	9,525	25,4	CT604	153	HTD	9,525	25
CT543	157	HTD	9,525	23	CT605	138	STDN	8	15
CT545	157	HTD	9,525	32	CT607	108	HTD	9,525	17
CT546	101	HTD	9,525	24	CT608	142	LA	9,525	18
CT547	71	HTD-KRR	9,525	17,8	CT609	165	STDN	8	22
CT550	128	STD	8	25	CT611	168	STDN	8	22
CT553	124	HTD	9,525	19	CT612	87	LAH	9,525	33,8
CT555	113	HTD	9,525	19	CT613	170	STDN	8	25
CT556	133	HTD	9,525	24	CT614	117	LAH	9,525	25,4
CT557	112	HTD	9,525	19	CT615	170	STDN	8	22
CT558	104	HTD	9,525	17	CT616	98	LAH	9,525	19
CT559	108	HTD	9,525	24	CT617	173	STDN	8	22
CT561	80	L	9,525	16	CT619	173	STDN	8	25
CT562	91	LA	9,525	19	CT622	153	LAH	9,525	30
CT568	89	LA	9,525	19	CT626	120	LA	9,525	15
CT569	97	LA	9,525	19	CT627	107	HTD	9,525	24
CT573	112	LA	9,525	19	CT629	128	STD	8	19
CT574	110	LA	9,525	25,4	CT630	124	LAN	9,525	18
CT575	134	LA	9,525	25,4	CT631	120	LA	9,525	19
CT576	97	LA	9,525	25,4	CT633	108	LA	9,525	19
CT577	139	LA	9,525	25,4	CT635	113	LA	9,525	19
CT581	100	LA	9,525	17	CT637	121	LA	9,525	18

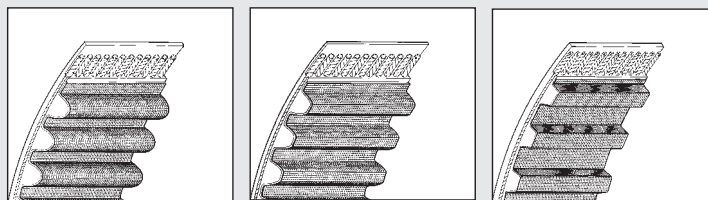
Zahnriemen  
Timing Belt  
Courroie de distribution  
Correa de distribución  
Cinghia sincrona  
Зубчатый ремень ГРМ



CT-Nr	⌒ x	⌒	⌒	⌒	CT-Nr	⌒ x	⌒	⌒	⌒
CT639	45	LA	9,525	10,2	CT695	123	HTDK	8	24
CT641	75	LAH	9,525	20,1	CT700	118	LAH	9,525	31,8
CT643	123	LA	9,525	19	CT702	118	LA	9,525	15
CT645	77	LAHN	9,525	20,1	CT703	99	LAH	9,525	19
CT647	116	LA	9,525	19	CT704	119	LAH	9,525	25,4
CT648	54	LA	9,525	19	CT705	121	HTDK	8	20
CT649	146	LA	9,525	19	CT706	121	HTDK	8	24
CT650	117	LA	9,525	15	CT707	126	HTDA	8	23
CT651	144	LA	9,525	19	CT708	143	HTDA	8	23
CT652	148	LA	9,525	19	CT709	95	HTD	9,525	17
CT653	93	LA	9,525	19	CT710	143	HTD	9,525	25
CT654	98	LA	9,525	17	CT711	151	HTD	9,525	25
CT655	98	LA	9,525	19	CT712	164	HTDN	9,525	23
CT659	105	LA	9,525	19	CT714	83	LAHR	9,525	19
CT660	120	LA	9,525	18	CT715	92	LAHR	9,525	19
CT662	62	LAH	9,525	19	CT716	115	LA	9,525	19
CT663	123	LAH	9,525	25,4	CT718	104	HTD	9,525	17
CT665	92	LA	9,525	19	CT719	96	H	12,7	19
CT666	106	LA	9,525	19	CT720	111	HTDH	9,525	20
CT667	68	LA	9,525	15	CT721	143	LAH	9,525	30
CT668	69	LA	9,525	19	CT723	129	HTD	9,525	31
CT669	84	LA	9,525	19	CT724	141	HTDH	9,525	24
CT670	138	LA	9,525	18	CT726	239	STD	8	25
CT672	90	LA	9,525	19	CT727	299	STD	8	30
CT673	91	LA	9,525	19	CT728	131	HTDA	9,525	25
CT674	95	LA	9,525	19	CT729	97	HTDN	9,525	21,8
CT675	103	LA	9,525	19	CT731	152	LAH	9,525	30
CT676	118	LA	9,525	19	CT732	133	STD	8	19
CT677	133	LA	9,525	22,1	CT737	143	HTDA	9,525	21
CT678	138	LA	9,525	25,4	CT738	92	HTDA	9,525	22
CT679	102	LA	9,525	19	CT739	91	HTDA	9,525	19
CT680	88	LA	9,525	19	CT740	93	HTDA	9,525	25
CT684	125	HTD	9,525	19	CT741	107	HTDA	8	19
CT685	119	LAR	9,525	19	CT744	101	HTD	9,525	17
CT687	122	LAR	9,525	19	CT745	110	HTDA	8	19
CT688	92	HTDN	9,525	19,75	CT746	115	STD	8	25
CT689	137	LA	9,525	25,4	CT748	136	LAH	9,525	25,4
CT690	97	HTDN	9,525	19,75	CT749	116	HTD	9,525	19
CT693	133	LA	9,525	25,4	CT750	118	HTD	9,525	19
CT694	123	HTDK	8	20	CT752	110	DHTD	9,525	14

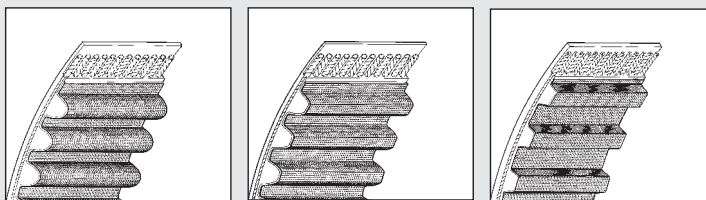


Zahnriemen  
Timing Belt  
Courroie de distribution  
Correa de distribución  
Cinghia sincrona  
Зубчатый ремень ГРМ



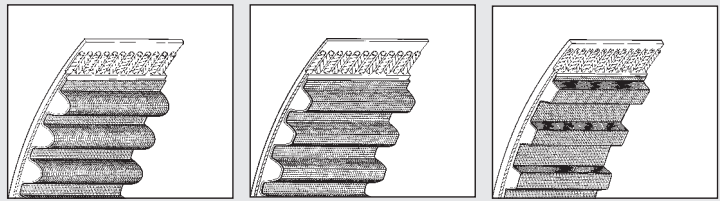
CT-Nr	☐ x	☐	☐	☐	CT-Nr	☐ x	☐	☐	☐
CT754	114	HTD	9,525	17	CT812	156	HTDA	8	29
CT755	124	LAHN	9,525	26,4	CT816	137	STD	8	25
CT757	103	HTDA	9,525	25	CT817	103	HTDK	8	19
CT758	120	LAHN	9,525	25,4	CT818	94	HTD	9,525	25
CT759	148	HTDA	9,525	23	CT819	134	HTD	9,525	25
CT760	148	HTDA	9,525	25	CT820	173	STD	8	30
CT762	162	STD	8	30	CT821	121	HTDA	8	29
CT763	107	HTDA	9,525	24	CT822	257	HTDA	8	32
CT765	108	HTDA	9,525	25	CT824	89	HTDA	9,525	19
CT769	145	HTDA	8	22	CT825	123	HTDA	9,525	19
CT772	149	HTD	9,525	25	CT826	151	HTDA	9,525	29
CT773	124	HTDA	9,525	24	CT827	117	HTDK	8	21
CT774	110	HTDA	9,525	25	CT828	124	HTDK	8	26
CT775	144	HTD	9,525	25	CT829	192	STD	8	30
CT778	119	STD	9,525	19	CT831	167	HTDN	9,525	23
CT779	98	STD	9,525	19	CT832	162	STD	8	25
CT780	63	LA	9,525	19	CT833	97	DLAH	9,525	15
CT781	111	HTDA	9,525	25	CT836	124	HTDA	9,525	29
CT782	121	HTD	9,525	20	CT837	220	STD	8	22
CT783	178	HTDK	8	25	CT839	123	HTDA	9,525	29
CT785	104	HTDA	9,525	25	CT840	127	HTD	9,525	19
CT786	149	LAHR	9,525	30	CT841	117	HTDA	8	29
CT787	135	HTDA	8	25	CT842	158	HTDA	9,525	32
CT788	95	HTDA	9,525	25	CT843	141	LAHR	9,525	30
CT789	119	HTDA	9,525	19	CT844	223	STD	8	32
CT790	168	HTDA	8	25	CT845	132	STD	8	19
CT791	80	LAHN	9,525	21,1	CT846	135	STD	8	19
CT792	211	HTDA	8	30	CT847	137	STD	8	19
CT793	119	HTDA	9,525	25	CT848	121	LAN	9,525	18
CT794	124	HTDA	9,525	26	CT850	121	HTDK	8	21
CT798	119	HTDA	9,525	25	CT852	191	STD	8	32
CT799	113	HTDA	9,525	24	CT853	157	HTDA	9,525	25
CT800	70	HTDA	9,525	16	CT854	139	HTDA	9,525	21
CT801	123	LAHR	9,525	19	CT855	144	HTDA	9,525	23
CT802	122	HTDA	9,525	24	CT857	107	HTDA	8	18
CT803	132	HTD	9,525	23	CT859	177	HTDK	8	25
CT804	127	HTDA	9,525	24	CT860	102	HTD	9,525	25
CT805	149	HTDA	9,525	25	CT861	95	LAHN	9,525	19
CT808	95	HTDA	9,525	19	CT862	103	HTDA	9,525	24
CT810	108	HTDA	9,525	32	CT863	104	HTDA	9,525	24




Zahnriemen  
Timing Belt  
Courroie de distribution  
Correa de distribución  
Cinghia sincrona  
Зубчатый ремень ГРМ







CT-Nr	⌒ x	⌒	⌒	⌒	CT-Nr	⌒ x	⌒	⌒	⌒
CT864	134	HTD	9,525	25	CT917	145	HTDA	9,525	30
CT865	114	HTD	9,525	25	CT918	193	STDN	8	24
CT866	146	STD	8	20	CT919	153	STD	8	25
CT867	137	LAHR	9,525	25,4	CT920	253	STD	8	30
CT869	147	STD	8	25	CT921	163	HTDA	9,525	25
CT870	169	STD	8	24	CT924	171	STD	8	24
CT871	176	STD	8	24	CT925	110	DHTD	9,525	18
CT872	151	STD	8	25	CT926	147	STD	8	19
CT873	169	STD	8	20	CT927	108	LAN	9,525	15
CT874	111	HTD	9,525	17	CT929	143	HTDA	8	26
CT875	146	HTDK	8	25	CT930	226	HTDA	8	30
CT876	129	HTDK	8	27	CT931	173	STDN	8	18
CT877	168	STDN	8	24	CT932	83	HTDA	9,525	19
CT878	134	STDN	8	18	CT933	76	LAH	9,525	19
CT879	158	STDN	8	25	CT935	153	HTDA	9,525	25
CT880	167	STDN	8	24	CT936	91	HTDA	9,525	19
CT881	117	HTDA	9,525	22	CT937	113	HTDA	9,525	25,5
CT884	225	STD	8	30	CT938	99	HTDK	8	19
CT886	96	LAH	9,525	25,4	CT939	122	LAHR	9,525	26,4
CT887	127	HTDA	9,525	25	CT940	153	HTDA	9,525	26
CT891	141	HTD	9,525	28	CT941	154	HTDA	8	29
CT894	193	STD	8	36	CT942	105	HTDA	9,525	22
CT895	97	HTDA	9,525	25	CT945	137	LAHR	9,525	25,4
CT897	143	LAH	9,525	30	CT946	141	LAHR	9,525	25,4
CT898	89	HTDA	9,525	25	CT947	166	STDN	8	24
CT899	125	HTDA	8	22	CT949	151	HTDA	9,525	25
CT900	159	HTDK	8	25	CT950	78	CPPN	9,525	22
CT901(SET)	116 + 85	CHDN + CHDN	9,525 + 9,525	22 + 22	CT951	147	CPPN	9,525	32
CT902	152	HTDA	9,525	28	CT952	118	CPPN	9,525	30
CT906	136	HTD	9,525	25	CT953	109	CPPN	9,525	30
CT907	149	STD	8	25	CT954	112	CPPN	9,525	28
CT908	138	STD	8	23	CT955	136	CPPN	9,525	25
CT909	150	STDH	8	23	CT957(SET)	130 (STD) + 58 (STDB)	STD + STDB	8 + 8	20 (STD) + 17 (STDB)
CT910	107	HTDA	8	25	CT959	125	HTD	9,525	20
CT911	122	HTDA	9,525	19	CT964	131	STDN	8	17
CT914	81	LAHR	9,525	20,8	CT966	153	HTD	9,525	25
CT915	87	HTD	9,525	17	CT968	190	CPPN	8	24
CT916	117	HTDA	9,525	25	CT970	130	DSTDN	7	15

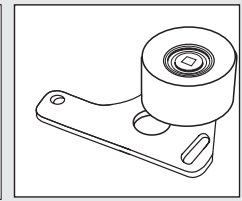
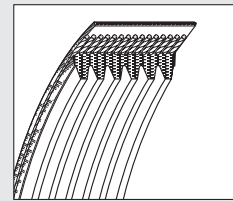
Zahnriemen  
Timing Belt  
Courroie de distribution  
Correa de distribución  
Cinghia sincrona  
Зубчатый ремень ГРМ



CT-Nr	 x			
CT972	133	HTDA	8	25
CT973	104	LAN	9,525	15
CT974	145	HTDA	8	26
CT975	162	STD	8	20
CT977	128	HTDA	9,525	27
CT978	129	HTDA	9,525	25
CT979	142	HTDA	9,525	23
CT980	129	HTDA	8	18
CT981	138	HTDA	9,525	23
CT982	146	HTDA	9,525	28
CT983	91	CHDN	9,525	20
CT986	140	CPPN	9,525	25
CT987	141	CPPN	9,525	25
CT988	96	HTD	9,525	17

CT-Nr	 x			
CT989	153	CPPN	9,525	30
CT990	225	STD	8	30
CT991	55	LAHR	9,525	12,7
CT992	154	HTDA	8	22
CT993	151	HTDA	9,525	30
CT994	152	HTDA	9,525	30
CT995	193	STDN	8	24
CT996	136	CPPN	9,525	25
CT997	125	CPPN	8	15
CT998	163	STD	8	26,7
CT999	129	CPPN	8	15

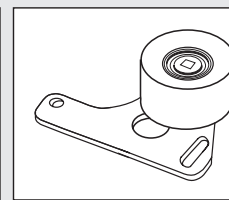
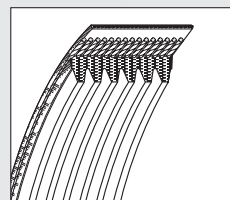
Keilrippenriemen Kits  
 Multi V-Belt kits  
 Kits de courroies striées  
 Kits de correas acanaladas  
 Kit cinghia poly-V  
 Наборы поликлиновых ремней





KIT			
4PK735K1	4PK735	V85583	
4PK855K1	4PK855	V85533	
4PK890K1	4PK890	V85535	
4PK925K1	4PK925	V85602	
5PK1110K1	5PK1110	V85704	
5PK1125K1	5PK1125	V85589	
5PK1135K1	5PK1135	V85705	V85521
5PK1145K1	5PK1145	V85569	
5PK1150K1	5PK1150	V85569	
5PK1200K1	5PK1200	V85596	
5PK1212K1	5PK1212	V85547	
5PK1300K1	5PK1300	V85543	
5PK1355K1	5PK1355	V85718	
5PK1432K1	5PK1432	V85563	
5PK1592K1	5PK1592	V85571	
5PK1750K1	5PK1750	V85585	V85519
5PK940K1	5PK940	V85547	
6DPK1195K1	6DPK1195	V85542	
6DPK1195K2	6DPK1195	V85564	
6PK1020 EXTRA K1	6PK1020 EXTRA	V85714 V85715	
6PK1045K1	6PK1045	V85567	V85537
6PK1045K2	6PK1045	V85542	
6PK1045K3	6PK1045	V85510	
6PK1050K1	6PK1050	V85578	
6PK1050K2	6PK1050	V85579	
6PK1050K3	6PK1050	V85565	
6PK1070K1	6PK1070	V85576	
6PK1070K2	6PK1070	V85548	
6PK1070K3	6PK1070	V85565	
6PK1080K1	6PK1080	V85548	
6PK1080K2	6PK1080	V85509	
6PK1100K1	6PK1100	V85548	
6PK1125K1	6PK1125		V85561 V85561
6PK1130K1	6PK1130	V85596	
6PK1145K1	6PK1145	V85567	V85537
6PK1145K2	6PK1145	V85508	

KIT			
6PK1145K4	6PK1145		V85561 V85561
6PK1153K1	6PK1153	V85541	V85537
6PK1153K2	6PK1153	V85555	V85516
6PK1180K1	6PK1180	V85581	
6PK1180K2	6PK1180	V85576	
6PK1180K3	6PK1180	V85723	
6PK1200K1	6PK1200	V85596	
6PK1200K2	6PK1200	V85596	V85521
6PK1217K1	6PK1217	V85591	
6PK1310K1	6PK1310	V85723	
6PK1318K2	6PK1318	V85581	
6PK1345K1	6PK1345	V85570	V85700 V85700
6PK1370K1	6PK1370	V85599	V85525 V85526
6PK1390K1	6PK1390		V85561 V85500 V85500
6PK1440K1	6PK1440	V85555	V85500 V85504
6PK1453K1	6PK1453	V85552	
6PK1453K2	6PK1453	V85603	
6PK1468K1	6PK1468	V85573 V85710	V85516
6PK1515K1	6PK1515	V85716	V85717
6PK1538K1	6PK1538	V85546	V85534
6PK1538K2	6PK1538	V85607 V85559	V85534
6PK1548K1	6PK1548	V85562	V85511
6PK1555K1	6PK1555	V85607 V85559	V85534
6PK1555K2	6PK1555	V85546	V85534
6PK1560K1	6PK1560	V85601	V85520
6PK1564K1	6PK1564	V85601	V85520
6PK1564K2	6PK1564	V85557	V85502
6PK1605K1	6PK1605	V85706	V85507
6PK1613K1	6PK1613	V85576	V85524
6PK1642K1	6PK1642	V85586	V85507
6PK1642K2	6PK1642	V85568	V85514 V85515
6PK1660K1	6PK1660	V85545	V85538

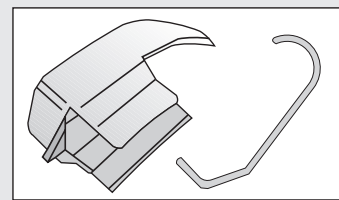
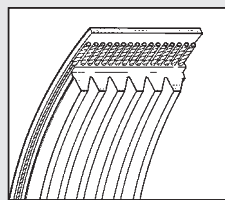
Keilrippenriemen Kits  
 Multi V-Belt kits  
 Kits de courroies striées  
 Kits de correas acanaladas  
 Kit cinghia poly-V  
 Наборы поликлиновых ремней







KIT			
6PK1660K2	6PK1660	V85572	V85538
6PK1660K3	6PK1660		V85506
6PK1660K4	6PK1660	V85553	V85503
6PK1705K2	6PK1705	V85570	V85505
6PK1710K1	6PK1710	V85587	V85528
6PK1710K2	6PK1710	V85712	V85713
6PK1715K1	6PK1715	V85582	V85513
6PK1725K1	6PK1725	V85544	
6PK1725K2	6PK1725	V85712	V85713
6PK1733K2	6PK1733	V85549	V85536
6PK1733K3	6PK1733	V85580	V85531
6PK1733K4	6PK1733	V85560	V85518
6PK1740K1	6PK1740	V85551 V85573	
6PK1740K2	6PK1740	V85551 V85554 V85574	
6PK1740K3	6PK1740	V85573	V85530
6PK1740K4	6PK1740	V85573	V85711
6PK1750K1	6PK1750	V85573 V85551	
6PK1750K2	6PK1750	V85585	V85519
6PK1750K3	6PK1750	V85551 V85554 V85574	
6PK1780K1	6PK1780	V85584	V85512
6PK1795K1	6PK1795	V85592	V85512
6PK1795K2	6PK1795	V85592	V85519
6PK1870K1	6PK1870	V85597	V85529
6PK1873K1	6PK1873	V85603	V85523

KIT			
6PK1873K3	6PK1873	V85558	V85522
6PK1873K4	6PK1873	V85550 V85517 V85605	
6PK1900K1	6PK1900	V85544	
6PK1950K1	6PK1950	V85703 V85701	V85702
6PK2080K1	6PK2080	V85593 V85594	V85527
6PK2260K1	6PK2260	V85575	V85540 V85540
6PK2260K2	6PK2260	V85575	V85540
6PK2271K1	6PK2271	V85575	V85540
6PK2404K1	6PK2404	V85532 V85606	V85539 V85540
6PK800K1	6PK800	V85566	V85505
6PK905 EXTRA K1	6PK905 EXTRA K1	V85604	
6PK906K1	6PK906	V85545	
6PK906K3	6PK906	V85572	
6PK976K1	6PK976	V85595	
6PK976K3	6PK976	V85541	V85537
6PK995K1	6PK995	V85590	
7PK1035K1	7PK1035	V85707	
7PK1125K1	7PK1125	V85577	
7PK1795K1	7PK1795	V85584	V85512
7PK1970K1	7PK1970	V85709	V85708

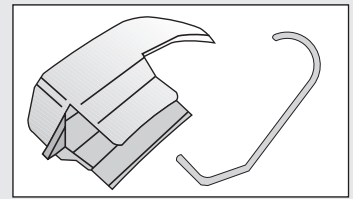
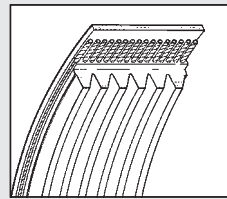
Keilrippenriemen Elast + Werkzeug  
 Multi V-Belt Elast + Tool  
 Courroie striée Elast + Outil  
 Correa acanalada Elast + Herramientas  
 Cinghia Poly-V Elast + Utensile  
 Поликлиновой ремень Elast с приспособлением



KIT		
4PK711 ELAST T1	4PK711 ELAST	Tool18
4PK874 ELAST T1	4PK874 ELAST	Tool02
4PK916 ELAST T1	4PK916 ELAST	Tool05 ToolClip04
4PK917 ELAST T1	4PK917 ELAST	Tool02
4PK922 ELAST T1	4PK922 ELAST	Tool09 ToolClip07
4PK924 ELAST T1	4PK924 ELAST	Tool14
4PK1022 ELAST T1	4PK1022 ELAST	Tool02
5PK694 ELAST T1	5PK694 ELAST	Tool04 ToolClip03
5PK705 ELAST T1	5PK705 ELAST	Tool04 ToolClip01
5PK711 ELAST T1	5PK711 ELAST	Tool04 ToolClip01
5PK716 ELAST T1	5PK716 ELAST	Tool04 ToolClip03
6PK701 ELAST T1	6PK701 ELAST	Tool17
6PK799 ELAST T1	6PK799 ELAST	Tool17
6PK831 ELAST T1	6PK831 ELAST	Tool01
6PK831 ELAST T2	6PK831 ELAST	Tool03
6PK842 ELAST T1	6PK842 ELAST	Tool15
6PK873 ELAST T1	6PK873 ELAST 4PK922 ELAST	Tool09 Tool10 ToolClip07
6PK1019 ELAST T1	6PK1019 ELAST 5PK690 ELAST	Tool05 ToolClip02 ToolClip05

KIT		
6PK1019 ELAST T2	6PK1019 ELAST	Tool16 ToolClip09 V49051 V39001
6PK1023 ELAST T1	6PK1023 ELAST	Tool11 ToolClip02
6PK1029 ELAST T1	6PK1029 ELAST 5PK694 ELAST	Tool06 ToolClip08
6PK1029 ELAST T2	6PK1029 ELAST	Tool16 ToolClip09 V49051 V39001
6PK1033 ELAST T1	6PK1033 ELAST	Tool16 ToolClip09 V49051 V39001
6PK1042 ELAST T1	6PK1042 ELAST	Tool05 ToolClip02 ToolClip05
6PK1042 ELAST T2	6PK1042 ELAST	Tool12 ToolClip05
6PK1042 ELAST T3	6PK1042 ELAST	Tool13 ToolClip05
6PK1059 ELAST T2	6PK1059 ELAST 5PK868 ELAST	Tool06

Keilrippenriemen Elast + Werkzeug  
 Multi V-Belt Elast + Tool  
 Courroie striée Elast + Outil  
 Correa acanalada Elast + Herramientas  
 Cinghia Poly-V Elast + Utensile  
 Поликлиновой ремень Elast с приспособлением



Tool01



Tool02



Tool03



Tool04



Tool05



Tool06



Tool08



Tool09



Tool10



Tool11



Tool12



Tool13



Tool14



Tool16



Tool17\_1\_C



Tool18\_1\_C



ToolClip01



ToolClip02

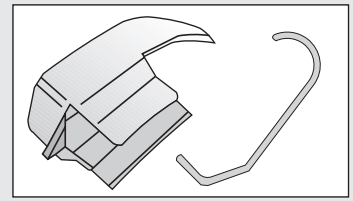
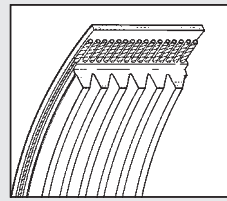


ToolClip03



ToolClip04

Keilrippenriemen Elast + Werkzeug  
 Multi V-Belt Elast + Tool  
 Courroie striée Elast + Outil  
 Correa acanalada Elast + Herramientas  
 Cinghia Poly-V Elast + Utensile  
 Поликлиновой ремень Elast с приспособлением



ToolClip05



ToolClip07



ToolClip08



ToolClip09



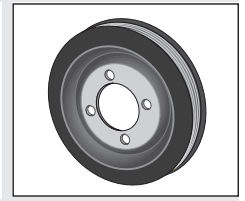
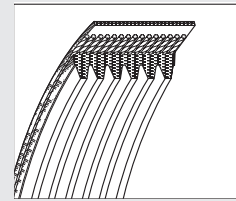
V39001









V49051



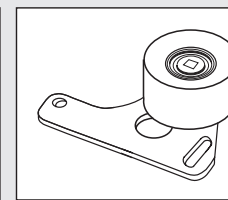
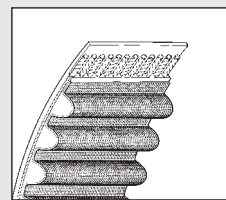
Keilrippenriemen + Torsionsschwingungsdämpfer  
 Multi V-Belt + Torsional Vibration Damper  
 Courroie striée + Amortisseur de vibrations de torsion  
 Correa acanalada + Amortiguador de vibraciones de torsión  
 Cinghia Poly-V + smorzatore di vibrazioni torsionali  
 Поликлиновой ремень + гаситель крутильных колебаний



KIT			
5PK1815D1	5PK1815	VD1025	2
5PK2030D1	5PK2030 5PK836	VD1030	2
6DPK1195D1	6DPK1195	VD1076	5
6DPK1195D2	6DPK1195	VD1076	5
6DPK1215D1	6DPK1215	VD1076	5
6PK1050D1	6PK1050	VD1067	5
6PK1050D2	6PK1050	VD1076	9
6PK1138D1	6PK1138	VD1063	2
6PK1138D2	6PK1138	VD1081	1
6PK1180D1	6PK1180	VD1076	5
6PK1345D1	6PK1345	VD1002	1
6PK1370D1	6PK1370	VD1067	5
6PK1413D1	6PK1413	VD1039	2
6PK1413D2	6PK1413	VD1067	5
6PK1468D1	6PK1468	VD1080	
6PK1600D1	6PK1600	VD1068	7
6PK1613D1	6PK1613	VD1076	13
6PK1623D1	6PK1623	VD1068	7
6PK1642D1	6PK1642	VD1063	2
6PK1642D2	6PK1642	VD1081	1
6PK1660D1	6PK1660	VD1076	9
6PK1660D2	6PK1660	VD1076	5
6PK1715D1	6PK1715	VD1002	1
6PK1720D1	6PK1720	VD1039	2

KIT			
6PK1740D1	6PK1740	VD1080	
6PK1750D1	6PK1750	VD1002	1
6PK1750D2	6PK1750	VD1080	
6PK1760D1	6PK1760	VD1064	7
6PK1767D1	6PK1767	VD1002	1
6PK1800D1	6PK1800	VD1031	2
6PK1863D1	6PK1863	VD1031	2
6PK1873D1	6PK1873	VD1031	2
6PK1900D1	6PK1900	VD1031	2
6PK2160D1	6PK2160	VD1041	3
6PK2196D1	6PK2196	VD1041	3
6PK2215D1	6PK2215	VD1002	1
6PK2236D1	6PK2236	VD1002	1
6PK2241D1	6PK2241	VD1041	3
6PK2264D1	6PK2264	VD1042	4
6PK2271D1	6PK2271	VD1036	3
6PK2271D2	6PK2271	VD1041	3
6PK2380D1	6PK2380	VD1070	2
6PK2390D1	6PK2390	VD1070	2
6PK2404D1	6PK2404 4PK1237	VD1032	8
6PK2404D2	6PK2404 4PK1217	VD1032	8
6PK995D1	6PK995	VD1062	3
7PK2035D1	7PK2035	VD1073	3

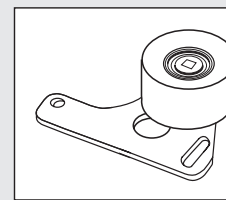
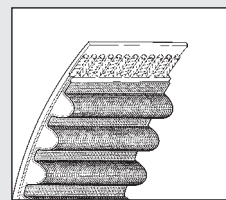
Zahnriemen Kit  
 Timing Belt Kit  
 Kit de courroie de distribution  
 Kit de correa de distribución  
 Kit cinghia sincrona  
 Комплект ремня ГРМ / Набор для зубчатого ремня



KIT				
CT1000K1	CT1000	V57303	V58400	
CT1001K1	CT1001	V57406		
CT1005K1	CT1005	V56812		
CT1006K1	CT1006	V57400		
CT1008K1	CT1008	V57329		
CT1008K2	CT1008	V59003		
CT1010K1	CT1010	V56560	V56522	
CT1012K1	CT1012	V55454		V71225 V31213
CT1012K2	CT1012	V55454	V55415	V41080 V71225 V31213
CT1013K1	CT1013	V58410		
CT1014K2	CT1014	V55383	V55368	V41141 V41139
CT1014K3	CT1014	V55383	V55368	V325317 V41139 V41141 V41236 V41264
CT1015K1	CT1015	V55703	V55707	V41095 V71243
CT1015K2	CT1015	V55703 V55498 V55710	V55707	V41095 V71243
CT1016K1	CT1016	V57315	V58400	
CT1017K1	CT1017	V57705		
CT1018K1	CT1018	V55741		V31199
CT1019K1	CT1019	V55965	V55950	
CT1023K1	CT1023	V55306	V55323 V55323	
CT1023K2	CT1023	V55348	V55323 V55323	
CT1023K3	CT1023	V55348	V55349 V55323	
CT1024K1	CT1024	V57020		
CT1025K1	CT1025	V55580		V41179
CT1026K1	CT1026	V55562	V55573 V55561	V41179
CT1026K2	CT1026	V55562	V55535 V55573 V55561	V41179 V41179
CT1027K1	CT1027	V58406	V58400	

KIT				
CT1028K1	CT1028	V55489 V55715	V55465	V41073 V31183
CT1028K2	CT1028	V55494 V55495	V55465	V41073 V31183
CT1028K3	CT1028	V55739	V55735	V31183 V31211
CT1028K4	CT1028	V55494	V55465	V41073 V31183
CT1028K5	CT1028	V55489	V55465	V41073 V31183
CT1034K1	CT1034		V55826 V55826	
CT1035K1	CT1035	V55581		V41109 V41144
CT1035K2	CT1035	V55581		V41109 V41143
CT1037K2	CT1037	V55971	V55972	V41060 V41161
CT1038K1	CT1038	V55822	V55826	
CT1038K2	CT1038	V55822 V56660	V55826	
CT1041K1	CT1041	V56127	V56132	
CT1042K1	CT1042	V56122		
CT1043K1	CT1043	V56951	V56943	
CT1043K2	CT1043	V56951 V56959	V56943	
CT1044K1	CT1044	V55491	V55433 V55441 V55457	V41073 V41098 V71225 V71225 V31213 V31213
CT1044K2	CT1044	V55491	V55433 V55441	V31213 V41073 V41098 V71225
CT1045K1	CT1045	V55572		
CT1046K1	CT1046	V55582	V55575	
CT1047K1	CT1047	V57002	V57003	
CT1048K1	CT1048	V57312		
CT1049K1	CT1049	V55852		

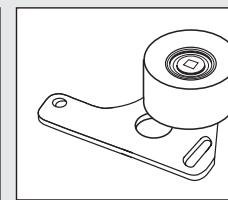
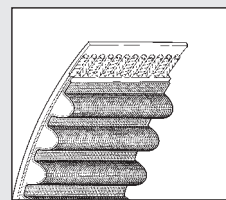
Zahnriemen Kit  
 Timing Belt Kit  
 Kit de courroie de distribution  
 Kit de correa de distribución  
 Kit cinghia sincrona  
 Комплект ремня ГРМ / Набор для зубчатого ремня











KIT				
CT1050K1	CT1050	V58107	V58101 V58102 V58109	
CT1051K1	CT1051	V55766	V55735 V55767	V31183 V31211 V41091 V41151 V41216
CT1051K2	CT1051	V55766	V55735 V56303	V31183 V31211 V41140 V41151 V41216
CT1052K1	CT1052	V56643	V56644 V56644 V56645	
CT1053K1	CT1053	V57312		
CT1054K2	CT1054	V55240		V41053
CT1055K1	CT1055	V55240		V41053
CT1056K1	CT1056	V55769	V55748 V56383	V41350 V41090 V31203
CT1058K1	CT1058	V58110	V58101 V58101 V58102 V58115	
CT1058K2	CT1058	V58107	V58101 V58101 V58102 V58115	
CT1058K3	CT1058	V58107	V58101 V58101 V58102 V58116	
CT1061K1	CT1061	V56609	V56610	
CT1061K2	CT1061	V56622	V56625	
CT1062K1	CT1062	V58403		
CT1063K1	CT1063	V55953	V55954	V41329
CT1063K2	CT1063	V55921	V55922	V41060 V41161
CT1063K3	CT1063	V55971	V55972	V41060 V41161
CT1064K1	CT1064	V55605		V41178
CT1065K1	CT1065	V55943	V55907	
CT1065K2	CT1065	V55906	V55907	

KIT				
CT1065K3	CT1065	V56638	V56642	
CT1066K1	CT1066	V55958		
CT1067K1	CT1067	V55958		
CT1068K1	CT1068	V55742 V56354	V55744	V41189 V41190
CT1068K2	CT1068	V55742 V56354 V55732	V55744	V41189 V41190 V41191 V41191 V41191
CT1069K1	CT1069	V57002	V57003	V71263
CT1070K1	CT1070	V57401		
CT1071K1	CT1071	V57315	V58400	
CT1076K1	CT1076	V56036	V55898	V41102 V71184
CT1076K2	CT1076	V56036	V55842	
CT1077K1	CT1077	V55351	V55356	V41110 V41110
CT1078K1	CT1078	V55344	V55368	V41139 V41141
CT1079K1	CT1079	V56415	V56416 V56417	
CT1081K1	CT1081	V57426		V41155 V71230
CT1082K1	CT1082	V57426		V41155 V71230
CT1085K1	CT1085	V58407	V58405	
CT1088K3	CT1088	V56368	V56383 V55773	V41092 V31211 V31203 V41350
CT1089K1	CT1089	V56939		
CT1090K1	CT1090	V55494	V55465	V41073 V31183
CT1090K2	CT1090	V55494 V55497	V55465	V41073 V31183
CT1091K1	CT1091	V55973	V55969	
CT1092K1	CT1092	V55953	V55954	
CT1092K2	CT1092	V55967	V56603	
CT1094K1	CT1094	V55771		V41153
CT1096K1	CT1096	V56119	V56120	
CT1099K2	CT1099	V58432	V58409	V49059

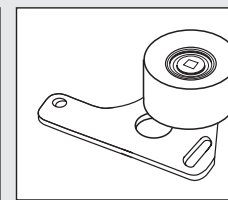
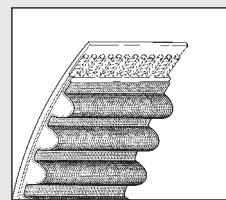
Zahnriemen Kit  
Timing Belt Kit  
Kit de courroie de distribution  
Kit de correa de distribución  
Kit cinghia sincrona  
Комплет ремня ГРМ / Набор для зубчатого ремня











KIT				
CT1100K2	CT1100	V55971	V55972	V41060 V41161
CT1101K1	CT1101	V55974	V55968	
CT1104K1	CT1104	V55953	V55954	
CT1105K2	CT1105	V56036	V55842	
CT1105K3	CT1105	V56036	V55898	V41138 V41220 V41102 V31268 V71184
CT1106K1	CT1106	V56036	V55898	V41138 V41220 V41221 V41222 V31268 V71184
CT1107K1	CT1107	V57314		
CT1109K1	CT1109	V57309		
CT1109K2	CT1109	V57327		
CT1110K1	CT1110	V55977	V55950	V41049 V41184
CT1110K2	CT1110	V55949	V55950	V41049
CT1114K1	CT1114	V56015		
CT1115K1	CT1115	V56015		
CT1117K1	CT1117	V55978	V55979 V55979	
CT1118K1	CT1118	V55984		
CT1119K1	CT1119	V55875	V55876 V55876	
CT1120K1	CT1120	V55477	V55433 V55441	V41099 V41198 V41199 V41199 V41199 V41200 V41146 V71261
CT1121K1	CT1121	V55370	V55371	
CT1123K1	CT1123	V58612	V58613 V58613	
CT1128K1	CT1128	V57323	V57324	

KIT				
CT1130K2	CT1130	V55555	V55587	V71223 V71224 V71221 V71222 V41142
CT1130K3	CT1130	V55555	V55633	V71223 V71224 V71221 V71360 V41443
CT1131K1	CT1131	V55771	V55441	
CT1133K1	CT1133	V57034	V57035	
CT1133K2	CT1133	V57034 V57061	V57035	
CT1134K1	CT1134	V56340	V55735 V55465 V55767	V41152 V31183 V31211 V41168 V41169
CT1136K1	CT1136	V57064 V57061	V57047	
CT1137K1	CT1137	V57206	V57207	V49052
CT1138K1	CT1138	V55949	V55950	V41049
CT1139K2	CT1139	V56349	V56376 V56350 V55441	V41152 V31183 V41151 V31211 V41169 V41288 V41288 V41288
CT1140K1	CT1140	V56658	V55969	
CT1141K1	CT1141	V57327		
CT1142K1	CT1142		V56647 V55969	
CT1145K1	CT1145	V57064	V57047	
CT1148K1	CT1148	V55881	V55882	
CT1149K1	CT1149	V55850	V55851	
CT1150K1	CT1150	V55629		
CT1155K1	CT1155	V56036	V55898	
CT1162K1	CT1162	V56675	V56665	
CT1163K1	CT1163	V59507	V56665	

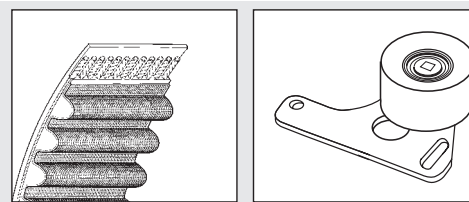
Zahnriemen Kit  
 Timing Belt Kit  
 Kit de courroie de distribution  
 Kit de correa de distribución  
 Kit cinghia sincrona  
 Комплект ремня ГРМ / Набор для зубчатого ремня



KIT				
CT1178K1	CT1178	V55344	V55368	V41139 V41141 V41236
CT1179K1	CT1179	V55566	V55565	V41144 V71223 V71224 V71221
CT1179K2	CT1179	V55519	V55565	V41144 V71223 V71224 V71221
CT1179K3	CT1179	V55566	V55640	V41144 V71380 V71223 V71224 V71221
CT1179K4	CT1179	V55519	V55640	V41144 V71380 V71223 V71224 V71221
CT1184K1	CT1184	V55641		V41143
CT503K1	CT503	V55801		
CT508K1	CT508	V59503	V59505	
CT511K2	CT511	V57310		
CT512K1	CT512	V55208		
CT513K1	CT513	V55405		
CT517K1	CT517	V57313		
CT520K1	CT520	V55000		
CT521K1	CT521	V56913	V56914	
CT522K1	CT522	V55515	V55518	
CT522K3	CT522	V55515	V55522	
CT525K1	CT525	V56604		
CT527K1	CT527	V57201		
CT527K2	CT527	V57202		
CT529K1	CT529		V55300	
CT530K1	CT530	V55001		V71166
CT536K1	CT536	V56915		
CT539K1	CT539		V55403	
CT540K1	CT540		V55301	
CT545K1	CT545	V57304	V57305	
CT546K1	CT546	V57404		
CT550K1	CT550	V56115		
CT553K1	CT553	V55501	V55507	

KIT				
CT557K1	CT557	V58260		
CT559K1	CT559	V57411		
CT568K1	CT568	V57702		
CT569K1	CT569	V57705		
CT574K1	CT574	V55000		
CT581K1	CT581 CT581	V56000 V56001		
CT583K1	CT583	V56903	V56904	
CT588K1	CT588	V56607 V56607		
CT589K1	CT589	V55005	V55003 V55004	
CT589K2	CT589	V55002	V55003 V55004	
CT594K2	CT594	V55803		
CT594K3	CT594	V55804		
CT596K1	CT596	V55506	V55507	
CT604K1	CT604	V55502	V55503	
CT605K1	CT605	V55801		
CT607K1	CT607	V56600		
CT608K3	CT608	V55811		
CT611K1	CT611	V55805	V55806	
CT613K1	CT613	V55809	V55839	
CT615K1	CT615	V55829	V55825	
CT616K1	CT616	V55203		
CT617K1	CT617	V55829	V55825	
CT619K1	CT619	V55829	V55825	
CT622K1	CT622		V55826 V55826	
CT626K1	CT626	V55815		
CT630K1	CT630	V55400		V41057 V31191 V71157
CT630K2	CT630	V55404		
CT630K4	CT630	V55413		
CT637K1	CT637	V55400		V41057 V31191 V71157
CT643K1	CT643	V56500		
CT647K1	CT647	V55514		
CT647K5	CT647	V55804		

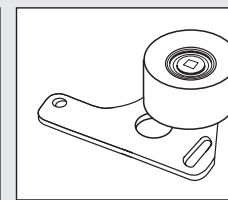
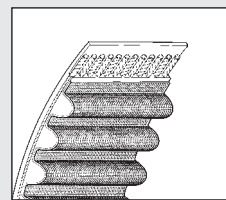
Zahnriemen Kit  
 Timing Belt Kit  
 Kit de courroie de distribution  
 Kit de correa de distribución  
 Kit cinghia sincrona  
 Комплект ремня ГРМ / Набор для зубчатого ремня



KIT				
CT654K1	CT654 CT654	V56000 V56001		
CT660K1	CT660		V55401	
CT662K1	CT662	V55801		
CT663K1	CT663	V55207		
CT669K1	CT669	V57416		
CT670K1	CT670	V55807		
CT674K1	CT674	V56802		
CT680K2	CT680	V57700		
CT684K1	CT684	V55502	V55503	
CT685K1	CT685	V55206		
CT687K1	CT687	V55206		
CT690K1	CT690	V55202		
CT695K1	CT695	V56905	V56906	
CT700K1	CT700	V56613		
CT704K1	CT704		V55401	
CT706K1	CT706	V56905	V56906	
CT707K1	CT707	V56105		
CT708K1	CT708	V56104		
CT709K1	CT709	V55500		
CT710K1	CT710	V56602	V56603	V41028 V41060
CT711K1	CT711	V55502	V55511	
CT715K1	CT715	V57300		
CT718K1	CT718	V56600		
CT723K1	CT723	V56928	V56929	
CT724K1	CT724	V55303	V55304	
CT726K1	CT726	V55407	V55420	V41331
CT726K2	CT726	V55419	V55422	V41075 V41094
CT728K1	CT728	V55249	V55210 V55211	V41071 V41037 V41072 V41072 V71141
CT729K1	CT729	V55202		
CT731K1	CT731	V55822	V55826	
CT737K1	CT737	V56516	V56514	V71244
CT738K1	CT738	V57301		
CT738K2	CT738	V58403		
CT740K1	CT740	V57908		

KIT				
CT741K1	CT741	V56801		
CT744K1	CT744	V56600		
CT745K1	CT745	V56800		
CT748K4	CT748	V55307	V55368	
CT748K5	CT748	V55308	V55368	
CT748K6	CT748	V55316	V55368	
CT749K1	CT749	V55514		
CT750K1	CT750	V55514		
CT754K1	CT754	V56600		
CT754K2	CT754	V56618		
CT755K1	CT755	V55417	V55406	
CT757K1	CT757	V57704		
CT759K1	CT759	V56512	V56515	V71244
CT760K1	CT760	V55510	V55511	
CT760K2	CT760	V55510	V55511 V55561	
CT763K1	CT763	V57401		
CT765K1	CT765	V57013	V57015	
CT769K1	CT769	V57002	V57003	V71263
CT772K1	CT772	V56623	V56603	V41028 V41060 V49002
CT773K1	CT773	V57401		
CT774K1	CT774	V57013	V57015	
CT775K1	CT775	V56623	V56603	V41028 V41060 V49002
CT781K1	CT781	V56810	V56809	
CT781K2	CT781	V58402	V58401	
CT781K3	CT781	V56810	V56815	
CT782K1	CT782 CT782	V56010 V56010 V56010 V56010		
CT786K1	CT786	V56821	V56820	
CT787K1	CT787	V57006	V57007	V71260
CT788K1	CT788	V57908		
CT790K1	CT790	V57013	V57014	
CT791K1	CT791	V55436	V55437	
CT792K1	CT792	V58100	V58101 V58101 V58102	

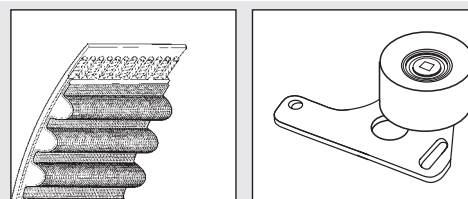
Zahnriemen Kit  
 Timing Belt Kit  
 Kit de courroie de distribution  
 Kit de correa de distribución  
 Kit cinghia sincrona  
 Комплект ремня ГРМ / Набор для зубчатого ремня



KIT				
CT792K2	CT792	V58107	V58101 V58101 V58102	
CT793K1	CT793	V57703		
CT794K1	CT794	V57400		
CT799K1	CT799	V57406		
CT800K1	CT800	V57407		
CT801K1	CT801	V57310		
CT803K1	CT803	V56109		
CT805K1	CT805	V57317		
CT810K1	CT810	V57909	V57910	
CT821K1	CT821	V57321		
CT824K1	CT824	V57702		
CT825K1	CT825	V56500		
CT827K1	CT827	V56900		
CT828K1	CT828	V56920	V56917	
CT829K1	CT829	V57010	V57009 V57008	
CT836K1	CT836	V57315	V58400	
CT839K1	CT839	V57315	V58400	
CT840K1	CT840	V55502	V55503	
CT840K2	CT840	V55502	V55503 V55567	
CT841K1	CT841	V57321		
CT842K1	CT842	V57308	V57305	
CT843K1	CT843	V56807	V56808	
CT845K1	CT845	V55427		
CT846K1	CT846	V55428		V41154 V71180 V31200
CT846K2	CT846	V55719		V41154 V71180
CT847K1	CT847	V55428		V31200
CT848K3	CT848	V55413		V71179 V31209
CT848K4	CT848	V55421		V41057 V31191 V71157
CT850K1	CT850	V56900		
CT853K1	CT853	V55536	V55524 V55532	

KIT				
CT854K1	CT854	V56516	V56514	
CT855K1	CT855	V56512	V56515	V71245
CT861K1	CT861	V55837		
CT862K1	CT862	V57403		V71156
CT863K1	CT863	V57403		V71156
CT864K1	CT864	V56607 V56621		
CT865K1	CT865	V55901		
CT866K1	CT866	V55315		
CT867K1	CT867	V55405		V71157 V31214
CT867K2	CT867	V55426		V31213 V71225
CT867K3	CT867	V55414	V55415	V41094 V31213 V71225
CT867K4	CT867	V55426	V55415	V41094 V71225 V31213
CT869K1	CT869	V55402		V71157 V31191
CT869K2	CT869	V55438		V71157 V31191
CT870K1	CT870	V55306	V55314 V55314	
CT871K1	CT871	V55306	V55314 V55311	
CT871K2	CT871	V55306	V55305	
CT872K1	CT872	V55402		V71157 V31191
CT872K2	CT872	V55438		V71157 V31191
CT873K1	CT873	V55327	V55312 V55313	V41048 V41175 V41247 V41248
CT874K1	CT874	V55302		V41030
CT877K1	CT877	V55835	V55851	
CT877K2	CT877	V55850	V55851	
CT877K3	CT877	V55853	V55842	
CT878K1	CT878	V55831		
CT879K1	CT879	V55832	V55833	

Zahnriemen Kit  
 Timing Belt Kit  
 Kit de courroie de distribution  
 Kit de correa de distribución  
 Kit cinghia sincrona  
 Комплект ремня ГРМ / Набор для зубчатого ремня

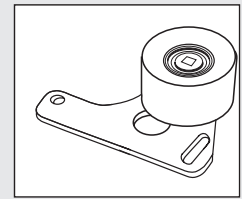
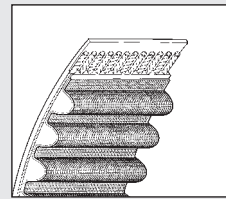


KIT				
CT880K2	CT880	V55853	V55842	
CT881K1	CT881	V55218		V41239 V41239 V41225
CT881K2	CT881	V55226		V41239 V41239 V41217
CT881K3	CT881	V55282		V41239 V41239 V41224 V41217 V41218
CT881K4	CT881	V55226		V41239 V41239 V41225
CT881K5	CT881	V55282		V41239 V41239 V41224 V41352
CT881K6	CT881	V57118		V41352
CT884K1	CT884	V55321	V55322	V49003 V49037 V49038 V49038 V79002
CT887K1	CT887	V59002	V59001	
CT891K1	CT891	V56628	V56631	
CT895K1	CT895	V57704		
CT898K1	CT898	V57704		
CT899K1	CT899	V57002	V57003 V57044	
CT901K1	CT901(SET)	V55204 V55214	V55205	V41027 V41068 V41069 V41070
CT901K2	CT901(SET)	V55217 V55214	V55205	V41027 V41068 V41069 V41070
CT901K3	CT901(SET)	V55219 V55220 V55214		V41027 V41027 V41068 V41070
CT901K4	CT901(SET)	V55217	V55205	V41027
CT902K1	CT902	V56511	V56518	
CT906K1	CT906	VSKF56602	VSKF56603	VSKF41060 VSKF79011
CT906K2	CT906	V56602	V55964	

KIT				
CT908K1	CT908	V55443		V71307 V31200
CT909K10	CT909	V56364	V56365	V31200 V71171
CT909K2	CT909	V55442	V56383	V41350
CT909K3	CT909	V55442 V55493		
CT909K4	CT909	V56364	V56383	V71171 V31200 V41350
CT909K6	CT909	V55765 V55493		
CT909K7	CT909	V55765	V56383	V41350
CT909K9	CT909	V55781 V55782		
CT910K1	CT910	V59003		
CT914K1	CT914	V55447 V55478		V41093 V41097 V71176 V71225 V31210
CT915K1	CT915	V55500		
CT918K1	CT918	V56036	V55842	
CT919K1	CT919	V55709 V55440		
CT919K2	CT919	V55440	V55441	V41096
CT919K4	CT919	V55709 V55440	V55441	V41096
CT919K5	CT919	V55709 V55729	V55441	V41096
CT920K1	CT920	V55490	V55453	V41075
CT920K2	CT920	V55490 V55492 V55711	V55453	V41075
CT920K3	CT920	V55727 V55728	V55705 V55704	
CT920K4	CT920	V55490 V55499 V55711	V55453	V41075
CT920K5	CT920	V55727 V55728	V55705 V55704 V55704	
CT920K6	CT920	V55727 V55498	V55705 V55704 V55704	



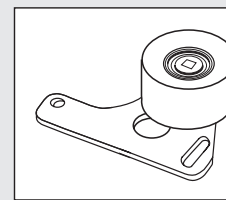
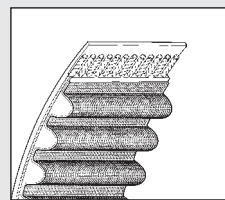
Zahnriemen Kit  
 Timing Belt Kit  
 Kit de courroie de distribution  
 Kit de correa de distribución  
 Kit cinghia sincrona  
 Комплект ремня ГРМ / Набор для зубчатого ремня







KIT				
CT921K1	CT921	V55536	V55537	
CT921K2	CT921	V57313		
CT924K1	CT924	V55342	V55314 V55314	
CT926K1	CT926	V55439		
CT927K1	CT927	V55801		
CT929K2	CT929	V56104		
CT931K1	CT931	V55804		
CT933K1	CT933	V56812		
CT935K1	CT935	V55502	V55503	
CT935K2	CT935	V55502	V55503 V55561	
CT937K1	CT937	V58402	V58401	
CT937K2	CT937	V58428	V58401	
CT939K1	CT939		V55401	
CT939K2	CT939	V55446		V41099 V41146 V71261
CT939K3	CT939	V55477		V41099 V41146 V71261
CT939K4	CT939	V55445		V41099 V71261
CT939K5	CT939	V55445		V41099 V41146 V71261
CT940K1	CT940	V55502	V55539	
CT940K2	CT940	V55502	V55539 V55561	
CT940K3	CT940	V55604	V55539	V41179
CT941K1	CT941	V57319	V58400	
CT942K1	CT942	V58403	V58404	
CT945K1	CT945	V55426	V55415	V41094 V71225 V31213
CT945K2	CT945	V55736	V55415	V41094 V71225 V31213
CT946K1	CT946	V55491	V55433 V55441	V41098 V41073 V41164 V71225 V31213
CT947K1	CT947	V55853	V55842	

KIT				
CT947K2	CT947	V55850	V55851	
CT949K1	CT949	V55502	V55511	
CT949K2	CT949	V55502	V55511 V55561	
CT950K1	CT950	V56122		
CT951K1	CT951	V55924 V55923		
CT954K1	CT954	V56111	V56110	
CT955K1	CT955	V55901	V56603	V41028 V41060
CT955K2	CT955	V55938	V56603	V41028 V41060
CT957K1	CT957(SET)	V55456 V55461	V55455 V55458	V41092 V41098 V41449
CT957K2	CT957(SET)	V55456 V55460	V55455 V55458	V41092 V41098 V41449
CT957K3	CT957(SET)	V55456 V55461	V55455	V41092 V41449
CT959K1	CT959	V59000		
CT968K1	CT968	V56036	V55842	
CT968K2	CT968	V56036	V55898	V41102 V71184
CT970K1	CT970	V55878		
CT972K1	CT972	V57005	V57007	V71260
CT973K1	CT973	V55801		
CT974K1	CT974	V56137		
CT975K2	CT975	V55327	V55312 V55313	V41048 V41175 V41247 V41248
CT975K3	CT975	V55327	V55312 V55373	V41048 V41247 V41248
CT977K1	CT977	V55555	V55540 V55565	V71223 V71224 V71221
CT977K2	CT977	V55555	V55540 V55587	V71223 V71224 V71221

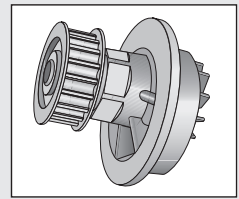
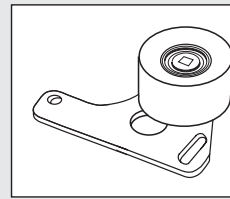
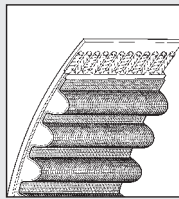
Zahnriemen Kit  
 Timing Belt Kit  
 Kit de courroie de distribution  
 Kit de correa de distribución  
 Kit cinghia sincrona  
 Комплект ремня ГРМ / Набор для зубчатого ремня



KIT				
CT977K3	CT977	V55555	V55540 V55633	V41443 V71360 V71223 V71224 V71221
CT978K1	CT978	V55227	V55228	
CT978K2	CT978	V55227	V55229 V55230	
CT979K1	CT979	V55541	V56515	
CT979K2	CT979	V56536	V56515	
CT981K1	CT981	V55541	V56515	
CT982K1	CT982	V56521	V56522	
CT983K1	CT983	V55239		
CT986K2	CT986	V55997	V55964	V41137
CT987K1	CT987	V55921	V55922	V41161
CT987K2	CT987	V55997	V55964	V41137
CT988K2	CT988	V55622		
CT988K3	CT988	V55635		
CT989K1	CT989		V55826 V55826	
CT990K1	CT990	VSKF06646	VSKF06645	VSKF06641 VSKF06641 VSKF06642 VSKF06643 VSKF06647
CT990K2	CT990	VSKF06653	VSKF06652	VSKF06648 VSKF06649 VSKF06649 VSKF06650 VSKF06654
CT991K1	CT991	V57307		
CT991K3	CT991	V57318		
CT994K1	CT994	V57026	V57027 V57028 V57029	
CT995K2	CT995	V56036	V55898	V41102 V71184
CT996K1	CT996	V57203	V57204	
CT997K1	CT997	V55801		
CT998K1	CT998	V56901	V56902	
CT999K1	CT999	V55801		

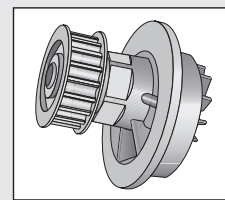
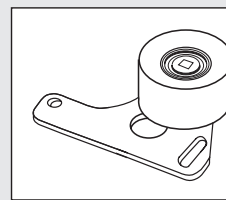
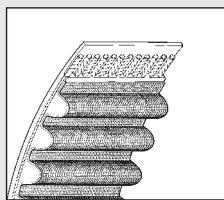












Zahnriemen Kit + Wasserpumpe  
 Timing Belt Kit + Water Pump  
 Kit de courroie de distribution + Pompe à eau  
 Kit de correa de distribuição + Bomba de água  
 Kit cinghia sincrona + Pompa acqua  
 Комплект ремня ГРМ / Набор для зубчатого ремня  
 + ВОДЯНОЙ НАСОС



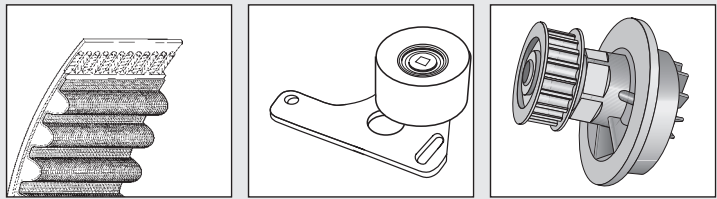
KIT						KIT					
CT1010WP1	CT1010	V56560	V56522		WP6077	CT1051WP1	CT1051	V55766	V55735 V55767	V41091 V31183 V31211 V41151 V41216	WP6006
CT1015WP1	CT1015	V55703 V55498 V55710	V55707	V41095 V71243	WP6073						
CT1025WP2	CT1025	V55580		V41179	WP6074	CT1051WP2	CT1051	V55766	V55735 V56303	V41140 V31183 V31211 V41151 V41216	WP6006
CT1028WP1	CT1028	V55739	V55735	V31183 V31211	WP6040						
CT1028WP2	CT1028	V55739	V55735	V31183 V31211	WP6016						
CT1028WP3	CT1028	V55739	V55735	V31183 V31211	WP6001	CT1061WP1	CT1061	V56622	V56625		WP6012
CT1028WP4	CT1028	V55739	V55735	V31183 V31211	WP6003	CT1061WP2	CT1061	V56609	V56610		WP6045
CT1028WP5	CT1028	V55739	V55735	V31183 V31211	WP6006	CT1061WP3	CT1061	V56622	V56625		WP6085
CT1028WP6	CT1028	V55489 V55715	V55465	V41073 V31183	WP6016	CT1063WP1	CT1063	V55921	V55922	V41060 V41161	WP6002
CT1028WP7	CT1028	V55494 V55495	V55465	V41073 V31183	WP6016	CT1063WP2	CT1063	V55953	V55954	V41329	WP6018
CT1035WP1	CT1035	V55581		V41109 V41144	WP6019	CT1064WP2	CT1064	V55605		V41178	WP6024
CT1035WP2	CT1035	V55581		V41109 V41143	WP6019	CT1065WP1	CT1065	V55943	V55907		WP6030
CT1035WP3	CT1035	V55581		V41109 V41143	WP6008	CT1065WP2	CT1065	V56638	V56642		WP6030
CT1035WP4	CT1035	V55581		V41109 V41143	WP6090	CT1066WP1	CT1066	V55958			WP6079
CT1037WP1	CT1037	V55971	V55972	V41060 V41161	WP6075	CT1067WP1	CT1067	V55958			WP6079
CT1043WP1	CT1043	V56951 V56959	V56943		WP6049	CT1077WP1	CT1077	V55351	V55356	V41110 V41110	WP6071
CT1043WP2	CT1043	V56951 V56959	V56943		WP6056	CT1088WP3	CT1088	V56368	V56383 V55773	V41092 V31211 V31203 V41350	WP6086
CT1044WP1	CT1044	V55491	V55433 V55441 V55457	V41073 V41098 V71225 V71225 V31213 V31213	WP6005	CT1088WP4	CT1088	V56368	V56383 V55773	V41092 V31211 V31203 V41350	WP6010
CT1045WP1	CT1045	V55572			WP6081	CT1091WP1	CT1091	V55973	V55969		WP6075
CT1049WP1	CT1049	V55852			WP6042	CT1092WP1	CT1092	V55953	V55954		WP6014
						CT1101WP1	CT1101	V55974	V55968		WP6088
						CT1105WP2	CT1105	V56036	V55898	V41138 V41220 V41102 V31268 V71184	WP6069
						CT1106WP1	CT1106	V56036	V55898	V41138 V41220 V41221 V41222 V31268 V71184	WP6015











Zahnriemen Kit + Wasserpumpe  
 Timing Belt Kit + Water Pump  
 Kit de courroie de distribution + Pompe à eau  
 Kit cinghia sincrona + Pompa acqua  
 Комплект ремня ГРМ / Набор для зубчатого ремня  
 + водяной насос



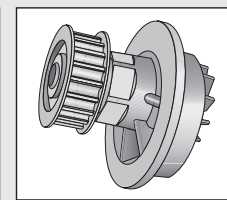
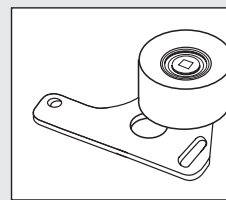
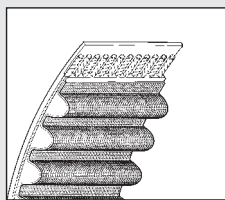
KIT						KIT					
CT1115WP1	CT1115	V56015			WP6042	CT1179WP2	CT1179	V55519	V55565	V41144 V71223	WP6009
CT1130WP1	CT1130	V55555	V55587	V71223 V71224 V71221 V71222 V41142	WP6074					V71224 V71221	
CT1130WP2	CT1130	V55555	V55633	V71223 V71224 V71221 V71360 V41443	WP6074	CT1179WP3	CT1179	V55566	V55640	V41144 V71380 V71223 V71224 V71221	WP6009
CT1134WP1	CT1134	V56340	V55735 V55465 V55767	V41152 V31183 V31211 V41168 V41169	WP6047					V41144 V71380 V71223 V71224 V71221	WP6009
CT1134WP2	CT1134	V56340	V55735 V55465 V55767	V41152 V31183 V31211 V41168 V41169	WP6003	CT504WP1	CT504				WP6065
CT1138WP1	CT1138	V55949	V55950	V41049	WP6078	CT539WP1	CT539		V55403		WP6066
CT1139WP2	CT1139	V56349	V56376 V56350 V55441	V41152 V31183 V41151 V31211 V41169 V41288 V41288 V41288	WP6047	CT540WP1	CT540		V55301		WP6067
CT1139WP6	CT1139	V56349	V56376 V56350 V55441	V41152 V31183 V41151 V31211 V41169 V41288 V41288 V41288	WP6072	CT558WP1	CT558				WP6061
CT1143WP1	CT1143				WP6092	CT607WP1	CT607	V56600			WP6007
CT1148WP1	CT1148	V55881	V55882		WP6089	CT629WP1	CT629				WP6034
CT1149WP1	CT1149	V55850	V55851		WP6037	CT633WP1	CT633				WP6050
CT1155WP1	CT1155	V56036	V55898		WP6069	CT660WP1	CT660		V55401		WP6062
CT1162WP1	CT1162	V56675	V56665		WP6014	CT704WP1	CT704		V55401		WP6060
CT1179WP1	CT1179	V55566	V55565	V41144 V71223 V71224 V71221	WP6009	CT709WP1	CT709	V55500			WP6031
						CT709WP2	CT709	V55500			WP6035
						CT718WP1	CT718	V56600			WP6007
						CT720WP1	CT720				WP6052
						CT726WP2	CT726	V55419	V55422	V41075 V41094	WP6053
						CT728WP1	CT728	V55249	V55210 V55211	V41071 V41037 V41072 V41072 V71141	WP6082
						CT732WP1	CT732				WP6034
						CT744WP1	CT744	V56600			WP6026
						CT754WP1	CT754	V56600			WP6076
						CT772WP1	CT772	V56623	V56603	V41028 V41060 V49002	WP6036
						CT845WP1	CT845	V55427			WP6020
						CT846WP1	CT846	V55428		V41154 V71180 V31200	WP6022






Zahnriemen Kit + Wasserpumpe  
 Timing Belt Kit + Water Pump  
 Kit de courroie de distribution + Pompe à eau  
 Kit de correa de distribuição + Bomba de água  
 Kit cinghia sincrona + Pompa acqua  
 Комплект ремня ГРМ / Набор для зубчатого ремня  
 + водяной насос



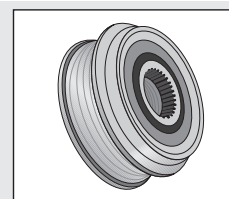
KIT						KIT					
CT846WP2	CT846	V55719		V41154 V71180	WP6022	CT908WP1	CT908	V55443		V71307 V31200	WP6010
CT846WP3	CT846	V55428		V41154 V71180 V31200	WP6020	CT908WP2	CT908	V55443		V71307 V31200	WP6041
CT847WP1	CT847	V55428		V31200	WP6020	CT909WP1	CT909	V55442 V55493			WP6041
CT870WP2	CT870	V55306	V55314 V55314		WP6039	CT909WP2	CT909	V56364	V56365	V31200 V71171	WP6041
CT873WP1	CT873	V55327	V55312 V55313	V41048 V41175 V41247 V41248	WP6033	CT909WP3	CT909	V56364	V56365	V31200 V71171	WP6010
CT873WP2	CT873	V55327	V55312 V55313	V41048 V41175 V41247 V41248	WP6021	CT909WP4	CT909	V55765 V55493			WP6041
CT873WP4	CT873	V55327	V55312 V55313	V41048 V41175 V41247 V41248	WP6025	CT915WP1	CT915	V55500			WP6011
CT874WP1	CT874	V55302		V41030	WP6043	CT915WP2	CT915	V55500			WP6091
CT874WP2	CT874	V55302		V41030	WP6017	CT920WP2	CT920	V55727 V55728	V55705 V55704 V55704		WP6057
CT874WP5	CT874	V55302		V41030	WP6058	CT920WP3	CT920	V55490 V55492 V55711	V55453	V41075	WP6053
CT877WP1	CT877	V55835	V55851		WP6037	CT921WP1	CT921	V55536	V55537		WP6028
CT877WP2	CT877	V55850	V55851		WP6037	CT924WP1	CT924	V55342	V55314 V55314		WP6039
CT881WP1	CT881	V55226		V41217 V41239 V41239	WP6070	CT927WP1	CT927	V55801			WP6038
CT881WP2	CT881	V55282		V41239 V41239 V41224 V41217 V41218	WP6080	CT939WP1	CT939		V55401		WP6051
CT887WP1	CT887	V59002	V59001		WP6068	CT939WP2	CT939	V55446		V41099 V41146 V71261	WP6027
CT887WP2	CT887	V59002	V59001		WP6048	CT939WP3	CT939	V55477		V41099 V41146 V71261	WP6027
CT901WP1	CT901(SET)	V55219 V55220 V55214		V41027 V41027 V41068 V41070	WP6055	CT939WP4	CT939	V55445		V41099 V71261	WP6027
CT901WP2	CT901(SET)	V55219 V55220 V55214		V41027 V41027 V41068 V41070	WP6064	CT939WP5	CT939	V55445		V41099 V41146 V71261	WP6027
CT901WP3	CT901(SET)	V55219 V55220 V55214		V41027 V41027 V41068 V41070	WP6054	CT939WP6	CT939	V55477		V41099 V41146 V71261	WP6059
CT906WP1	CT906	V56602	V56603	V41060	WP6026	CT957WP1	CT957(SET)	V55456 V55461	V55455 V55458	V41092 V41098 V41449	WP6004
						CT957WP2	CT957(SET)	V55456 V55461	V55455 V55458	V41092 V41098 V41449	WP6029
						CT957WP3	CT957(SET)	V55456 V55461	V55455	V41092 V41449	WP6004

Zahnriemen Kit + Wasserpumpe  
 Timing Belt Kit + Water Pump  
 Kit de courroie de distribution + Pompe à eau  
 Kit de correa de distribuição + Bomba de água  
 Kit cinghia sincrona + Pompa acqua  
 Комплект ремня ГРМ / Набор для зубчатого ремня  
 + водяной насос



KIT					
CT957WP4	CT957(SET)	V55456 V55460	V55455 V55458	V41092 V41098 V41449	WP6004
CT968WP1	CT968	V56036	V55842		WP6015
CT968WP2	CT968	V56036	V55898	V41102 V71184	WP6015
CT973WP1	CT973	V55801			WP6038
CT973WP2	CT973	V55801			WP6063
CT974WP1	CT974	V56137			WP6083
CT975WP1	CT975	V55327	V55312 V55373	V41048 V41247 V41248	WP6033
CT975WP2	CT975	V55327	V55312 V55373	V41048 V41247 V41248	WP6021
CT975WP3	CT975	V55327	V55312 V55373	V41048 V41247 V41248	WP6025
CT975WP5	CT975	V55327	V55312 V55313	V41048 V41175 V41247 V41248	WP6021
CT975WP6	CT975	V55327	V55312 V55313	V41048 V41175 V41247 V41248	WP6025
CT978WP1	CT978	V55227	V55228		WP6084
CT979WP1	CT979	V55541	V56515		WP6046
CT979WP2	CT979	V56536	V56515		WP6046
CT986WP2	CT986	V55997	V55964	V41137	WP6002
CT987WP1	CT987	V55921	V55922	V41161	WP6002
CT987WP2	CT987	V55997	V55964	V41137	WP6002
CT988WP1	CT988	V55622			WP6044
CT988WP2	CT988	V55622			WP6031
CT995WP1	CT995	V56036	V55898	V41102 V71184	WP6015
CT997WP1	CT997	V55801			WP6032
CT999WP1	CT999	V55801			WP6032

Generatorfreilauf  
 Overrunning Alternator Pulley  
 Poulie débrayable d'alternateur  
 Polea libre del alternador  
 Puleggia a ruota libera per alternatore  
 Муфта свободного хода генератора



Erstausrüsterqualität ist der beste Ersatz. Das gilt auch für unsere neuen Generatorfreiläufe (OAP) und Generatorentkoppler (OAD). Beide Komponenten sind optimal auf die Keilrippenriemen abgestimmt.

Durch die Drehungleichförmigkeiten der Kurbelwelle kommt es bei Nebenaggregatetrieben mit starrer Generator-Riemenscheibe zu Schwingungen und Schlupf des Keilrippenriemens. Dies führt zu unerwünschten Geräuschentwicklungen, Vibrationen, erhöhter Materialbeanspruchung und erhöhtem Verbrauch. Außerdem behindert die hohe Massenträgheit des Generators ein schnelles Absenken der Drehzahl, zum Beispiel beim Schaltvorgang.

Um diese Nachteile zu beseitigen, befindet sich in vielen Fahrzeugen konstruktionsseitig ein Generatorfreilauf oder Generatorentkoppler.

Der Generatorfreilauf tilgt durch seine Freilaufkupplung die Schwingungen, die durch die Drehungleichförmigkeiten der Kurbelwelle im Riemtrieb entstehen und ermöglicht zusätzlich eine schnelle Verringerung der Motordrehzahl bei plötzlichen Lastwechseln.

Der Generatorentkoppler entkoppelt zusätzlich durch sein integriertes Feder-Dämpfer-System den Keilrippenriemen vom Generator und kann so auftretende Resonanzschwingungen effektiver tilgen.

Original quality is the best replacement. The same applies to our new overrunning alternator pulleys (OAP) and overrunning alternator decouplers (OAD). Both components are optimally tuned to the V-ribbed belts.

Due to the rotational irregularities of the crankshaft, vibration and slip arises on the V-ribbed belt when auxiliary assemblies have rigid alternator belt pulleys. This leads to undesirable noise buildup, vibrations, higher material stress and a rise in consumption. In addition, the large rotating mass in the alternator prevents the rotational speed from falling quickly, for instance during a gear shift.

To eliminate these disadvantages, many vehicles are equipped with an overrunning alternator pulley or overrunning alternator decoupler.

With its overrunning clutch, the overrunning alternator pulley absorbs vibrations that arise in the belt drive as a result of the rotational irregularities of the crankshaft, and also makes it possible to reduce the engine speed quickly in the case of sudden load alteration.

With its integrated spring/damper system, the alternator decoupler also decouples the V-ribbed belt from the alternator, thus effectively absorbing resonant vibrations that may arise.

La qualité d'origine est la meilleure recharge. Cela s'applique également à nos nouvelles poulies à roue-libre d'alternateur (OAP) et découpleurs d'alternateur (OAD). Les deux composants sont adaptés de manière optimale aux courroies striées.

Les irrégularités de rotation du vilebrequin causent des vibrations et un glissement de la courroie striée dans les transmissions de groupes auxiliaires. Cela provoque la formation de bruits indésirables, de vibrations, une sollicitation du matériel plus importante et une consommation plus élevée. L'inertie des masses de l'alternateur empêche en outre la réduction rapide du nombre de tours, lors du changement de rapport par exemple.

Afin d'éliminer ces inconvénients, on trouve dans de nombreux véhicules une poulie à roue-libre d'alternateur ou un découpleur d'alternateur.

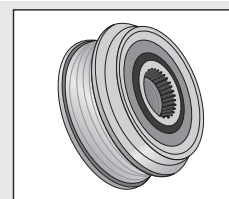
Grâce à son accouplement à roue-libre, cette poulie d'alternateur amortit les vibrations résultant des irrégularités de rotation du vilebrequin au cours de la transmission par courroie et permet en plus une réduction rapide du régime moteur lors de variations soudaines de charge.

Le découpleur d'alternateur désaccouple en plus la courroie striée de l'alternateur grâce à son système d'amortissement à ressorts et atténue ainsi plus efficacement les vibrations de résonance.





Generatorfreilauf  
 Overruling Alternator Pulley  
 Poulie débrayable d'alternateur  
 Polea libre del alternador  
 Puleggia a ruota libera per alternatore  
 Муфта свободного хода генератора



La calidad original es el mejor recambio. Esto también es válido para nuestras nuevas poleas libres del alternador (OAP) y desacoplador libre del alternador (OAD). Ambos componentes están adaptados de forma óptima a las correas acanaladas.

Debido a las rotaciones del cigüeñal, en transmisiones de grupos auxiliares con polea de correa del alternador rígida se dan vibraciones y derrapes de correa lo que provoca ruidos no deseados, vibraciones, un mayor esfuerzo del material y un consumo más alto. Además, la elevada inercia del alternador impide un rápido descenso del régimen de revoluciones por ejemplo al cambiar las marchas.

Para solucionar estas desventajas, muchos vehículos están equipados con una polea libre de alternador o un desacoplador libre del alternador.

La polea libre de alternador amortigua con su acoplamiento de marcha libre las vibraciones que resultan de las rotaciones del cigüeñal en la transmisión por correa y permite una rápida reducción de revoluciones del motor al cambiar rápidamente de carga.

Con su sistema integrado de resorteamortiguador, el desacoplador libre desacopla adicionalmente la correa acanalada del alternador, pudiendo amortiguar así eficazmente las vibraciones de resonancia aparecidas.

Il miglior ricambio: la qualità originale. Ciò vale anche per le nostre nuove pulegge per alternatore (OAP) e disaccoppiatori per alternatore (OAD). Entrambi i componenti sono ottimali per le cinghie trapezoidali scanalate.

A causa della rotazione non uniforme dell'albero motore, negli organi di trasmissione di gruppi ausiliari con puleggia rigida dell'alternatore si verificano vibrazioni e scorrimenti della cinghia trapezoidale scanalata. Questo porta a rumori indesiderati, a vibrazioni, ad una maggiore sollecitazione dei materiali e ad un maggior consumo. L'alto momento di inerzia dell'alternatore ostacola inoltre la rapida riduzione del numero di giri, ad esempio al cambio della marcia.

Per eliminare questi svantaggi, in molti veicoli si trova una puleggia per alternatore o un disaccoppiatore per alternatore.

Mediante il suo giunto a ruota libera, la puleggia dell'alternatore elimina le vibrazioni generate nella cinghia di trasmissione dalla rotazione non uniforme dell'albero motore e consente anche la rapida riduzione del numero di giri del motore in caso di improvvise variazioni di carico.

Grazie al suo sistema di smorzamento a molla integrato, il disaccoppiatore per alternatore disaccoppia inoltre la cinghia trapezoidale scanalata dall'alternatore, annullando efficacemente le vibrazioni di risonanza che si manifestano.

Качество заводской комплектации – такой должна быть наилучшая запасная часть. Это также действительно для наших новых обгонных муфты генератора (OAP) и обгонных разобщающих муфт генератора (OAD). Оба компонента оптимально подходят к поликлиновым ремням.

Из-за неравномерности вращения коленчатого вала в приводах вспомогательных агрегатов с неподвижным шкивом генератора возникают колебания и происходит проскальзывание поликлинового ремня. Это ведет к возникновению нежелательных шумов, вибрации, повышенным нагрузкам на материалы и повышенному износу. Кроме того, высокая инерция масс генератора препятствует быстрому уменьшению числа оборотов, например, во время переключения.

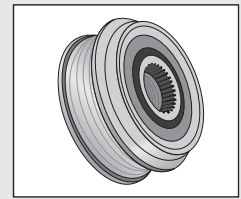
Для устранения этих недостатков во многих транспортных средствах имеется обгонная муфта генератора или обгонная разобщающая муфта генератора.

Обгонная муфта генератора расит колебания, которые возникают из-за неравномерности вращения коленчатого вала в ременном приводе, и, кроме того, позволяет быстро уменьшить число оборотов двигателя в случае внезапного изменения нагрузки.

Обгонная разобщающая муфта генератора благодаря своей встроенной пружинной амортизирующей системе также отделяет поликлиновый ремень от генератора и тем самым более эффективно гасит возникающие резонансные колебания.



Generatorfreilauf  
 Overrunning Alternator Pulley  
 Poulie débrayable d'alternateur  
 Polea libre del alternador  
 Puleggia a ruota libera per alternatore  
 Муфта свободного хода генератора



AP9001



AP9002



AP9003



AP9004



AP9005



AP9006



AP9007



AP9008



AP9009



AP9010



AP9011



AP9012



AP9013



AP9014



AP9015



AP9016



AP9017



AP9018

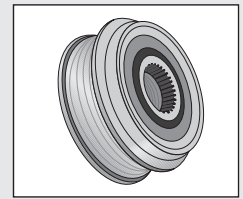


AP9019



AP9020

Generatorfreilauf  
 Overrunning Alternator Pulley  
 Poulie débrayable d'alternateur  
 Polea libre del alternador  
 Puleggia a ruota libera per alternatore  
 Муфта свободного хода генератора



AP9021



AP9022



AP9024



AP9025



AP9026



AP9027



AP9028



AP9029



AP9030



AP9031



AP9032



AP9033



AP9034



AP9036



AP9037



AP9038



AP9039



AP9040

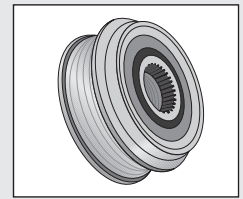


AP9041



AP9042

Generatorfreilauf  
 Overrunning Alternator Pulley  
 Poulie débrayable d'alternateur  
 Polea libre del alternador  
 Puleggia a ruota libera per alternatore  
 Муфта свободного хода генератора



AP9043



AP9044



AP9045



AP9046



AP9047



AP9048



AP9049



AP9050



AP9051



AP9052



AP9053



AP9054



AP9055



AP9056



AP9057



AP9058



AP9059



AP9060

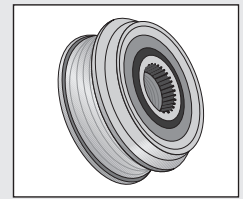


AP9061



AP9062

Generatorfreilauf  
 Overrunning Alternator Pulley  
 Poulie débrayable d'alternateur  
 Polea libre del alternador  
 Puleggia a ruota libera per alternatore  
 Муфта свободного хода генератора



AP9063



AP9064



AP9065



AP9066



AP9067



AP9068



AP9069



AP9070



AP9071



AP9072



AP9073



AP9074



AP9075



AP9076



AP9077



AP9078



AP9079



AP9080

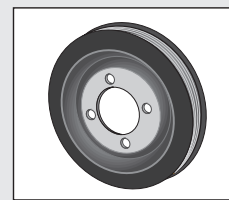


AP9081



AP9082

Torsionsschwingungsdämpfer  
 Torsional Vibration Damper  
 Amortisseur de vibrations de torsion  
 Amortiguador de vibraciones de torsión  
 Smorzatore di vibrazioni torsionali  
 Гаситель крутильных колебаний



Erstausrüsterqualität ist der beste Ersatz. Das gilt auch für unsere neuen Torsionsschwingungsdämpfer. Die Riemenscheiben sind optimal auf die Keilrippenriemen abgestimmt.

Torsionsschwingungsdämpfer (TSD) übernehmen im Antriebssystem moderner Motoren eine zentrale Funktion: Sie dämpfen die Vibrationen der Kurbelwelle. So werden Antriebsriemen und Aggregate geschont. Bei entkoppelten Torsionsschwingungsdämpfern (eTSD) wird zusätzlich der Riemetrieb der Nebenaggregate entkoppelt. Die durch Drehungleichförmigkeiten der Kurbelwelle auftretenden Resonanzschwingungen werden so besonders effektiv getilgt. Damit das Antriebssystem reibungslos funktioniert, sollte beim Riemenwechsel immer der Zustand des TSD/eTSD geprüft und der TSD/eTSD ggf. mitgewechselt werden. Zudem ist es wirtschaftlich sinnvoll, gleich alle Komponenten des Antriebssystems bei ersten Anzeichen von Verschleiß in einem Arbeitsgang zu erneuern. Spätestens bei sichtbaren Schäden an der Gummispur ist der Torsionsschwingungsdämpfer zu erneuern.

Original quality is the best replacement. The same applies to our new torsional vibration dampers. The belt pulleys are optimally tuned to the V-ribbed belts.

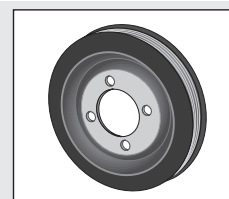
In the drive system of modern engines, torsional vibration dampers (TVDs) have a key function to perform: They dampen the vibrations from the crankshaft, thus protecting the drive belts and assemblies. In the case of torsional vibration damper isolators (TVDi), the belt drive of the auxiliary assemblies is also decoupled. Resonant vibrations that arise as a result of the rotational irregularities of the crankshaft are absorbed highly effectively. To ensure that the drive system functions smoothly, the TVD/TVDi should always be checked when the belt is replaced, and replaced along with the belt if necessary. From an economic point of view, it makes sense to replace all the drive components in one procedure at the first sign of wear. The torsional vibration damper is to be replaced at the latest when damage is evident in the rubber track.

La qualité d'origine est la meilleure recharge. Ceci est également valable pour notre nouvel amortisseur de vibrations de torsion. Nos poulies sont adaptées de manière optimale aux courroies striées.

Les amortisseurs de vibrations de torsion (AVT) assument une fonction centrale dans le système de transmission des moteurs modernes : ils amortissent les vibrations du vilebrequin, ménageant de ce fait les courroies de transmission et les composants. Dans le cas des amortisseurs de vibrations de torsion désaccouplés (AVTd), la transmission par courroie des composants auxiliaires est également désaccouplée. Les vibrations de résonance dues aux irrégularités de rotation du vilebrequin sont ainsi efficacement atténuées. Pour que le système de transmission fonctionne sans problème, il est recommandé de toujours vérifier l'état de l'AVT ou de l'AVTd lors du changement de courroie et de le remplacer en même temps le cas échéant. En outre, il est bien plus économique de toujours remplacer tous les composants d'un système de transmission en même temps aux premiers signes d'usure. L'amortisseur de vibrations de torsion doit être remplacé au plus tard lors de l'apparition de dommages visibles au niveau de la couche de caoutchouc.



Torsionsschwingungsdämpfer  
 Torsional Vibration Damper  
 Amortisseur de vibrations de torsion  
 Amortiguador de vibraciones de torsión  
 Smorzatore di vibrazioni torsionali  
 Гаситель крутильных колебаний



La calidad original es el mejor recambio. Esto también es válido para nuestros nuevos amortiguadores de vibraciones de torsión. Las poleas están adaptadas de forma óptima a las correas acanaladas.

En los sistemas de transmisión de motores modernos, los amortiguadores de vibraciones de torsión (AVT) asumen una función central: amortiguan las vibraciones del cigüeñal, así protegen las correas de transmisión y los equipos relevantes. En los amortiguadores de vibraciones de torsión desacoplados (AVTd) se desacopla además la transmisión por correa de los equipos auxiliares. Así se amortiguan eficazmente las vibraciones de resonancia que resultan de las rotaciones del cigüeñal. A fin de que el sistema de transmisión funcione perfectamente, siempre se debería controlar el estado del AVT/AVTd en el cambio de correa y cambiarlo si fuera necesario. Además es económicamente conveniente renovar todos los componentes del sistema de transmisión en una sola reparación al primer signo de desgaste. El amortiguador de vibraciones de torsión se debe renovar lo más tarde cuando se vean daños en la franja de goma.

Il miglior ricambio: la qualità originale. Ciò vale anche per i nostri nuovi smorzatori di vibrazioni torsionali. Le pulegge della cinghia sono ottimali per le cinghie trapezoidali scanalate.

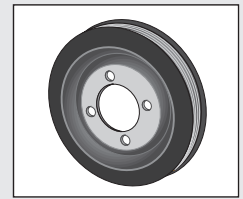
Gli smorzatori di vibrazioni torsionali (TVD) svolgono un ruolo fondamentale nei sistemi di trasmissione di moderni motori: smorzano le vibrazioni dell'albero motore, proteggendo così le cinghie di trasmissione ed i gruppi. Nel caso di smorzatori di vibrazioni torsionali disaccoppiati (TVDi) viene disaccoppiata anche la cinghia di trasmissione dei gruppi ausiliari. Le vibrazioni di risonanza derivanti dalla rotazione non uniforme dell'albero motore vengono assorbite in modo estremamente efficace. Per assicurare il funzionamento corretto del sistema di trasmissione, si raccomanda di controllare il TVD/TVDi in occasione di ogni sostituzione della cinghia e, se necessario, di sostituirlo insieme alla cinghia. Da un punto di vista economico è conveniente sostituire tutti i componenti di trasmissione in un solo passo ai primi cenni di usura. Lo smorzatore di vibrazioni torsionali deve essere sostituito almeno quando risultano evidenti danni alla frangia di gomma.

Качество заводской комплектации – такой должна быть наилучшая запасная часть. Это относится и к нашим новым гасителям крутильных колебаний. Шкивы оптимально подходят к поликлиновым ремням.

„Гасители крутильных колебаний (TSD) выполняют в системе привода современных двигателей центральную функцию: Они „гасят“ вибрации коленчатого вала. Благодаря этому приводные ремни и агрегаты подвержены меньшей нагрузке. В разобщающих „гасителях крутильных колебаний (eTSD) ременной привод вспомогательных агрегатов не имеет жесткого соединения с коленчатым валом. Благодаря этому особенно эффективно гасятся резонансные колебания, возникающие из-за неравномерности вращения коленчатого вала. Для обеспечения бесперебойного функционирования системы привода при замене ремней всегда необходимо проверять состояние гасителя крутильных колебаний/разобщающего гасителя крутильных колебаний и при необходимости заменять его. Кроме того, с точки зрения экономичности целесообразно заменять в рамках одной рабочей операции сразу все компоненты системы привода при первых признаках износа. Гаситель крутильных колебаний необходимо заменять самое позднее при возникновении видимых повреждений резиновой прокладки.



Torsionsschwingungsdämpfer  
 Torsional Vibration Damper  
 Amortisseur de vibrations de torsion  
 Amortiguador de vibraciones de torsión  
 Smorzatore di vibrazioni torsionali  
 Гаситель крутильных колебаний



VD1002



VD1025



VD1030



VD1031



VD1032



VD1032



VD1039



VD1062



VD1063



VD1064



VD1065



VD1067



VD1068



VD1069



VD1070



VD1073



VD1076



VD1078



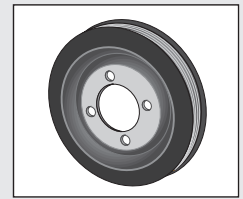
VD1079



VD1081



Torsionsschwingungsdämpfer  
 Torsional Vibration Damper  
 Amortisseur de vibrations de torsion  
 Amortiguador de vibraciones de torsión  
 Smorzatore di vibrazioni torsionali  
 Гаситель крутильных колебаний



VD1084



VD1085



VD1086



VD1087



VD1088



VD1089



VD1090



VD1091



VD1093



VD1094



VD1095



VD1096



VD1097



VD1098



VD1099



VD1100



VD1101



VD1102

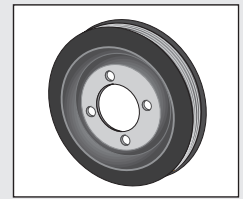


VD1103



VD1104

Torsionsschwingungsdämpfer  
Torsional Vibration Damper  
Amortisseur de vibrations de torsion  
Amortiguador de vibraciones de torsión  
Smorzatore di vibrazioni torsionali  
Гаситель крутильных колебаний



VD1105



VD1106



VD1107



VD1109



VD1110



VD1112



VD1113



VD1114



VD1115



VD1116



VD1117



VD1120



Montagesätze  
Mounting Sets  
Jeux de montage

Kits de montage  
Kit di montaggio  
Монтажные наборы



MS01



MS02



MS03



MS04



MS05



MS06



MS08



MS09



MS10



MS11



MS12



MS13



MS14



MS15



MS16



MS17



MS18



MS19



MS22



MS23



MS24



MS25



MS26



MS27

Montagesätze  
Mounting Sets  
Jeux de montage

Kits de montage  
Kit di montaggio  
Монтажные наборы



MS28



MS29



MS30



MS31



MS32



MS33



MS37



MS39



MS40



MS41



MS42



MS43



MS44



MS46

Wasserpumpen für Nebetrieb  
 Water pumps for auxiliary drive  
 Pompes à eau pour l'entraînement des accessoires

Bombas de agua para la transmisión auxiliar  
 Pompa dell'acqua per trasmissione ausiliaria  
 Водяные насосы для вспомогательных приводов



WPS3000



WPS3001



WPS3002



WPS3003



WPS3004



WPS3006



WPS3007



WPS3008



WPS3009



WPS3010



WPS3011



WPS3012



WPS3013



WPS3014



WPS3015



WPS3016

Wasserpumpen für Nebetrieb  
Water pumps for auxiliary drive  
Pompes à eau pour l'entraînement des accessoires

Bombas de agua para la transmisión auxiliar  
Pompa dell'acqua per trasmissione ausiliaria  
Водяные насосы для вспомогательных приводов



WPS3017



WPS3018



WPS3019



WPS3020



WPS3021



WPS3022



WPS3023



WPS3024



WPS3025

Verkaufshilfen  
Sales aids  
Aides à la vente

Recursos de ventas  
Supporti di vendita  
Маркетинговые материалы

ContiTech bietet Ihnen verschiedene Möglichkeiten zur Produktpräsentation und Lagerung. Individuelle Gestaltungsmöglichkeiten ermöglicht Ihnen unser Verkaufsstände, den Sie nach Ihren Bedürfnissen mit Wandaufhängern und Display bestücken können.

ContiTech offers you various options for presenting and storing products. Our product display stand comes in various configurations and can be equipped with wall-mounted racks and display panels as needed.

ContiTech vous propose plusieurs possibilités pour la présentation et le stockage des produits. Nos présentoirs peuvent être montés de différentes façons, et peuvent être remplis selon vos besoins. Vous pouvez également les compléter par une étagère murale ou un écran.

ContiTech le ofrece varias posibilidades para ubicar y presentar los productos. Nuestro stand de venta permite distintas opciones de colocación y además se puede completar con colgadores de pared y expositores según sus necesidades.

ContiTech offre svariate possibilità di presentazione e stoccaggio del prodotto. Le diverse opzioni di allestimento vi consentiranno di personalizzare il nostro espositore con supporti per parete e display, in base alle diverse esigenze.

Компания ContiTech предлагает различные варианты для демонстрации и хранения товара. Демонстрационный стенд, предлагаемый нашей компанией, имеет различные варианты исполнения и может быть дооснащен навесными полками и экспозиционными панелями по необходимости.



Art.-Nr. 6779044000

Bestückungsbeispiel des Verkaufsständers. Display ContiTech und Wandaufhänger nicht enthalten.

Configuration example of the product display stand. ContiTech display panel and wall-mounted rack not included.

Exemple de remplissage d'un présentoir. Écran ContiTech et étagère murale non inclus.

Ejemplo de montaje del stand de venta. Expositores y colgadores de pared de ContiTech no incluidos.

Esempio di allestimento degli espositori. Display ContiTech e supporto per parete non inclusi.

Пример исполнения демонстрационного стенда. Без экспозиционной панели и навесной полки производства компании ContiTech.



Art.-Nr. 6779013000

Display ContiTech, passend für die Wandaufhänger

ContiTech display panel, for use with wall-mounted rack

Écran ContiTech, assorti à l'étagère murale

Expositor de ContiTech adaptado para el colgador de pared

Display ContiTech, idonei ai supporti per parete

Экспозиционная панель компании ContiTech для использования в сочетании с навесной полкой




Verkaufshilfen  
Sales aids  
Aides à la vente

Recursos de ventas  
Supporti di vendita  
Маркетинговые материалы



Wandaufhänger Typ B, Display ContiTech nicht enthalten  
Type B wall-mounted rack, ContiTech display panel not included  
Étagère murale de type B, écran ContiTech non inclus  
Colgador de pared tipo B y expositor de ContiTech no incluidos.  
Supporti per parete tipo B, display ContiTech non incluso  
Навесная полка, тип «B», без экспозиционной панели производства компании ContiTech



Wandaufhänger Typ C/E, Display ContiTech nicht enthalten  
Type C/E wall-mounted rack, ContiTech display panel not included  
Étagère murale de type C/E, écran ContiTech non inclus  
Colgador de pared tipo C/E y expositor de ContiTech no incluidos.  
Supporti per parete tipo C/E, display ContiTech non incluso  
Навесная полка, тип «C/E», без экспозиционной панели производства компании ContiTech



Zahnriemen/ -Kits Wandaufhänger, Display ContiTech nicht enthalten  
Timing belt/kit wall-mounted rack, ContiTech display panel not included  
Courroie de distribution, kits d'étagère murale, écran ContiTech non inclus  
Kits de correas dentadas, colgador de pared tipo B y expositor de ContiTech no incluidos.  
Supporti per parete per kit/cinghie dentate, display ContiTech non incluso  
Навесная полка для выкладки ремней ГРМ, комплектов ремней ГРМ, без экспозиционной панели производства компании ContiTech



Wandleiste  
Wall-hung belt holder  
Presentoir mural  
Expositor mural  
Espositore a parete  
Полка с крючками

Arbeitsbekleidung  
Work clothing  
Tenue de travail

Ropa de trabajo  
Abbigliamento da lavoro  
Рабочая одежда



### Sortiment

- Latz- oder Bundhose mit Sicherheitsreflektoren
- T-Shirt oder Polo-Shirt
- Pullover
- Jacke
- Weste
- Schirmmütze

### Assortment

- Bib overalls or pants with safety reflectors
- T-shirt or polo shirt
- Pullover
- Jacket
- Vest
- Peaked cap

### Gamme de produit

- Salopette ou pantalon avec réflecteurs de sécurité
- T-shirt ou polo
- Pull
- Veste
- Gilet
- Casquette

### Kit

- Pantalones o peto de trabajo con reflectores de seguridad
- Camiseta o polo
- Jersey
- Chaqueta
- Chaleco
- Gorra

### Assortimento

- Salopette o pantaloni con inserti catarifrangenti
- T-shirt o polo
- Pullover
- Giacca
- Gilet
- Berretto con visiera

### Ассортимент

- Комбинезон или штаны со светоотражающими элементами
- Футболка или тенниска
- Свитер
- Куртка
- Жилет
- Бейсболка

Mess- und Montagewerkzeuge  
 E Measuring and installation tools  
 Outils de mesure et de montage

Herramientas de medición y montaje  
 Utensili di misurazione e montaggio  
 Измерительные и монтажные инструменты



Art.-Nr. 6779873000

Belt Tension Tester BTT Hz - Frequenzmessgerät zur Ermittlung der Riemenspannung  
 Frequency meter for determining belt tension  
 Appareil de mesure de fréquence pour déterminer la tension de la courroie  
 Dispositivo de medición de frecuencia para medir la tensión de correa  
 Frequenzimetro per il rilevamento della tensione della cinghia  
 Частотомер для определения натяжения ремня



Art.-Nr. 6503700000

TOOL BOX V01 - Werkzeugsatz für den Zahnriemenwechsel bei Audi, Seat, Skoda und VW  
 Tool kit for changing timing belts on Audi, Seat, Skoda, and VW  
 Jeu d'outils pour le changement de courroie de distribution de véhicules Audi, Seat, Skoda et VW  
 Kit de herramientas para cambiar las correas dentadas de modelos de Audi, Seat, Skoda y VW  
 Set di utensili per la sostituzione di cinghie dentate nei veicoli Audi, Seat, Skoda e Volkswagen  
 Набор инструментов для замены ремней ГРМ в автомобилях марки Audi, Seat, Skoda, VW



Art.-Nr. 6758823000

TOOL BOX V02 - Werkzeugsatz für den Zahnriemenwechsel bei Fahrzeugen von Renault  
 Tool set for replacing timing belts in Renault vehicles  
 Jeu d'outils pour le remplacement des courroies de distribution des véhicules Renault  
 Juego de herramientas para el cambio de correas dentadas en vehículos Renault  
 Set di utensili per la sostituzione di cinghie sincrone nei veicoli Renault  
 Набор инструментов для замены зубчатого ремня в автомобилях Renault



Art.-Nr. 6758824000

TOOL BOX V03 - Werkzeugsatz für den Zahnriemenwechsel bei Fahrzeugen der Marke Citroen und Peugeot  
 Tool set for replacing timing belts in Citroen and Renault vehicles  
 Jeu d'outils pour le remplacement des courroies de distribution des marques de véhicules Citroën et Renault  
 Juego de herramientas para el cambio de correas dentadas en vehículos de las marcas Citroën y Renault  
 Set di utensili per la sostituzione di cinghie sincrone nei veicoli dei marchi Citroen e Renault  
 Набор инструментов для замены зубчатого ремня в автомобилях Citroen и Renault



Art.-Nr. 6758825000

TOOL BOX V04 - Werkzeugsatz für den Zahnriemenwechsel bei Fahrzeugen der Marke Ford und Opel  
 Tool set for replacing timing belts in Ford and Opel vehicles  
 Jeu d'outils pour le remplacement des courroies de distribution des marques de véhicules Ford et Opel  
 Juego de herramientas para el cambio de correas dentadas en vehículos de las marcas Ford y Opel  
 Set di utensili per la sostituzione di cinghie sincrone nei veicoli dei marchi Ford e Opel  
 Набор инструментов для замены зубчатого ремня в автомобилях Ford и Opel

Mess- und Montagewerkzeuge  
 E Measuring and installation tools  
 Outils de mesure et de montage

Herramientas de medición y montaje  
 Utensili di misurazione e montaggio  
 Измерительные и монтажные инструменты



Art.-Nr. 6776956000

UNI TOOL ELAST - Universal-Montagewerkzeug für elastische Keilrippenriemen  
 Universal installation tool for elastic V-ribbed belts  
 Outil de montage universel pour les courroies trapézoïdales élastiques  
 Kit de herramientas universal para correas elásticas trapezoidales con dentado interior  
 Utensile di montaggio universale per cinghie trapezoidali scanalate elastiche  
 Универсальный инструмент для монтажа эластичных поликлиновых ремней



Art.-Nr. 6757240000

ELAST TOOL F01 - Montagewerkzeug für den Wechsel des elastischen Keilrippenriemens bei Ford und Volvo  
 Installation tool for changing the elastic V-ribbed belt on Ford and Volvo  
 Outil de montage pour le changement de courroie trapézoïdale élastique des véhicules Ford et Volvo  
 Herramientas de montaje para cambiar las correas elásticas trapezoidales con dentado interior de modelos Ford y Volvo  
 Utensile di montaggio per la sostituzione delle cinghie trapezoidali scanalate elastiche nei veicoli Ford e Volvo  
 Инструмент для замены эластичных поликлиновых ремней на автомобилях марки Ford и Volvo



Art.-Nr. 6757610000

LASER TOOL - Fluchtungsprüfer für Keilrippenriementriebe  
 Alignment checker for V-ribbed belt drives  
 Vérificateur d'alignement des systèmes d'entraînement par courroie trapézoïdale  
 Medidor de fugas para correas trapezoidales con dentado interior  
 Strumento di verifica allineamento delle cinghie trapezoidali scanalate  
 Средство проверки соосности шкивов поликлиновой передачи

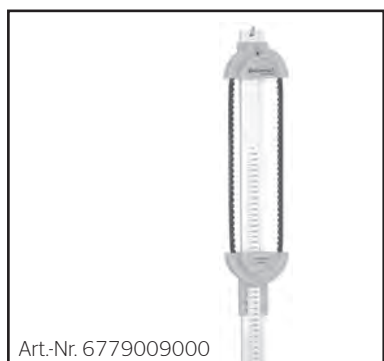
Mess- und Montagewerkzeuge  
 E Measuring and installation tools  
 Outils de mesure et de montage

Herramientas de medición y montaje  
 Utensili di misurazione e montaggio  
 Измерительные и монтажные инструменты




Art.-Nr. 6503999000

TOOL BOX OAP - Universal-Werkzeugsatz für den Wechsel von Generatorfreiläufen  
 Universal tool kit for changing overrunning alternator pulleys  
 Jeu d'outils universel pour le changement de roue libre de générateur  
 Kit de herramientas universal para cambiar los piñones libres del generador  
 Set di utensili universale per la sostituzione delle pulegge a ruota libera dell'alternatore  
 Универсальный инструмент для замены шкива генератора с обгонной муфтой



Art.-Nr. 6779009000

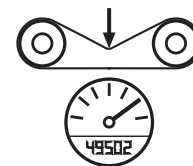
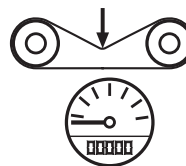
Längenmessgerät für Keilriemen und Keilrippenriemen.  
 Measuring Gauge for V-belts and multiple V-ribbed belts.  
 Mesureur de longueur pour courroies trapézoïdales et courroies striées.  
 Medidor de correas trapeziales y ranuradas longitudinalmente.  
 Apparecchiatura di misurazione lunghezza per cinghie trapezoidali e cinghie trapezoidali scanalate.  
 Линейка для измерения длины клиновых и поликлиновых ремней







Art.-Nr. 6579871000


Art.-Nr. 6579870000

Art.-Nr. 6579872000



<b>Krikit 1</b>	15 - 70 kg	AVX 10	40 kg	25 - 30 kg
		AVX 13	55 kg	40 - 45 kg
<b>Krikit 2</b>	15 - 70 kg	3 PK - 6 PK	12 - 14 kg / 	9 - 10 kg / 
<b>Krikit 3</b>	50 - 150 kg	7 PK - 12 PK	12 - 14 kg / 	9 - 10 kg / 





Produktfotos

Fotos de los productos

Product photos

Foto prodotto

Photos de produits

Фотографии товара

Kleinteile  
Small parts  
Petites pièces

Piezas pequeñas  
Pezzi di piccole dimensioni  
Детали малого размера



V31183



V31191



V31199



V31200



V31202



V31203



V31209



V31210



V31211



V31213



V31214



V31249



V31268



V39001



V41027



V41028



V41030



V41037



V41047



V41048



V41049



V41053



V41057



V41060



Kleinteile  
Small parts  
Petites pièces

Piezas pequeñas  
Pezzi di piccole dimensioni  
Детали малого размера



V41068



V41069



V41070



V41071



V41072



V41073



V41075



V41080



V41090



V41091



V41092



V41093



V41094



V41095



V41096



V41097



V41098



V41099



V41102



V41109



V41110



V41137



V41138



V41139

Kleinteile  
Small parts  
Petites pièces

Piezas pequeñas  
Pezzi di piccole dimensioni  
Детали малого размера



V41140



V41141



V41142



V41143



V41144



V41146



V41151



V41152



V41153



V41154



V41155



V41161



V41164



V41167



V41168



V41169



V41175



V41179



V41184



V41189



V41190



V41191



V41198



V41199

Kleinteile  
Small parts  
Petites pièces

Piezas pequeñas  
Pezzi di piccole dimensioni  
Детали малого размера



V41200



V41216



V41217



V41218



V41220



V41221



V41222



V41224



V41225



V41236



V41239



V41247



V41248



V41264



V41288



V41297



V41329



V41330



V41331



V41350



V41352



V41354



V41449



V49002

Kleinteile  
Small parts  
Petites pièces

Piezas pequeñas  
Pezzi di piccole dimensioni  
Детали малого размера



V49003



V49037



V49038



V49051



V49052



V71141



V71156



V71157



V71166



V71171



V71176



V71178



V71179



V71180



V71181



V71184



V71221



V71222



V71223



V71224



V71225



V71230



V71243



V71244

Kleinteile  
Small parts  
Petites pièces

Piezas pequeñas  
Pezzi di piccole dimensioni  
Детали малого размера



V71245



V71260



V71263



V71307



V79001



V79002



VSKF06641



VSKF06642



VSKF06643



VSKF06647



VSKF06648



VSKF06649



VSKF06650



VSKF06654



VSKF41060



VSKF79011

Spann- und Umlenkrollen  
Tensioner and idler pulleys  
Galet tendeur et poulie de renvoi

Poleas de tensión y poleas de inversión  
Rullo tendicinghia e pulegge di rinvio  
Натяжное устройство и натяжные ролики



V325317



V55000



V55001



V55002



V55003



V55004



V55005



V55006



V55007



V55100



V55101



V55102



V55200



V55202



V55203



V55204



V55205



V55206



V55207



V55208



V55210



V55211



V55214



V55217

Spann- und Umlenkrollen  
 Tensioner and idler pulleys  
 Galet tendeur et poulie de renvoi

Poleas de tensión y poleas de inversión  
 Rullo tendicinghia e pulegge di rinvio  
 Натяжное устройство и натяжные ролики



V55218



V55219



V55220



V55226



V55227




V55228



V55229



V55230



V55231



V55239



V55240



V55246



V55249



V55282



V55300



V55301



V55302



V55303



V55304



V55305



V55306



V55307



V55308



V55311

Spann- und Umlenkrollen  
Tensioner and idler pulleys  
Galet tendeur et poulie de renvoi

Poleas de tensión y poleas de inversión  
Rullo tendicinghia e pulegge di rinvio  
Натяжное устройство и натяжные ролики



V55312



V55313



V55314



V55315



V55316



V55317



V55321



V55322



V55323



V55327



V55333



V55342



V55344



V55345



V55348



V55349



V55351



V55356



V55368



V55370



V55371



V55373



V55383



V55400



Spann- und Umlenkrollen  
 Tensioner and idler pulleys  
 Galet tendeur et poulie de renvoi

Poleas de tensión y poleas de inversión  
 Rullo tendicinghia e pulegge di rinvio  
 Натяжное устройство и натяжные ролики



V55401



V55402



V55403



V55404



V55405



V55406



V55407



V55413



V55414



V55415



V55417



V55419



V55420



V55421



V55422



V55425



V55426



V55427



V55428



V55433



V55436



V55437



V55438



V55439

Spann- und Umlenkrollen  
Tensioner and idler pulleys  
Galet tendeur et poulie de renvoi

Poleas de tensión y poleas de inversión  
Rullo tendicinghia e pulegge di rinvio  
Натяжное устройство и натяжные ролики



V55440



V55441



V55442



V55443



V55445



V55446



V55447



V55453



V55454



V55455



V55456



V55457



V55458



V55460



V55461



V55465



V55477



V55478



V55489



V55490



V55491



V55492



V55493



V55494

Spann- und Umlenkrollen  
Tensioner and idler pulleys  
Galet tendeur et poulie de renvoi

Poleas de tensión y poleas de inversión  
Rullo tendicinghia e pulegge di rinvio  
Натяжное устройство и натяжные ролики



V55495



V55496



V55497



V55498



V55499



V55500



V55501



V55502



V55503



V55506



V55507



V55510



V55511



V55514



V55515



V55518



V55519



V55522



V55524



V55532



V55535



V55536



V55537



V55538

Spann- und Umlenkrollen  
Tensioner and idler pulleys  
Galet tendeur et poulie de renvoi

Poleas de tensión y poleas de inversión  
Rullo tendicinghia e pulegge di rinvio  
Натяжное устройство и натяжные ролики



V55539



V55540



V55541



V55555



V55556



V55557



V55558



V55560



V55561



V55562



V55565



V55566



V55567



V55572



V55573



V55575



V55577



V55580



V55581



V55582



V55587



V55591



V55599



V55603

Spann- und Umlenkrollen  
Tensioner and idler pulleys  
Galet tendeur et poulie de renvoi

Poleas de tensión y poleas de inversión  
Rullo tendicinghia e pulegge di rinvio  
Натяжное устройство и натяжные ролики



V55604



V55605



V55619



V55620



V55622



V55629



V55635



V55640



V55703



V55704



V55705



V55707



V55709



V55710



V55711



V55712



V55715



V55719



V55727



V55728



V55729



V55730



V55732



V55735

Spann- und Umlenkrollen  
 Tensioner and idler pulleys  
 Galet tendeur et poulie de renvoi

Poleas de tensión y poleas de inversión  
 Rullo tendicinghia e pulegge di rinvio  
 Натяжное устройство и натяжные ролики



V55736



V55739



V55741



V55742



V55744



V55748



V55765



V55766



V55767



V55769



V55771



V55772



V55773



V55781



V55782



V55801



V55802



V55803



V55804



V55805



V55806



V55807



V55808



V55809

Spann- und Umlenkrollen  
Tensioner and idler pulleys  
Galet tendeur et poulie de renvoi

Poleas de tensión y poleas de inversión  
Rullo tendicinghia e pulegge di rinvio  
Натяжное устройство и натяжные ролики



V55810



V55811



V55815



V55816



V55818



V55822



V55823



V55824



V55825



V55826



V55827



V55829



V55831



V55832



V55833



V55835



V55837



V55839



V55842



V55844



V55850



V55851



V55852



V55853

Spann- und Umlenkrollen  
 Tensioner and idler pulleys  
 Galet tendeur et poulie de renvoi

Poleas de tensión y poleas de inversión  
 Rullo tendicinghia e pulegge di rinvio  
 Натяжное устройство и натяжные ролики



V55873



V55875



V55876



V55878



V55881



V55882



V55898



V55901



V55906



V55907



V55921



V55922



V55923



V55924



V55938



V55939



V55943



V55949



V55950



V55951



V55952



V55953



V55954



V55958



Spann- und Umlenkrollen  
 Tensioner and idler pulleys  
 Galet tendeur et poulie de renvoi

Poleas de tensión y poleas de inversión  
 Rullo tendicinghia e pulegge di rinvio  
 Натяжное устройство и натяжные ролики



V55964



V55965



V55967



V55968



V55969



V55971



V55972



V55973



V55974



V55977



V55978



V55979



V55984



V55997



V56000



V56001



V56010



V56015



V56036



V56101



V56103



V56104



V56105



V56109

Spann- und Umlenkrollen  
Tensioner and idler pulleys  
Galet tendeur et poulie de renvoi

Poleas de tensión y poleas de inversión  
Rullo tendicinghia e pulegge di rinvio  
Натяжное устройство и натяжные ролики



V56110



V56111



V56115



V56119



V56120



V56122



V56127



V56132



V56137



V56303



V56340



V56349



V56350



V56354



V56364



V56365



V56376



V56383



V56415



V56416



V56417



V56500



V56506



V56511

Spann- und Umlenkrollen  
 Tensioner and idler pulleys  
 Galet tendeur et poulie de renvoi

Poleas de tensión y poleas de inversión  
 Rullo tendicinghia e pulegge di rinvio  
 Натяжное устройство и натяжные ролики



V56512



V56514



V56515



V56516



V56518



V56521



V56522



V56536



V56542



V56560



V56600



V56602



V56603



V56604



V56607



V56609



V56610



V56613



V56617



V56618



V56621



V56622



V56623



V56625

Spann- und Umlenkrollen  
 Tensioner and idler pulleys  
 Galet tendeur et poulie de renvoi

Poleas de tensión y poleas de inversión  
 Rullo tendicinghia e pulegge di rinvio  
 Натяжное устройство и натяжные ролики



V56628



V56631



V56638



V56642



V56643



V56644



V56645



V56647



V56658



V56660



V56666



V56667



V56675



V56800



V56801



V56802



V56803



V56807



V56808



V56809



V56810



V56812



V56815



V56820

Spann- und Umlenkrollen  
 Tensioner and idler pulleys  
 Galet tendeur et poulie de renvoi

Poleas de tensión y poleas de inversión  
 Rullo tendicinghia e pulegge di rinvio  
 Натяжное устройство и натяжные ролики



V56821



V56900



V56901



V56902



V56903



V56904



V56905



V56906



V56908



V56909



V56912



V56913



V56914



V56915



V56917



V56920



V56928



V56929



V56939



V56943



V56951



V56959



V57002



V57003

Spann- und Umlenkrollen  
Tensioner and idler pulleys  
Galet tendeur et poulie de renvoi

Poleas de tensión y poleas de inversión  
Rullo tendicinghia e pulegge di rinvio  
Натяжное устройство и натяжные ролики



V57005



V57006



V57007



V57008



V57009



V57010



V57011



V57013



V57014



V57015



V57019



V57020



V57023



V57026



V57027



V57028



V57029



V57034



V57035



V57044



V57047



V57061



V57064



V57118

Spann- und Umlenkrollen  
 Tensioner and idler pulleys  
 Galet tendeur et poulie de renvoi

Poleas de tensión y poleas de inversión  
 Rullo tendicinghia e pulegge di rinvio  
 Натяжное устройство и натяжные ролики



V57201



V57202



V57203



V57204



V57206



V57207



V57300



V57301



V57302



V57303



V57304



V57305



V57306



V57307



V57308



V57309



V57310



V57311



V57312



V57313



V57314



V57315



V57317



V57318

Spann- und Umlenkrollen  
Tensioner and idler pulleys  
Galet tendeur et poulie de renvoi

Poleas de tensión y poleas de inversión  
Rullo tendicinghia e pulegge di rinvio  
Натяжное устройство и натяжные ролики



V57319



V57321



V57323



V57324



V57327



V57329



V57400



V57401



V57403



V57404



V57406



V57407



V57411



V57416



V57426



V57700



V57702



V57703



V57704



V57705



V57908



V57909



V57910



V58100



Spann- und Umlenkrollen  
Tensioner and idler pulleys  
Galet tendeur et poulie de renvoi

Poleas de tensión y poleas de inversión  
Rullo tendicinghia e pulegge di rinvio  
Натяжное устройство и натяжные ролики



V58101



V58102



V58107



V58109



V58110



V58115



V58116



V58124



V58260



V58400



V58401



V58402



V58403



V58404



V58405



V58406



V58407



V58408



V58409



V58410



V58414



V58415



V58428



V58432

Spann- und Umlenkrollen  
 Tensioner and idler pulleys  
 Galet tendeur et poulie de renvoi

Poleas de tensión y poleas de inversión  
 Rullo tendicinghia e pulegge di rinvio  
 Натяжное устройство и натяжные ролики



V58612



V58613



V58800



V58806



V58816



V58817



V58821



V58822



V58855



V59000



V59001



V59002



V59003



V59503



V59505



V85500



V85501



V85502



V85503



V85504



V85505



V85506



V85507



V85508

Spann- und Umlenkrollen  
 Tensioner and idler pulleys  
 Galet tendeur et poulie de renvoi

Poleas de tensión y poleas de inversión  
 Rullo tendicinghia e pulegge di rinvio  
 Натяжное устройство и натяжные ролики



V85509



V85510



V85511



V85512



V85513



V85514



V85515



V85516



V85517



V85518



V85519



V85520



V85521



V85522



V85523



V85524



V85525



V85526



V85527



V85528



V85529



V85530



V85531



V85532

Spann- und Umlenkrollen  
Tensioner and idler pulleys  
Galet tendeur et poulie de renvoi

Poleas de tensión y poleas de inversión  
Rullo tendicinghia e pulegge di rinvio  
Натяжное устройство и натяжные ролики



V85533



V85534



V85535



V85537



V85538



V85539



V85540



V85541



V85542



V85543



V85544



V85545



V85546



V85547



V85548



V85549



V85550



V85551



V85552



V85553



V85554



V85555



V85556



V85557

Spann- und Umlenkrollen  
 Tensioner and idler pulleys  
 Galet tendeur et poulie de renvoi

Poleas de tensión y poleas de inversión  
 Rullo tendicinghia e pulegge di rinvio  
 Натяжное устройство и натяжные ролики



V85558



V85559



V85560



V85561



V85562



V85563



V85564



V85565



V85566



V85567



V85568



V85569



V85570



V85571



V85572



V85573



V85574



V85575



V85576



V85577



V85578



V85579



V85580



V85581

Spann- und Umlenkrollen  
Tensioner and idler pulleys  
Galet tendeur et poulie de renvoi

Poleas de tensión y poleas de inversión  
Rullo tendicinghia e pulegge di rinvio  
Натяжное устройство и натяжные ролики



V85582



V85583



V85584



V85585



V85586



V85587



V85588



V85589



V85590



V85591



V85592



V85593



V85594



V85595



V85596



V85597



V85598



V85599



V85600



V85601



V85602



V85603



V85604



V85605

Spann- und Umlenkrollen  
 Tensioner and idler pulleys  
 Galet tendeur et poulie de renvoi

Poleas de tensión y poleas de inversión  
 Rullo tendicinghia e pulegge di rinvio  
 Натяжное устройство и натяжные ролики



V85606



V85607



V85723



VSKF06645



VSKF06646



VSKF06652



VSKF06653



VSKF56602



VSKF56603

Wasserpumpen für Zahnriementrieb (nur im Kit erhältlich)

Water pumps for timing belt drive (only available in kit)

Pompes à eau pour transmission par courroie de distribution (disponible uniquement en kit)

Bombas de agua para la transmisión por correa dentada (sólo se pueden adquirir como parte del kit)

Pompa dell'acqua per trasmissione a cinghia sincrona (disponibile solo in kit)

Водяные насосы для приводов зубчатым ремнем (предлагаются только в составе набора)



WP6001



WP6002



WP6003



WP6004



WP6005



WP6006



WP6007



WP6008



WP6009



WP6010



WP6011



WP6012



WP6013



WP6014



WP6015



WP6016



WP6017



WP6018



WP6019



WP6020



Wasserpumpen für Zahnriementrieb (nur im Kit erhältlich)

Water pumps for timing belt drive (only available in kit)

Pompes à eau pour transmission par courroie de distribution (disponible uniquement en kit)

Bombas de agua para la transmisión por correa dentada (sólo se pueden adquirir como parte del kit)

Pompa dell'acqua per trasmissione a cinghia sincrona (disponibile solo in kit)

Водяные насосы для приводов зубчатым ремнем (предлагаются только в составе набора)



WP6021



WP6022



WP6024



WP6025



WP6026



WP6027



WP6028



WP6029



WP6030



WP6031



WP6032



WP6033



WP6034



WP6035



WP6036



WP6037



WP6038



WP6039



WP6040



WP6041

Wasserpumpen für Zahnriementrieb (nur im Kit erhältlich)

Water pumps for timing belt drive (only available in kit)

Pompes à eau pour transmission par courroie de distribution (disponible uniquement en kit)

Bombas de agua para la transmisión por correa dentada (sólo se pueden adquirir como parte del kit)

Pompa dell'acqua per trasmissione a cinghia sincrona (disponibile solo in kit)

Водяные насосы для приводов зубчатым ремнем (предлагаются только в составе набора)



WP6042



WP6043



WP6044



WP6045



WP6046



WP6047



WP6048



WP6049



WP6050



WP6051



WP6052



WP6053



WP6054



WP6055



WP6056



WP6057



WP6058



WP6059



WP6060



WP6061

Wasserpumpen für Zahnriementrieb (nur im Kit erhältlich)

Water pumps for timing belt drive (only available in kit)

Pompes à eau pour transmission par courroie de distribution (disponible uniquement en kit)

Bombas de agua para la transmisión por correa dentada (sólo se pueden adquirir como parte del kit)

Pompa dell'acqua per trasmissione a cinghia sincrona (disponibile solo in kit)

Водяные насосы для приводов зубчатым ремнем (предлагаются только в составе набора)



WP6062



WP6063



WP6064



WP6065



WP6066



WP6067



WP6068



WP6069



WP6070



WP6071



WP6072



WP6073



WP6074



WP6075



WP6076



WP6077



WP6078



WP6079



WP6081



WP6082

Wasserpumpen für Zahnriementrieb (nur im Kit erhältlich)

Water pumps for timing belt drive (only available in kit)

Pompes à eau pour transmission par courroie de distribution (disponible uniquement en kit)

Bombas de agua para la transmisión por correa dentada (sólo se pueden adquirir como parte del kit)

Pompa dell'acqua per trasmissione a cinghia sincrona (disponibile solo in kit)

Водяные насосы для приводов зубчатым ремнем (предлагаются только в составе набора)



WP6083



WP6084



WP6085



WP6088



Der Inhalt dieser Druckschrift ist unverbindlich und dient ausschließlich Informationszwecken. Die Informationen sind keine Angebote im Sinne der anwendbaren gesetzlichen Bestimmungen und begründen kein Vertragsverhältnis hinsichtlich der vorgestellten Produkte. Soweit nicht ausdrücklich anderweitig vereinbart, werden sie auch nicht Vertragsbestandteil bestehender oder künftiger Verträge mit der ContiTech AG.

Diese Druckschrift enthält keinerlei Garantien oder Beschaffenheitsvereinbarungen der ContiTech AG für ihre Produkte, sei es ausdrücklich oder stillschweigend, auch nicht hinsichtlich der Aktualität, Korrektheit, Vollständigkeit und Qualität der Informationen sowie der Verfügbarkeit der Produkte. Die Informationen in dieser Druckschrift sowie die beschriebenen Produkte und Dienstleistungen können ohne vorherige Ankündigung von der ContiTech AG jederzeit geändert oder aktualisiert werden.

Die ContiTech AG übernimmt keine Haftung im Zusammenhang mit dieser Druckschrift. Eine Haftung für jegliche unmittelbaren oder mittelbaren Schäden, Schadensersatzforderungen, Folgeschäden gleich welcher Art und aus welchem Rechtsgrund, die durch die Verwendung der in dieser Druckschrift enthaltenen Informationen entstehen, ist, soweit rechtlich zulässig, ausgeschlossen.

Die gewerblichen Schutzrechte wie Marken (Logos) oder Patente, die in dieser Druckschrift dargestellt sind, sind Eigentum der Continental AG oder ihrer Tochtergesellschaften. Die Darstellung in dieser Druckschrift ist keine Gewährung von Lizenzen oder Nutzungsrechten. Ohne eine ausdrückliche schriftliche Einwilligung der Continental AG ist ihre Nutzung untersagt.

Alle Texte, Bilder, Grafiken und sonstigen Materialien, sowie deren Koordination und Anordnung in dieser Druckschrift sind urheberrechtlich für die Continental AG oder ihre Tochtergesellschaften geschützt und dürfen nicht zur kommerziellen Verwendung oder Verteilung modifiziert, kopiert oder anderweitig verwendet werden.

Copyright © 2014 ContiTech AG.

Alle Rechte vorbehalten.

The content of this publication is provided for information only and without responsibility. ContiTech AG makes no representations about the accuracy, reliability, completeness or timeliness of the information in this publication. ContiTech AG may, in its sole discretion, revise the information contained herein at any time without notice.

ContiTech AG obligations and responsibilities regarding its products are governed solely by the agreements under which they are sold. Unless otherwise agreed in writing, the information contained herein does not become part of these agreements.

This publication does not contain any guarantee or agreed quality of ContiTech AG products or any warranty of merchantability, fitness for a particular purpose and non-infringement. ContiTech AG may make changes in the products or services described at any time without notice. This publication is provided on an „as is“ basis. To the extent permitted by law, ContiTech AG makes no warranty, express or implied, and assumes no liability in connection with the use of the information contained in this publication. ContiTech AG is not liable for any direct, indirect, incidental, consequential or punitive damages arising out of the use of this publication. Information contained herein is not intended to announce product availability anywhere in the world.

The trademarks, service marks and logos (the Trademarks) displayed in this publication are the property of Continental AG and/or its affiliates. Nothing in this publication should be construed as granting any license or right to the Trademarks. Without the express written consent of Continental AG the use of the Trademarks is prohibited.

All text, images, graphics and other materials in this publication are subject to the copyright and other intellectual property rights of Continental AG and/or its affiliates. ContiTech AG owns the copyrights in the selection, coordination and arrangement of the materials in this publication. These materials may not be modified or copied for commercial use or distribution.

Copyright © 2014 ContiTech AG.

All rights reserved.

Le contenu de la présente publication est donné exclusivement à titre informatif et n'engage pas la responsabilité de ContiTech AG. ContiTech AG ne peut être tenue pour responsable de l'exactitude, de la fiabilité, de l'intégralité ou de l'opportunité des informations reprises dans cette publication. ContiTech AG peut à sa seule discrétion modifier les informations contenues à tout moment et sans préavis.

Les devoirs et responsabilités de ContiTech AG à l'égard de ses produits ne sont régis que par les contrats de vente. En dehors de tout autre accord écrit, les informations ci-après ne peuvent devenir partie intégrante de ces contrats. La présente publication ne peut être interprétée comme valant clause de garantie, accord sur la qualité, garantie de disponibilité ou accord sur un usage particulier des produits de la ContiTech AG. ContiTech AG se réserve le droit de modifier les produits ou services décrits à tout moment sans préavis.

Ce document est remis à titre de base. Conformément aux dispositions législatives en vigueur, ContiTech AG, ne donne aucune garantie expresse ou tacite quant à l'utilisation des informations contenues dans cette publication. ContiTech AG décline toute responsabilité au titre de tout dommage direct, indirect ou consécutif, demande incidente, dommages et intérêts, dommage de quelque nature et à quelque titre juridique que ce soit pouvant naître de l'utilisation des informations contenues dans la présente publication. Les présentes informations ne peuvent être interprétées comme étant une annonce de disponibilité des produits au niveau mondial.

Les droits de propriété industrielle portant telles sur les marques (logos) et les brevets repris à la présente sont la propriété de la société Continental AG et/ou de ses filiales. La présente publication ne constitue ni une cession de licence ni un droit de jouissance desdits droits de propriété industrielle. Leur utilisation est interdite sans l'autorisation écrite expresse de la société Continental AG.

Les textes, photos, graphiques et autres représentations repris dans à la présente publication sont protégés par les droits de propriétés de Continental AG et/ou de ses filiales. ContiTech AG répond des droits d'auteur, de la sélection et de l'arrangement de cette publication laquelle ne peut en aucun cas être copiée ou modifiée à des fins d'utilisation ou de diffusion commerciales.

Copyright © 2014 ContiTech AG.

Tous droits réservés.

El contenido de esta publicación no es obligatorio para ContiTech AG y solamente tiene fines informativos. La información contenida no significa ni debe entenderse en ningún sentido como una oferta formal de acuerdo con las disposiciones legales aplicables, por lo que no establece ninguna relación contractual con respecto a los productos presentados. En tanto no se haya acordado expresamente otra cosa, la información contenida de productos presentados, no serán parte integrante u objeto de contratos ya existentes o futuros con la ContiTech AG.

Esta publicación no incluye ni constituye de forma tácita o expresa ninguna clase de garantía o acuerdos de calidad de los productos de ContiTech AG, ni tampoco con respecto a la actualidad, corrección, integridad y calidad de la información contenida, así como de la disponibilidad de los mismos. ContiTech AG puede cambiar o actualizar en todo momento y sin previo aviso la información contenida en esta publicación así como los productos y servicios.

ContiTech AG no asume responsabilidad alguna en relación con esta publicación y no admite, responsabilidad alguna por daños directos o indirectos, reclamaciones de daños y perjuicios, daños consecuenciales de cualquier tipo y por cualquier motivo jurídico, que resulten o pudieran resultar del uso de la información incluida en esta publicación, cuando la misma no haya sido confirmada por escrito con ContiTech AG.

Los derechos de propiedad industrial tales como marcas (Logotipos) o patentes, mostrados en esta publicación, son propiedad de Continental AG y/o de sus filiales. Nada en esta publicación debe ser considerado como garantizando cualquier licencia o derecho de marca. El uso de la marca está prohibido sin el consentimiento escrito de Continental AG.

Todos los textos, figuras, gráficas y otros materiales en esta publicación están protegidos por los derechos de autor y otros derechos de propiedad intelectual de Continental AG y/o sus filiales. ContiTech AG es propietaria de los derechos de autor en la selección, coordinación y arreglo de los materiales en esta publicación. Estos materiales no pueden ser modificados o copiados para uso comercial o su distribución y cualquier violación a esta disposición puede derivar en responsabilidad civil y/o penal de conformidad con las leyes aplicables.

Copyright © 2014 ContiTech AG.

Derechos reservados.

Il contenuto della presente pubblicazione non è vincolante; esso vuole essere solo di carattere informativo. Le informazioni non rappresentano un'offerta ai sensi delle disposizioni di legge applicabili e non giustificano quindi un rapporto contrattuale per i prodotti presentati. Se non espressamente concordato diversamente, esse non sono parte integrante dei contratti in essere o di quelli futuri stipulati dalla ContiTech AG.

La presente pubblicazione non riporta nessun tipo di garanzie o di accordi sulle caratteristiche della ContiTech AG per i suoi prodotti, né in maniera esplicita, né tacita, né per quanto riguarda l'attualità, la correttezza, la completezza e la qualità delle informazioni o la disponibilità dei prodotti. Le informazioni contenute nella presente pubblicazione e i prodotti e i servizi qui descritti, possono essere modificati o aggiornati in qualsiasi momento dalla ContiTech AG senza preannuncio.

La ContiTech AG non assume nessuna responsabilità per il contenuto della presente pubblicazione. Nella misura in cui legalmente ammissibile, si esclude qui qualsiasi responsabilità per danni diretti od indiretti, per richieste di risarcimento, per danni conseguenti di qualsiasi natura e motivazione giuridica derivanti dall'applicazione delle informazioni contenute nella presente pubblicazione.

I diritti di tutela industriale, come marchi (emblem) o brevetti, riportati nella presente pubblicazione sono di proprietà della Continental AG o sue affiliate. La loro raffigurazione nella presente pubblicazione non sottintende il rilascio di licenze o diritti di sfruttamento. Il loro sfruttamento è pertanto interdetto senza un'espressa autorizzazione scritta da parte della Continental AG.

Tutti i testi, le immagini, le grafiche e tutti gli altri materiali, nonché la loro coordinazione e disposizione nella presente pubblicazione, sono protetti dai diritti d'autore della Continental AG o sue affiliate e non possono essere modificati o copiati a scopi commerciali, o utilizzati in qualsiasi altra maniera.

Copyright © 2014 ContiTech AG.

Tutti i diritti riservati.

Sодержание данного издания не является окончательным и преследует лишь информационную цель. Информация не является предложением в юридическом смысле и не является основой для заключения соглашений по продукту. Если не оговорено специально, она не является также частью существующих или возможных в будущем контрактов с ContiTech AG.

Настоящее издание не содержит никаких гарантий или обещаний в отношении продукции ContiTech AG как явно, так и по умолчанию, а также в отношении актуальности, достоверности и качества информации и доступности продукта. Информация и описанные в издании продукты могут быть модернизированы или актуализированы в любое время без предварительного уведомления со стороны ContiTech AG.

ContiTech AG не несет ответственности в связи с данной публикацией. Ответственность за любой прямой или косвенный ущерб, требование компенсации за последующий возможный ущерб, независимо от их вида и юридического обоснования, возникшие в результате пользования данным изданием, исключаются, насколько это возможно юридически.

Использованные в издании марки, логотипы или патенты являются, согласно правам по защите промышленной деятельности, собственностью компании Continental AG или ее дочерних компаний. Публикация их в данной брошюре не дает права на дальнейшее их использование. Их использование без письменного согласия со Continental AG невозможно.


Все права на тексты, фотографии, рисунки и другие материалы данной брошюры, а также дизайн и верстку, которые не могут быть изменены, скопированы или иным способом употреблены в коммерческих целях, принадлежат Continental AG или ее дочерним компаниям.

Copyright © 2014 ContiTech AG.

Все права защищены

Zeichenerklärung  
Key to symbols  
Signification des symboles


Significado de símbolos  
Spiegazione de simboli  
Условное обозначение



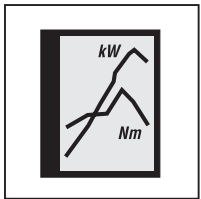
Fahrzeugtyp  
Model  
Marque / Modèle  
Modelo  
Marca / Modello  
Марка автомобиля  
модель



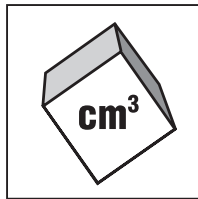
Baujahr  
Year  
Année  
Año  
Anno  
Год выпуска




Motor Code  
Engine code  
Code moteur  
Código motor  
Codice motore  
Номер двигателя



Leistung kW  
Output kW  
Puissance kW  
Potencia kW  
Potenza kW  
Мощность кВт

























Hubraum cm<sup>3</sup>  
Capacity cm<sup>3</sup>  
Cylindrée en cm<sup>3</sup>  
Cilindrada cm<sup>3</sup>  
Cilindrata cm<sup>3</sup>  
Объем  
двигателя см<sup>3</sup>



Anwendungen  
Application  
Utilisation  
Aplicación  
Impiego  
Назначение

Anwendungsbeispiel  
Application examples  
Exemples d'utilisation

Ejemplo de aplicación  
Esempio di applicazione  
Пример применения

					ContiTech	
<b>ALFA ROMEO</b>						
<b>147 (937)</b>						
					 <b>VD1065</b>  <b>MS29</b>  <b>CT1076</b>  <b>CT1076K1</b>	ONLY WITH VD1065 CA CA
	09/03-09/04	937A4.000	93	1910	 <b>6PK1836</b>  <b>AP9017</b>	ALT, PS, AC ALT, (Denso), FOR ALT: 105A, OE-NO 46782213, FOR ALT: 120A, OE-NO 60816954
	10/04-03/10	192B1.000	100	1910	 <b>VD1065</b>  <b>CT1076</b>  <b>CT1076K2</b>	CA CA
	10/04-03/10	939A7.000	85	1910	 <b>6PK1836</b>  <b>AP9017</b>	ALT, PS, AC ALT, PS, AC ALT, (Denso), FOR ALT: 105A, OE-NO 46782213, 60816557, FOR ALT: 120A, OE-NO 60816954, 60815944
1.9 JTDM	10/04-03/10	939A7.000	85	1910	 <b>VD1065</b>  <b>CT968</b>  <b>CT968K2</b>  <b>CT968WP2</b>	CA, WP CA, WP CA, WP



Zeichenerklärung  
Key to symbols  
Signification des symboles

Significado de símbolos  
Spiegazione de símbolos  
Условное обозначение



Zahnriemen  
Timing belt  
Courroie de distribution  
Correa de distribución  
Cinghia dentata  
Зубчатый ремень ГРМ



Zahnriemen Kit  
Timing belt kit  
Kit de courroie de distribution  
Kit de correa de distribución  
Kit cinghie dentate  
Комплет ремня ГРМ / Набор для зубчатого ремня



Zahnriemen Kit + Wasserpumpe  
Timing belt kit + water pump  
Kit de courroie de distribution + pompe à eau  
Kit de correa de distribución + bomba de agua  
Kit cinghie dentate + Pompa acqua  
Комплет ремня ГРМ / Набор для зубчатого ремня + водяной насос



Nebenantriebsriemen  
Auxiliary drive belts  
Courroies de transmission auxiliaires  
Poleas para controles auxiliares  
Cinghie di trasmissione ausiliarie  
Ремни привода навесного оборудования



Keilrippenriemen Kits / Keilrippenriemen ELAST + Werkzeug  
Multi V-Belt kits / Multi V-belt ELAST + Tool  
Kits de courroies striées / Courroie striée ELAST + outil  
Kits de correas acanaladas / Correa acanalada ELAST + herramientas  
Kit cinghia poly-V / Cinghia Poly-V ELAST + Strumento  
Наборы поликлиновых ремней / Поликлиновой ремень ELAST с приспособлением



Generatorfreilauf  
Overrunning alternator pulley  
Poulie débrayable d'alternateur  
Polea libre del alternador  
Dispositivo ruota libera alternatore  
Муфта свободного хода генератора



Torsionsschwingungsdämpfer  
Torsional vibration damper  
Amortisseur de vibrations de torsion  
Amortiguador de vibraciones de torsión  
Puleggia smorzatrice per vibrazioni torsionali  
Гаситель крутильных колебаний



Keilrippenriemen + Torsionsschwingungsdämpfer  
Multiple V-belt + torsional vibration damper  
Courroie striée + amortisseur de vibrations de torsion  
Correa acanalada + amortiguador de vibraciones de torsión  
Cinghia Poly-V + Puleggia smorzatrice per vibrazioni torsionali  
Поликлиновой ремень + гаситель крутильных колебаний



Montagesatz  
Mounting sets  
Jeu de montage  
Kit de montaje  
Kit di montaggio  
Монтажный набор

Abkürzungsverzeichnis List of abbreviations Liste des abréviations	Índice de abreviaturas Indice delle abbreviazioni Значение аббревиатуры
--	---

	Deutsch	English	Français	Español	Italia	Russia
XXXX->	ab	from	à partir de	desde	da	с
->XXXX	bis	up to	jusqu'à	hasta	a	до
(XXX)	für Fahrzeuge mit	for vehicles with	pour véhicules avec	Para vehículos con	con	Для транспортных средств с
(-XXX)	für Fahrzeuge ohne	for vehicles without	pour véhicules sans	Para vehículos sin	per veicoli senza	Для транспортных средств без
∅ 98 mm	Durchmesser	diameter	diamètre	diámetro	diametro	Диаметр
2X	2 Riemen	2 belts	2 courroies	2 correas	2 cinghie	2 ремня
2. FAN	2. Lüfter	2nd fan	2e ventilateur	2° ventilador	2° ventilatore	2-ой вентилятор
AC	Klimaanlage	air conditioning unit	climatiseur	aire acondicionado	aria condizionata	кондиционер
AIRC	Luftpresser	air compressor	compresseur	compresor de aire	compressore d'aria	Воздушный компрессор
AIRF	Luftfilter	Air filter	Filtre à air	Filtro de aire	Filtro dell'aria	Воздушный фильтр
AIRP	Luftpumpe	air pump	pompe à air	bomba de aire	pompa dell'aria	Воздушный насос
ALT	Drehstrom-Lichtmaschine	alternator	alternateur	alternador	alternatore trifase	Генератор переменного тока
2. ALT	2. Drehstromlichtmaschine	second alternator	2° alternateur	sinamo trifásica	secondo alternatore trifase	Второй Генератор переменного тока
AUTOM	Automatic	automatic transmission	boîte automatique	automático	automático	АКПП
AUTOM-TP	automatische Spannrolle	automatic tension pulley	galet tendeur automatique	rodillo tensor automático	rullo tendicinghia automatico	Автоматический натяжной ролик
BORE-∅	Bohrungsdurchmesser	bore diameter	diamètre d'alésage	diámetro de agujero	diametro del foro	диаметр вруба
BS	Ausgleichswelle	balance shaft	arbre d'équilibrage	árbol contrarotante	albero del differenziale	Балансирный вал
CA	Nockenwelle	camshaft	arbre à cames	árbol de levas	albero a camme	Распределительный вал
CARB	Vergaser	carburetor	carburateur	carburador	carburatore	Карбюратор
CAT	Katalysator	catalytic converter	pot catalytique	catalizador	catalizzatore	Катализатор
CH-NO	Fahrgestell-Nr.	chassis no.	n° châssis	n° chasis	n° telaio	№ шасси
CHR	Lader	charger	suralimenteur	cargador	caricatore	турбоагнетатель
COMPR	Kompressor	compressor	compresseur	compresor	compressore	компрессор
CS	Kurbelwelle	crankshaft	vilebrequin	cigüeñal	albero motore	Коленчатый вал
CVH	Reihenmotor mit halbkugelförmigen Brennräumen	in-line engine with hemispherical combustion chambers	moteur en ligne à chambres de combustion hémisphériques	motor en línea con cámara de combustión semiesférica	motore in linea con camere di combustione semisferiche	Однорядный двигатель с полусферическими камерами сгорания
CVT-AUTOM	CVT-Automatikgetriebe	CVT automatic transmission	Boîte de vitesse automatique TVC	Transmisión automática CVT	Cambio automatico CVT	Бесступенчатая автоматическая коробка передач
DC-ALT	Gleichstromgenerator	DC generator	génératrice de courant continu	generator de corriente continua	generatore di corrente continua	Динамо
DIS	Zündverteiler	Ignition distributor	distributeur d'allumage	distribuidor de encendido	distributore dii accensione	распределитель зажигания
DOHC	Doppelte obenliegende Nockenwelle	double overhead camshaft	double arbre à cames en tête	doble árbol de levas superior	albero a camme doppio in testa	Верхний двойной распределительный вал
DYN	Lichtmaschine	dynamo	dynamo	dinamo	dinamo	Автомобильный генератор
ELECTR PS	Elektrische Servolenkung	Electrical power steering	Direction électrique assistée	Dirección asistida eléctrica	Servosterzo elettrico	Электрическое сервоуправление
ENGINE	Motor	engine	moteur	motor	motore	Двигатель
FAN	Lüfter	fan	ventilateur	ventilador	ventilatore	Вентилятор
FWD	Frontantrieb	Front-wheel drive	Traction avant	Tracción frontal	Trazione anteriore	Передний привод
G-COMPR	G-Lader	G-Lader	G-chargeuse	Compresor G-Lader	Compressore G	G образный нагнетатель
GP	Führungsrolle	guide pulley	galet de guidage	rodillo guía	galoppino	Направляющий ролик

Abkürzungsverzeichnis  
List of abbreviations  
Liste des abréviations

Índice de abreviaturas  
Indice delle abbreviazioni  
Значение аббревиатуры

	Deutsch	English	Français	Español	Italia	Russia
HYDP	Hydraulikpumpe	hydraulic pump	pompe hydraulique	bomba hidráulica	pompa idraulica	Гидравлический насос
IDLER	Zwischenrolle	idler	galet intermédiaire	polea intermedia	puleggia intermedia	Промежуточный ролик
INJ	Einspritzer	injection engine	injecteur	inyector	iniettore	Форсунка
INJP	Einspritzpumpe	injection pump	pompe à injection	bomba de inyección	pompa ad iniezione	насос–форсунка
JKR	je nach Keilriemen	depending on V-belt	suyvant le modèle de courroie trapézoïdale	según correa trapecial	a seconda della cinghia trapezoidale	Зависит от клинoвoгo ремня
JKRR	je nach Keilrippenriemen	depending on V-ribbed belt	suyvant le modèle de courroie striée	según correa trapecial ranurada	a seconda della cinghia trapezoidale nervata	Зависит от поликлинoвoгo ремня
JP	Führungsrolle	jockey pulley	galet directeur	polea-guía	ruota di guida	Направляющий ролик
LC	Niveauregulierung	level control	correction assiette	control del nivel	controllo livello	Регулировка дорожнoгo просвета
LH	Einbauseite links	left-hand installation	montage coté gauche	lado de montaje izquierdo	lato di montaggio destro	Установка слева
LHD	Linkslenkung	left hand drive	conduite à gauche	conducción a la izquierda	guida sinistra	Леворульный автомобиль
MANL	Handschaltung	manual transmission	changement de vitesses manuel	cambio manual	cambio manuale	Ручное переключение
MECH-TP	mechanische Spannrolle	mechanical tension pulley	galet tendeur mécanique	rodillo tensor mecánico	rullo tendicinghia meccanico	Механический натяжной ролик
MODEL	Modell	model	modèle	modelo	modello	модель
MTR-CODE	Motor Code	engine code	code moteur	código motor	codice motore	Код двигателя
MTR-NO	Motornummer	engine number	n° moteur	número del motor	numero motore	№ двигателя
OHC	obenliegende Nockenwelle	overhead camshaft	arbre à cames en tête	árbol de levas superior	albero a camme in testa	Верхний распределительный вал
OHV	obenliegende Ventile	overhead valves	soupapes en tête	válvulas superiores	valvole in testa	Верхние клапаны
OILC	Ölkühler	oil cooler	radiateur huile	radiador del aceite	radiatore olio	Масляный радиатор
OILP	Ölpumpe	oil pump	pompe à huile	bomba aceite	pompa olio	Масляный насос
OPT	wahlweise	optional	en option	opcional	facoltativo	выборочно
ORG-NO	Werk-Nr.	organisation no.	n° usine	n° fábrica	n° fabbrica	№ завода
PETR INJ	Benzineinspritzung	Fuel injection	Injection d'essence	Inyección de gasolina	Iniezione a benzina	Система впрыскивания бензина
PS	Servolenkung	power steering	direction assistée	servodirección	servosterzo	сервоуправление
PTO	Nebenantrieb	power take off	prise de force	accionamiento auxiliar	presa di forza ausiliare	Вспомогательный привод
RAD	Heizung	radiator	radiateur	radiador	riscaldatore	система обогрева
REAR	hinten	rear	postérieur	posterior	posteriore	сзади
RICAMBI-NO	Ersatzteilnummer	spare-part number	n° pièces rechange	n° pieza de repuesto	numero ricambio	№ запчасти
RH	Einbauseite rechts	right-hand installation	côté montage droite	lado de montaje derecho	lato di montaggio sinistro	Установка справа
RHD	Rechtslenker	right hand drive	conduite à droite	conducción a la derecha	guida destra	Праворульный автомобиль
RWD	Heckantrieb	Rear-wheel drive	Traction arrière	Tracción trasera	Trazione posteriore	Задний привод
SP	Einzelpumpe	single pump	pompe simple	bomba individual	pompa singola	Одиночный насос
STRONIC	Servotronic-Lenkung	Servotronic steering	Direction Servotronic	Dirección servotronic	Sterzo Servotronic	Система усилителя рулевогo управления Servotronic
TENSDAMPER	Spanndämpfer	Tensioning damper	Amortisseur de tension	Amortiguadores de tensión	Pulegge	Демпфер натяжного ролика
THERMO	thermostatisch	thermostatic	thermostatique	termostático	termostatico	термостатический
TP	Spannrolle	tension pulley	galet-tendeur	rodillo tensor	rullo tenditore	натяжной ролик
TURBOC	Turbokühler	turbocooler	radiateur turbo	turborefrigerador	turbocooler	охладитель турбины
VACP	Vakuumpumpe	vacuum pump	pompe à vide	bomba de vacío	pompa pervuoto	Вакуум–насос
WP	Wasserpumpe	water pump	pompe à eau	bomba de agua	pomba acqua	Водяной насос

# ContiTech

## Power Transmission Group

### Market segment

Automotive Aftermarket

### Contact

ContiTech Antriebssysteme GmbH

Philipsbornstrasse 1

D-30165 Hannover

Tel. +49 (0)511 938-71

E-mail [aam@ptg.contitech.de](mailto:aam@ptg.contitech.de)

[www.contitech.de/aam](http://www.contitech.de/aam)

### Your local contact

[www.contitech.de/contactlocator](http://www.contitech.de/contactlocator)

As a division of the Continental Group, ContiTech is a recognised innovation and technology leader in natural rubber and plastics. As an industry partner with a firm future ahead of us, we engineer solutions both with and for our customers around the world. Our bespoke solutions are specially tailored to meet the needs of the market. With extensive expertise in materials and processes, we are able to develop cutting-edge technologies while ensuring we make responsible use of resources. We are quick to respond to important technological trends, such as function integration, lightweight engineering and the reduction of complexity, and offer a range of relevant products and services. That way, when you need us, you'll find we're already there.



Data, instructions and other technical information available from the PIC at [www.contitech.de/pic](http://www.contitech.de/pic) or simply scan the QR code.

### Certified in accordance with:

